深水灣徑 8 DEEP WATER BAY DRIVE

Sales Brochure

售樓説明書

深水灣徑 8 DEEP WATER BAY DRIVE

NOTES TO PURCHASERS OF FIRST-HAND RESIDENTIAL PROPERTIES
一手住宅物業買家須知

You are advised to take the following steps before purchasing first-hand residential properties.

For all first-hand residential properties

1. Important information

- Make reference to the materials available on the Sales of First-hand Residential Properties Electronic Platform (SRPE) (www.srpe.gov.hk) on the first-hand residential property market.
- Study the information on the website designated by the vendor for the development, including the sales brochure, price lists, documents containing the sales arrangements, and the register of transactions of a development.
- Sales brochure for a development will be made available to the general public at least 7 days immediately before a date of sale while price list and sales arrangements will be made available at least 3 days immediately before the date of sale.
- Information on transactions can be found on the register of transactions on the website designated by the vendor for the development and the SRPE.

2. Fees, mortgage loan and property price

- Calculate the total expenses of the purchase, such as solicitors' fees, mortgage charges, insurance fees and stamp duties.
- Check with banks to find out if you will be able to obtain the needed mortgage loan, select the appropriate payment method and calculate the amount of the mortgage loan to ensure it is within your repayment ability.
- Check recent transaction prices of comparable properties for comparison.
- Check with the vendor or the estate agent the estimated management fee, the amount of management fee payable in advance (if any), special fund payable (if any), the amount of reimbursement of the deposits for water, electricity and gas (if any), and/or the amount of debris removal fee (if any) you have to pay to the vendor or the manager of the development.

3. Price list, payment terms and other financial incentives

- Vendors may not offer to sell all the residential properties that are covered in a price list. To know which residential properties the vendors may offer to sell, pay attention to the sales arrangements which will be announced by the vendors at least 3 days before the relevant residential properties are offered to be sold.
- Pay attention to the terms of payment as set out in a price list. If there are discounts on the price, gift, or any financial advantage or benefit to be made available in connection with the purchase of the residential properties, such information will also be set out in the price list.
- If you intend to opt for any mortgage loan plans offered by financial institutions specified by the vendor, before entering into a preliminary agreement for sale and purchase (PASP), you must study the details of various mortgage loan plans[1] as set out in the price list concerned. If you have any questions about these mortgage loan plans, you should check with the financial institutions concerned direct before entering into a PASP.

4. Property area and its surroundings

- Pay attention to the area information in the sales brochure and price list, and price per square foot/metre in the price list. According to the Residential Properties (First-hand Sales) Ordinance (Cap. 621) (the Ordinance), vendors can only present the area and price per square foot and per square metre of a residential property using saleable area. Saleable area, in relation to a residential property, means the floor area of the residential property, and includes the floor area of every one of the following to the extent that it forms part of the residential property - (i) a balcony; (ii) a utility platform; and (iii) a verandah. The saleable area excludes the area of the following which forms part of the residential property - air-conditioning plant room; bay window; cockloft; flat roof; garden; parking space; roof; stairhood; terrace and yard.
- Floor plans of all residential properties in the development have to be shown in the sales brochure. In a sales brochure, floor plans of residential properties in the development must state the external and internal dimensions of each residential property[2]. The external and internal dimensions of residential properties as provided in the sales brochure exclude plaster and finishes. You are advised to note this if you want to buy furniture before handing over of the residential property.
- Visit the development site and get to know the surroundings of the property (including transportation and community facilities). Check town planning proposals and decisions which may affect the property. Take a look at the location plan, aerial photograph, outline zoning plan and cross-section plan that are provided in the sales brochure.

5. Sales brochure

- Ensure that the sales brochure you have obtained is the latest version. According to the Ordinance, the sales brochure made available to the public should be printed or examined, or examined and revised within the previous 3 months.
- Read through the sales brochure and in particular, check the following information in the sales brochure -
  - whether there is a section on "relevant information" in the sales brochure, under which information on any matter that is known to the vendor but is not known to the general public, and is likely to materially affect the enjoyment of a residential property will be set out. Please note that information contained in a document that has been registered with the Land Registry will not be regarded as "relevant information";
  - the cross-section plan showing a cross-section of the building in relation to every street adjacent to the building, and the level of every such street in relation to a known datum and to the level of the lowest residential floor of the building. This will help you visualize the difference in height between the lowest residential floor of a building and the street level, regardless of how that lowest residential floor is named;
  - interior and exterior fittings and finishes and appliances;
  - the basis on which management fees are shared;
  - whether individual owners have obligations or need to share the

---

1 The details of various mortgage loan plans include the requirements for mortgagors on minimum income level, the loan limit under the first mortgage and second mortgage, the maximum loan repayment period, the change of mortgage interest rate throughout the entire repayment period, and the payment of administrative fees.

2 According to section 10(2)(d) in Part 1 of Schedule 1 to the Ordinance, each of the floor plans of the residential properties in the development in the sales brochure must state the following—

(i) the external dimensions of each residential property;

(ii) the internal dimensions of each residential property;

(iii) the thickness of the internal partitions of each residential property;

(iv) the external dimensions of individual compartments in each residential property.

According to section 10(3) in Part 1 of Schedule 1 to the Ordinance, if any information required by section 10(2)(d) in Part 1 of Schedule 1 to the Ordinance is provided in the approved building plans for the development, a floor plan must state the information as so provided.

expenses for managing, operating and maintaining the public open space or public facilities inside or outside the development, and the location of the public open space or public facilities; and

- whether individual owners have responsibility to maintain slopes.

6. Government land grant and deed of mutual covenant (DMC)

- Read the Government land grant and the DMC (or the draft DMC). Information such as ownership of the rooftop and external walls can be found in the DMC. The vendor will provide copies of the Government land grant and the DMC (or the draft DMC) at the place where the sale is to take place for free inspection by prospective purchasers.
- Check the Government land grant on whether individual owners are liable to pay Government rent.
- Check the DMC on whether animals can be kept in the residential property.

7. Information on Availability of Residential Properties for Selection at Sales Office

- Check with the vendor which residential properties are available for selection. If a "consumption table" is displayed by the vendor at the sales office, you may check from the table information on the progress of sale on a date of sale, including which residential properties are offered for sale at the beginning of that date of sale and which of them have been selected and sold during that date of sale.
- Do not believe in rumours about the sales condition of the development and enter into a PASP rashly.

8. Register of Transactions

- Pay attention to the register of transactions for a development. A vendor must, within 24 hours after entering into a PASP with a purchaser, enter transaction information of the PASP in the register of transactions. The vendor must, within 1 working day after entering into an agreement for sale and purchase (ASP), enter transaction information of the ASP in the register of transactions. Check the register of transactions for the concerned development to learn more about the sales condition of the development.
- Never take the number of registrations of intent or cashier orders a vendor has received for the purpose of registration as an indicator of the sales volume of a development. The register of transactions for a development is the most reliable source of information from which members of the public can grasp the daily sales condition of the development.

9. Agreement for sale and purchase

- Ensure that the PASP and ASP include the mandatory provisions as required by the Ordinance.
- Pay attention that fittings, finishes and appliances to be included in the sale and purchase of the property are inserted in the PASP and ASP.
- Pay attention to the area plan annexed to the ASP which shows the total area which the vendor is selling to you. The total area which the vendor is selling to you is normally greater than the saleable area of the property.
- A preliminary deposit of **5%** of the purchase price is payable by you to the owner (i.e. the seller) on entering into a PASP.
- If you do not execute the ASP within **5 working days** (working day means a day that is not a general holiday or a Saturday or a black rainstorm warning day or gale warning day) after entering into the PASP, the PASP is terminated, the preliminary deposit (i.e. 5% of the purchase price) is forfeited, and the owner (i.e. the seller) does not have any further claim against you for not executing the ASP.
- If you execute the ASP within 5 working days after the signing of the PASP, the owner (i.e. the seller) must execute the ASP within 8 working days after entering into the PASP.
- The deposit should be made payable to the solicitors' firm responsible for stakeholding purchasers' payments for the property.

10. Expression of intent of purchasing a residential property

- Note that vendors (including their authorized representative(s)) should not seek or accept any specific or general expression of intent of purchasing any residential property before the relevant price lists for such properties are made available to the public. You therefore should not make such an offer to the vendors or their authorized representative(s).
- Note that vendors (including their authorized representative(s)) should not seek or accept any specific expression of intent of purchasing a particular residential property before the sale of the property has commenced. You therefore should not make such an offer to the vendors or their authorized representative(s).

11. Appointment of estate agent

- Note that if the vendor has appointed one or more than one estate agents to act in the sale of any specified residential property in the development, the price list for the development must set out the name of all the estate agents so appointed as at the date of printing of the price list.
- You may appoint any estate agent (not necessarily from those estate agency companies appointed by the vendor) to act in the purchase of any specified residential property in the development, and may also not appoint any estate agent to act on your behalf.
- Before you appoint an estate agent to look for a property, you should -
  - find out whether the agent will act on your behalf only. If the agent also acts for the vendor, he/she may not be able to protect your best interests in the event of a conflict of interest;
  - find out whether any commission is payable by you to the estate agent and, if so, its amount and the time of payment; and
  - note that only licensed estate agents or salespersons may accept your appointment. If in doubt, you should request the estate agent or salesperson to produce his/her Estate Agent Card, or check the Licence List on the Estate Agents Authority website: www.eaa.org.hk.

12. Appointment of solicitor

- Consider appointing your own solicitor to protect your interests. If the solicitor also acts for the vendor, he/she may not be able to protect your best interests in the event of a conflict of interest.
- Compare the charges of different solicitors.

For first-hand uncompleted residential properties

13. Pre-sale Consent

- For uncompleted residential property under the Lands Department Consent Scheme, seek confirmation from the vendor whether the "Pre-sale Consent" has been issued by the Lands Department for the development.

14. Show flats

- While the vendor is not required to make any show flat available for viewing by prospective purchasers or the general public, if the vendor wishes to make available show flats of a specified residential property, the vendor must first of all make available an unmodified show flat of that residential property and that, having made available such

unmodified show flat, the vendor may then make available a modified show flat of that residential property. In this connection, the vendor is allowed to make available more than one modified show flat of that residential property.

- If you visit the show flats, you should always look at the unmodified show flats for comparison with the modified show flats. That said, the Ordinance does not restrict the discretion of the vendor in arranging the sequence of the viewing of unmodified and modified show flats.
- Sales brochure of the development should have been made available to the public when the show flat is made available for viewing. You are advised to get a copy of the sales brochure and make reference to it when viewing the show flats.
- You may take measurements in modified and unmodified show flats, and take photographs or make video recordings of unmodified show flats, subject to reasonable restriction(s) which may be set by the vendor for ensuring safety of the persons viewing the show flat.

For first-hand uncompleted residential properties and completed residential properties pending compliance

15. Estimated material date and handing over date

- Check the estimated material date[3] for the development in the sales brochure.
  - The estimated material date for a development in the sales brochure is not the same as the date on which a residential property is handed over to purchaser. The latter is inevitably later than the former.
- Handing over date
  - The mandatory provisions to be incorporated in an ASP as required by the Ordinance include a provision requiring the vendor to apply in writing for an Occupation Document/a Certificate of Compliance or the Director of Lands' Consent to Assign (as the case may be) in respect of the development within 14 days after the estimated material date as stipulated in the ASP.
    - ➢ For development subject to the Lands Department Consent Scheme, the vendor is required to notify the purchaser in writing that the vendor is in a position validly to assign the property within one month after the issue of the Certificate of Compliance or the Consent to Assign, whichever first happens; or
    - ➢ For development not subject to the Lands Department Consent Scheme, the vendor is required to notify the purchaser in writing that the vendor is in a position validly to assign the property within 6 months after the issue of the Occupation Document including Occupation Permit.
  - The mandatory provisions to be incorporated in an ASP as required by the Ordinance include a provision requiring completion of the sale and purchase within 14 days after the date of the notification aforesaid. Upon completion, the vendor shall arrange handover of the property to the purchaser.
- Authorized Person (AP) may grant extension(s) of time for completion of the development beyond the estimated material date.
  - The mandatory provisions to be incorporated in an ASP as required by the Ordinance include a provision that the AP of a development may grant an extension of time for completion of the development beyond the estimated material date having regard to delays caused exclusively by any one or more of the following reasons:
    - ➢ strike or lock-out of workmen;
    - ➢ riots or civil commotion;
    - ➢ force majeure or Act of God;
    - ➢ fire or other accident beyond the vendor's control;
    - ➢ war; or
    - ➢ inclement weather.
  - The AP may grant more than once such an extension of time depending on the circumstances. That means handover of the property may be delayed.
  - The mandatory provisions to be incorporated in an ASP as required by the Ordinance also include a provision requiring the vendor to, within 14 days after the issue of an extension of time granted by the AP, furnish the purchaser with a copy of the relevant certificate of extension.
- Ask the vendor if there are any questions on handing over date.

For first-hand completed residential properties

16. Vendor's information form

- Ensure that you obtain the "vendor's information form(s)" printed within the previous 3 months in relation to the residential property/ properties you intend to purchase.

17. Viewing of property

- Ensure that, before you purchase a residential property, you are arranged to view the residential property that you would like to purchase or, if it is not reasonably practicable to view the property in question, a comparable property in the development, unless you agree in writing that the vendor is not required to arrange such a comparable property for viewing for you. You are advised to think carefully before signing any waiver.
- You may take measurements, take photographs or make video recordings of the property, unless the property is held under a tenancy or reasonable restriction(s) is/are needed to ensure safety of the persons viewing the property.

For complaints and enquiries relating to the sales of first-hand residential properties by the vendors which the Ordinance applies, please contact the Sales of First-hand Residential Properties Authority-

Website	www.srpa.gov.hk
Telephone	2817 3313
Email	enquiry_srpa@hd.gov.hk
Fax	2219 2220

Other useful contacts:

Consumer Council	
Website	www.consumer.org.hk
Telephone	2929 2222
Email	cc@consumer.org.hk
Fax	2856 3611

3 Generally speaking, "material date" means the date on which the conditions of the land grant are complied with in respect of the development, or the date on which the development is completed in all respects in compliance with the approved building plans or the conditions subject to which the certificate of exemption is issued. For details, please refer to section 2 of the Ordinance.

Estate Agents Authority	
Website	www.eaa.org.hk
Telephone	2111 2777
Email	enquiry@eaa.org.hk
Fax	2598 9596

Real Estate Developers Association of Hong Kong	
Telephone	2826 0111
Fax	2845 2521

Sales of First-hand Residential Properties Authority
Transport and Housing Bureau
August 2017

NOTES TO PURCHASERS OF FIRST-HAND RESIDENTIAL PROPERTIES
一手住宅物業買家須知

您在購置一手住宅物業之前，應留意下列事項：

適用於所有一手住宅物業

1. 重要資訊

- 瀏覽一手住宅物業銷售資訊網（下稱「銷售資訊網」）（網址：www.srpe.gov.hk），參考「銷售資訊網」內有關一手住宅物業的市場資料。
- 閱覽賣方就該發展項目所指定的互聯網網站內的有關資訊，包括售樓說明書、價單、載有銷售安排的文件，及成交紀錄冊。
- 發展項目的售樓說明書，會在該項目的出售日期前最少七日向公眾發布，而有關價單和銷售安排，亦會在該項目的出售日期前最少三日公布。
- 在賣方就有關發展項目所指定的互聯網網站，以及「銷售資訊網」內，均載有有關物業成交資料的成交紀錄冊，以供查閱。

2. 費用、按揭貸款和樓價

- 計算置業總開支，包括律師費、按揭費用、保險費，以及印花稅。
- 向銀行查詢可否取得所需的按揭貸款，然後選擇合適的還款方式，並小心計算按揭貸款金額，以確保貸款額沒有超出本身的負擔能力。
- 查閱同類物業最近的成交價格，以作比較。
- 向賣方或地產代理瞭解，您須付予賣方或該發展項目的管理人的預計的管理費、管理費上期金額（如有）、特別基金金額（如有）、補還的水、電力及氣體按金（如有）、以及/或清理廢料的費用（如有）。

3. 價單、支付條款，以及其他財務優惠

- 賣方未必會把價單所涵蓋的住宅物業悉數推售，因此應留意有關的銷售安排，以了解賣方會推售的住宅物業為何。賣方會在有關住宅物業推售日期前最少三日公布銷售安排。
- 留意價單所載列的支付條款。倘買家可就購置有關住宅物業而連帶獲得價格折扣、贈品，或任何財務優惠或利益，上述資訊亦會在價單內列明。
- 如您擬選用由賣方指定的財務機構提供的各類按揭貸款計劃，在簽訂臨時買賣合約前，應先細閱有關價單內列出的按揭貸款計劃資料[1]。如就該些按揭貸款計劃的詳情有任何疑問，應在簽訂臨時買賣合約前，直接向有關財務機構查詢。

4. 物業的面積及四周環境

- 留意載於售樓說明書和價單內的物業面積資料，以及載於價單內的每平方呎/每平方米售價。根據《一手住宅物業銷售條例》（第621章）（下稱「條例」），賣方只可以實用面積表達住宅物業的面積和每平方呎及平方米的售價。就住宅物業而言，實用面積指該住宅物業的樓面面積，包括在構成該物業的一部分的範圍內的以下每一項目的樓面面積：(i)露台；(ii)工作平台；以及(iii)陽台。實用面積並不包括空調機房、窗台、閣樓、平台、花園、停車位、天台、梯屋、前庭或庭院的每一項目的面積，即使該些項目構成該物業的一部分的範圍。
- 售樓說明書必須顯示發展項目中所有住宅物業的樓面平面圖。在售樓說明書所載有關發展項目中住宅物業的每一份樓面平面圖，均須述明每個住宅物業的外部和內部尺寸[2]。售樓說明書所提供有關住宅物業外部和內部的尺寸，不會把批盪和裝飾物料包括在內。買家收樓前如欲購置家具，應留意這點。
- 親臨發展項目的所在地實地視察，以了解有關物業的四周環境（包括交通和社區設施）；亦應查詢有否任何城市規劃方案和議決，會對有關的物業造成影響；參閱載於售樓說明書內的位置圖、鳥瞰照片、分區計劃大綱圖，以及橫截面圖。

5. 售樓說明書

- 確保所取得的售樓說明書屬最新版本。根據條例，提供予公眾的售樓說明書必須是在之前的三個月之內印製或檢視、或檢視及修改。
- 閱覽售樓說明書，並須特別留意以下資訊：
  - 售樓說明書內有否關於「有關資料」的部分，列出賣方知悉但並非為一般公眾人士所知悉，關於相當可能對享用有關住宅物業造成重大影響的事宜的資料。請注意，已在土地註冊處註冊的文件，其內容不會被視為「有關資料」；
  - 橫截面圖會顯示有關建築物相對毗連該建築物的每條街道的橫截面，以及每條上述街道與已知基準面和該建築物最低的一層住宅樓層的水平相對的水平。橫截面圖能以圖解形式，顯示出建築物最低一層住宅樓層和街道水平的高低差距，不論該最低住宅樓層以何種方式命名；
  - 室內和外部的裝置、裝修物料和設備；
  - 管理費按甚麼基準分擔；
  - 小業主有否責任或需要分擔管理、營運或維持有關發展項目以內或以外的公眾休憩用地或公共設施的開支，以及有關公眾休憩用地或公共設施的位置；以及
  - 小業主是否須要負責維修斜坡。

6. 政府批地文件和公契

- 閱覽政府批地文件和公契（或公契擬稿）。公契內載有天台和外牆業權等相關資料。賣方會在售樓處提供政府批地文件和公契（或公契擬稿）的複本，供準買家免費閱覽。
- 留意政府批地文件內所訂明小業主是否須要負責支付地稅。
- 留意公契內訂明有關物業內可否飼養動物。

7. 售樓處內有關可供揀選住宅物業的資料

- 向賣方查詢清楚有哪些一手住宅物業可供揀選。若賣方在售樓處內展示「消耗表」，您可從該「消耗表」得悉在每個銷售日的銷售進度資料，包括在該個銷售日開始時有哪些住宅物業可供出售，以及在該個銷售日內有哪些住宅物業已獲揀選及售出。
- 切勿隨便相信有關發展項目銷情的傳言，倉卒簽立臨時買賣合約。

8. 成交紀錄冊

- 留意發展項目的成交紀錄冊。賣方須於臨時買賣合約訂立後的24小時內，於紀錄冊披露該臨時買賣合約的資料，以及於買賣合約訂立後一個工作天內，披露該買賣合約的資料。您可透過成交紀錄冊得悉發展項目的銷售情況。
- 切勿將賣方接獲用作登記的購樓意向書或本票的數目視為銷情指標。發展項目的成交紀錄冊才是讓公眾掌握發展項目每日銷售情況的最可靠資料來源。

9. 買賣合約

- 確保臨時買賣合約和買賣合約包含條例所規定的強制性條文。
- 留意有關物業買賣交易所包括的裝置、裝修物料和設備，須在臨時買賣合約和買賣合約上列明。
- 留意夾附於買賣合約的圖則。該圖則會顯示所有賣方售予您的物業面積，而該面積通常較該物業的實用面積為大。

---

1 按揭貸款計劃的資料包括有關按揭貸款計劃對借款人的最低收入的要求、就第一按揭連同第二按揭可獲得的按揭貸款金額上限、最長還款年期、整個還款期內的按揭利率變化，以及申請人須繳付的手續費。

2 根據條例附表1第1部第10(2)(d)條述明，售樓說明書內顯示的發展項目中的住宅物業的每一份樓面平面圖須述明以下各項—

(i) 每個住宅物業的外部尺寸；

(ii) 每個住宅物業的內部尺寸；

(iii) 每個住宅物業的內部間隔的厚度；

(iv) 每個住宅物業內個別分隔室的外部尺寸。

根據條例附表1第1部第10(3)條，如有關發展項目的經批准的建築圖則，提供條例附表1 第1部第10(2)(d)條所規定的資料，樓面平面圖須述明如此規定的該資料。

- 訂立臨時買賣合約時，您須向擁有人（即賣方）支付樓價**5%**的臨時訂金。
- 如您在訂立臨時買賣合約後**五個工作日**（工作日指並非公眾假日、星期六、黑色暴雨警告日或烈風警告日的日子）之內，沒有簽立買賣合約，該臨時買賣合約即告終止，有關臨時訂金（即樓價的5%）會被沒收，而擁有人（即賣方）不得因您沒有簽立買賣合約而對您提出進一步申索。
- 在訂立臨時買賣合約後的五個工作日之內，倘您簽立買賣合約，則擁有人（即賣方）必須在訂立該臨時買賣合約後的八個工作日之內簽立買賣合約。
- 有關的訂金，應付予負責為所涉物業擔任保證金保存人的律師事務所。

10. 表達購樓意向

- 留意在賣方（包括其獲授權代表）就有關住宅物業向公眾提供價單前，賣方不得尋求或接納任何對有關住宅物業的購樓意向（不論是否屬明確選擇購樓意向）。因此您不應向賣方或其授權代表提出有關意向。
- 留意在有關住宅物業的銷售開始前，賣方（包括其獲授權代表）不得尋求或接納任何對該物業的有明確選擇購樓意向。因此您不應向賣方或其授權代表提出有關意向。

11. 委託地產代理

- 留意倘賣方委任一個或多於一個地產代理，以協助銷售其發展項目內任何指明住宅物業，該發展項目的價單必須列明在價單印刷日期當日所有獲委任為地產代理的姓名/名稱。
- 您可委託任何地產代理（不一定是賣方所指定的地產代理），以協助您購置發展項目內任何指明住宅物業；您亦可不委託任何地產代理。
- 委託地產代理以物色物業前，您應該—
  - 了解該地產代理是否只代表您行事。該地產代理若同時代表賣方行事，倘發生利益衝突，未必能夠保障您的最大利益；
  - 了解您須否支付佣金予該地產代理。若須支付，有關的佣金金額和支付日期為何；以及
  - 留意只有持牌地產代理或營業員才可以接受您的委託。如有疑問，應要求該地產代理或營業員出示其「地產代理證」，或瀏覽地產代理監管局的網頁（網址：www.eaa.org.hk），查閱牌照目錄。

12. 委聘律師

- 考慮自行委聘律師，以保障您的利益。該律師若同時代表賣方行事，倘發生利益衝突，未必能夠保障您的最大利益。
- 比較不同律師的收費。

適用於一手未落成住宅物業

13. 預售樓花同意書

- 洽購地政總署「預售樓花同意方案」下的未落成住宅物業時，應向賣方確認地政總署是否已就該發展項目批出「預售樓花同意書」。

14. 示範單位

- 賣方不一定須設置示範單位供準買家或公眾參觀，但賣方如為某指明住宅物業設置示範單位，必須首先設置該住宅物業的無改動示範單位，才可設置該住宅物業的經改動示範單位，並可以就該住宅物業設置多於一個經改動示範單位。
- 參觀示範單位時，務必視察無改動示範單位，以便與經改動示範單位作出比較。然而，條例並沒有限制賣方安排參觀無改動示範單位及經改動示範單位的先後次序。
- 賣方設置示範單位供公眾參觀時，應已提供有關發展項目的售樓說明書。因此，緊記先行索取售樓說明書，以便在參觀示範單位時參閱相關資料。
- 您可以在無改動示範單位及經改動示範單位中進行量度，並在無改動示範單位內拍照或拍攝影片，惟在確保示範單位參觀者人身安全的前提下，賣方可能會設定合理的限制。

適用於一手未落成住宅物業及尚待符合條件的已落成住宅物業

15.預計關鍵日期及收樓日期

- 查閱售樓說明書中有關發展項目的預計關鍵日期[3]。
  - 售樓說明書中有關發展項目的預計關鍵日期並不等同買家的「收樓日期」。買家的「收樓日期」必定較發展項目的預計關鍵日期遲。
- 收樓日期
  - 條例規定買賣合約須載有強制性條文，列明賣方須於買賣合約內列出的預計關鍵日期後的14日內，以書面為發展項目申請佔用文件、合格證明書，或地政總署署長的轉讓同意（視屬何種情況而定）。
    - ➢ 如發展項目屬地政總署預售樓花同意方案所規管，賣方須在合格證明書或地政總署署長的轉讓同意發出後的一個月內（以較早者為準），就賣方有能力有效地轉讓有關物業一事，以書面通知買家；或
    - ➢ 如發展項目並非屬地政總署預售樓花同意方案所規管，賣方須在佔用文件（包括佔用許可證）發出後的六個月內，就賣方有能力有效地轉讓有關物業一事，以書面通知買家。
  - 條例規定買賣合約須載有強制性條文，列明有關物業的買賣須於賣方發出上述通知的日期的14日內完成。有關物業的買賣完成後，賣方將安排買家收樓事宜。
- 認可人士可批予在預計關鍵日期之後完成發展項目
  - 條例規定買賣合約須載有強制性條文，列明發展項目的認可人士可以在顧及純粹由以下一個或多於一個原因所導致的延遲後，批予在預計關鍵日期之後，完成發展項目：
    - ➢ 工人罷工或封閉工地；
    - ➢ 暴動或內亂；
    - ➢ 不可抗力或天災；
    - ➢ 火警或其他賣方所不能控制的意外；
    - ➢ 戰爭；或
    - ➢ 惡劣天氣。
  - 發展項目的認可人士可以按情況，多於一次批予延後預計關鍵日期以完成發展項目，即收樓日期可能延遲。
  - 條例規定買賣合約須載有強制性條文，列明賣方須於認可人士批予延期後的14日內，向買家提供有關延期證明書的文本。
- 如對收樓日期有任何疑問，可向賣方查詢。

適用於一手已落成住宅物業

16. 賣方資料表格

- 確保取得最近三個月內印製有關您擬購買的一手已落成住宅物業的「賣方資料表格」。

17. 參觀物業

- 購置住宅物業前，確保已獲安排參觀您打算購置的住宅物業。倘參觀有關物業並非合理地切實可行，則應參觀與有關物業相若的物業，除非您以書面同意賣方無須開放與有關物業相若的物業供您參觀。您應仔細考慮，然後才決定是否簽署豁免上述規定的書面同意。
- 除非有關物業根據租約持有，或為確保物業參觀者的人身安全而須設定合理限制，您可以對該物業進行量度、拍照或拍攝影片。

3 一般而言，「關鍵日期」指該項目符合批地文件的條件的日期，或該項目在遵照經批准的建築圖則的情況下或按照豁免證明書的發出的條件在各方面均屬完成的日期。有關詳情請參閱條例第2條。

NOTES TO PURCHASERS OF FIRST-HAND RESIDENTIAL PROPERTIES
一手住宅物業買家須知

任何與賣方銷售受條例所規管的一手住宅物業有關的投訴和查詢，請與一手住宅物業銷售監管局聯絡。

網址	www.srpa.gov.hk
電話	2817 3313
電郵	enquiry_srpa@hd.gov.hk
傳真	2219 2220

其他相關聯絡資料：

消費者委員會	
網址	www.consumer.org.hk
電話	2929 2222
電郵	cc@consumer.org.hk
傳真	2856 3611

地產代理監管局	
網址	www.eaa.org.hk
電話	2111 2777
電郵	enquiry@eaa.org.hk
傳真	2598 9596

香港地產建設商會	
電話	2826 0111
傳真	2845 2521

運輸及房屋局
一手住宅物業銷售監管局
2017年8月

INFORMATION ON THE DEVELOPMENT
發展項目的資料

Name of the Development

8 Deep Water Bay Drive

The name of the street at which the Development is situated and the street number allocated by the Commissioner of Rating and Valuation for the purpose of distinguishing the Development

8 Deep Water Bay Drive

The Development consists of multi-unit buildings and houses

Total number of storeys of each multi-unit building

Tower 1 and Tower 2: each of which contains 17 storeys^.

Floor numbering in each multi-unit building as provided in the approved building plans for the Development

Tower 1 and Tower 2 : UG/F, 1/F - 3/F, 5/F - 12/F, 15/F - 19/F, Roof and Top Roof.

Omitted floor numbers in each multi-unit building in which the floor numbering is not in consecutive order

Tower 1 and Tower 2: 4/F, 13/F and 14/F are omitted.

Refuge floor of each multi-unit building

Not applicable

Total number of houses and house numbering as provided in the approved building plans for the Development

There are 2 houses in the Development: Villa 1 and Villa 2.

Omitted house numbers

Not applicable

發展項目的名稱

深水灣徑8號

發展項目所位於的街道的名稱及由差餉物業估價署署長為識別發展項目的目的而編配的門牌號數

深水灣徑8號

發展項目包括多單位建築物及獨立屋

每幢多單位建築物的樓層的總數

第1座及第2座：每座均有17層^。

發展項目的經批准的建築圖則所規定的每幢多單位建築物內的樓層號數

第1座及第2座：地下高層、1樓 - 3樓、5樓 - 12樓、15樓 - 19樓、天台及天台上層。

每幢有不依連續次序的樓層號數的多單位建築物內被略去的樓層號數

第1座及第2座：均不設4樓、13樓及14樓。

每幢多單位建築物內的庇護層

不適用

獨立屋的總數及發展項目的經批准的建築圖則所規定的門牌號數

發展項目共有2座獨立屋：1號洋房及2號洋房。

獨立屋被略去的門牌號數

不適用

^ Number of storeys includes Communal Landscaped Sky Garden on 3/F but excludes Roof and Top Roof.

^ 上述樓層包括3樓的公用園景空中花園，但不包括天台及天台上層。

INFORMATION ON VENDOR AND OTHERS INVOLVED IN THE DEVELOPMENT
賣方及有參與發展項目的其他人的資料

Vendor

Cheerwide Investment Limited

賣方

振遠投資有限公司

Holding companies of the Vendor

Chen's Group International Limited
Chen's Group Holdings Limited
Nan Fung International Holdings Limited
Nan Fung Group Holdings Limited
Nan Fung Development Limited
NF Property Investment (Hong Kong) Holdings Limited
Global Rich Developments Limited

賣方的控權公司

陳氏集團國際有限公司
陳氏集團控股有限公司
南豐國際控股有限公司
南豐集團控股有限公司
南豐發展有限公司
NF Property Investment (Hong Kong) Holdings Limited
Global Rich Developments Limited

Authorized Person for the Development

Lee Ming Yen Jennifer

發展項目的認可人士

李明嫻

The firm or corporation of which an Authorized Person for the Development is a proprietor, director or employee in his or her professional capacity

P&T Architects and Engineers Limited

發展項目的認可人士以其專業身分擔任經營人、董事或僱員的商號或法團

巴馬丹拿建築及工程師有限公司

Building contractor for the Development

Bordon Construction Company Limited

發展項目的承建商

寶登建築有限公司

The firm of solicitors acting for the Owner in relation to the sale of residential properties in the Development

Woo Kwan Lee & Lo

就發展項目中的住宅物業的出售而代表擁有人行事的律師事務所

胡關李羅律師行

Authorized institution that has made a loan, or has undertaken to provide finance, for the construction of the Development

China Construction Bank (Asia) Corporation Limited
(The relevant undertaking has been canceled)

已為發展項目的建造提供貸款或已承諾為該項建造提供融資的認可機構

中國建設銀行(亞洲)股份有限公司
(有關承諾已經取消)

Any other persons who has made a loan for the construction of the Development

Richmass Trading Limited
Nan Fung International Finance Limited
Nan Fung Development Limited
Nan Fung Property Consolidated Limited
Vervain Resources Limited

已為發展項目的建造提供貸款的任何其他人

利捷貿易有限公司
Nan Fung International Finance Limited
南豐發展有限公司
南豐地產控股有限公司
豐資源有限公司

RELATIONSHIP BETWEEN PARTIES INVOLVED IN THE DEVELOPMENT
有參與發展項目的各方的關係

(a) The Vendor or a building contractor for the Development is an individual, and that Vendor or contractor is an immediate family member of an Authorized Person for the Development.	NOT APPLICABLE
(b) The Vendor or a building contractor for the Development is a partnership, and a partner of that Vendor or contractor is an immediate family member of such an Authorized Person.	NOT APPLICABLE
(c) The Vendor or a building contractor for the Development is a corporation, and a director or the secretary of that Vendor or contractor (or a holding company of that Vendor) is an immediate family member of such an Authorized Person.	NOT APPLICABLE
(d) The Vendor or a building contractor for the Development is an individual, and that Vendor or contractor is an immediate family member of an associate of such an Authorized Person.	NOT APPLICABLE
(e) The Vendor or a building contractor for the Development is a partnership, and a partner of that Vendor or contractor is an immediate family member of an associate of such an Authorized Person.	NOT APPLICABLE
(f) The Vendor or a building contractor for the Development is a corporation, and a director or the secretary of that Vendor or contractor (or a holding company of that Vendor) is an immediate family member of an associate of such an Authorized Person.	NOT APPLICABLE
(g) The Vendor or a building contractor for the Development is an individual, and that Vendor or contractor is an immediate family member of a proprietor of a firm of solicitors acting for the owner in relation to the sale of residential properties in the Development.	NOT APPLICABLE
(h) The Vendor or a building contractor for the Development is a partnership, and a partner of that Vendor or contractor is an immediate family member of a proprietor of a firm of solicitors acting for the owner in relation to the sale of residential properties in the Development.	NOT APPLICABLE
(i) The Vendor or a building contractor for the Development is a corporation, and a director or the secretary of that Vendor or contractor (or a holding company of that Vendor) is an immediate family member of a proprietor of such a firm of solicitors.	NOT APPLICABLE
(j) The Vendor, a holding company of the Vendor, or a building contractor for the Development, is a private company, and an Authorized Person for the Development, or an associate of such an Authorized Person, holds at least 10% of the issued shares in that Vendor, holding company or contractor.	NOT APPLICABLE
(k) The Vendor, a holding company of the Vendor, or a building contractor for the Development, is a listed company, and such an Authorized Person, or such an associate, holds at least 1% of the issued shares in that Vendor, holding company or contractor.	NOT APPLICABLE
(l) The Vendor or a building contractor for the Development is a corporation, and such an Authorized Person, or such an associate, is an employee, director or secretary of that Vendor or contractor or of a holding company of that Vendor.	NOT APPLICABLE
(m) The Vendor or a building contractor for the Development is a partnership, and such an Authorized Person, or such an associate, is an employee of that Vendor or contractor.	NOT APPLICABLE
(n) The Vendor, a holding company of the Vendor, or a building contractor for the Development, is a private company, and a proprietor of a firm of solicitors acting for the owner in relation to the sale of residential properties in the Development holds at least 10% of the issued shares in that Vendor, holding company or contractor.	NOT APPLICABLE
(o) The Vendor, a holding company of the Vendor, or a building contractor for the Development, is a listed company, and a proprietor of such a firm of solicitors holds at least 1% of the issued shares in that Vendor, holding company or contractor.	NOT APPLICABLE
(p) The Vendor or a building contractor for the Development is a corporation, and a proprietor of such a firm of solicitors is an employee, director or secretary of that Vendor or contractor or of a holding company of that Vendor.	NOT APPLICABLE
(q) The Vendor or a building contractor for the Development is a partnership, and a proprietor of such a firm of solicitors is an employee of that Vendor or contractor.	NOT APPLICABLE
(r) The Vendor or a building contractor for the Development is a corporation, and the corporation of which an Authorized Person for the Development is a director or employee in his or her professional capacity is an associate corporation of that Vendor or contractor or of a holding company of that Vendor.	NOT APPLICABLE
(s) The Vendor or a building contractor for the Development is a corporation, and that contractor is an associate corporation of that Vendor or of a holding company of that Vendor.	The Building Contractor for the Development, Bordon Construction Company Limited, is an associate corporation of both the Vendor and the holding companies of the Vendor.

RELATIONSHIP BETWEEN PARTIES INVOLVED IN THE DEVELOPMENT
有參與發展項目的各方的關係

(a) 賣方或有關發展項目的承建商屬個人，並屬該項目的認可人士的家人。	不適用
(b) 賣方或該項目的承建商屬合夥，而該賣方或承建商的合夥人屬上述認可人士的家人。	不適用
(c) 賣方或該項目的承建商屬法團，而該賣方或承建商 (或該賣方的控權公司) 的董事或秘書屬上述認可人士的家人。	不適用
(d) 賣方或該項目的承建商屬個人，並屬上述認可人士的有聯繫人士的家人。	不適用
(e) 賣方或該項目的承建商屬合夥，而該賣方或承建商的合夥人屬上述認可人士的有聯繫人士的家人。	不適用
(f) 賣方或該項目的承建商屬法團，而該賣方或承建商 (或該賣方的控權公司) 的董事或秘書屬上述認可人士的有聯繫人士的家人。	不適用
(g) 賣方或該項目的承建商屬個人，並屬就該項目內的住宅物業的出售代表擁有人行事的律師事務所行事的經營人的家人。	不適用
(h) 賣方或該項目的承建商屬合夥，而該賣方或承建商的合夥人屬就該項目內的住宅物業的出售代表擁有人行事的律師事務所行事的經營人的家人。	不適用
(i) 賣方或該項目的承建商屬法團，而該賣方或承建商 (或該賣方的控權公司) 的董事或秘書屬上述律師事務所的經營人的家人。	不適用
(j) 賣方、賣方的控權公司或有關發展項目的承建商屬私人公司，而該項目的認可人士或該認可人士的有聯繫人士持有該賣方、控權公司或承建商最少10% 的已發行股份。	不適用
(k) 賣方、賣方的控權公司或該項目的承建商屬上市公司，而上述認可人士或上述有聯繫人士持有該賣方、控權公司或承建商最少1% 的已發行股份。	不適用
(l) 賣方或該項目的承建商屬法團，而上述認可人士或上述有聯繫人士屬該賣方、承建商或該賣方的控權公司的僱員、董事或秘書。	不適用
(m) 賣方或該項目的承建商屬合夥，而上述認可人士或上述有聯繫人士屬該賣方或承建商的僱員。	不適用
(n) 賣方、賣方的控權公司或該項目的承建商屬私人公司，而就該項目中的住宅物業的出售而代表擁有人行事的律師事務所的經營人持有該賣方、控權公司或承建商最少10% 的已發行股份。	不適用
(o) 賣方、賣方的控權公司或該項目的承建商屬上市公司，而上述律師事務所的經營人持有該賣方、控權公司或承建商最少1% 的已發行股份。	不適用
(p) 賣方或該項目的承建商屬法團，而上述律師事務所的經營人屬該賣方或承建商或該賣方的控權公司的僱員、董事或秘書。	不適用
(q) 賣方或該項目的承建商屬合夥，而上述律師事務所的經營人屬該賣方或承建商的僱員。	不適用
(r) 賣方或該項目的承建商屬法團，而該項目的認可人士以其專業身份擔任董事或僱員的法團為該賣方或承建商或該賣方的控權公司的有聯繫法團。	不適用
(s) 賣方或該項目的承建商屬法團，而該承建商屬該賣方或該賣方的控權公司的有聯繫法團。	發展項目的承建商寶登建築有限公司屬賣方及賣方的控權公司的有聯繫法團。

INFORMATION ON DESIGN OF THE DEVELOPMENT
發展項目的設計的資料

There are no non-structural prefabricated external walls forming part of the enclosing walls in the Development.

發展項目中沒有構成圍封牆的一部分的非結構的預製外牆。

There are curtain walls forming part of the enclosing walls of each Tower in the Development.

發展項目中的每座住宅大樓有構成圍封牆的一部分的幕牆。

The range of thickness of the curtain walls of each Tower in the Development is 250 - 300 mm.

發展項目中的每座住宅大樓的幕牆的厚度範圍為250 - 300毫米。

Schedule of total area of the curtain walls of each residential property
每個住宅物業的幕牆的總面積表

Tower 座數	Floor 樓層	Unit 單位	Total Area (sq. m.) 總面積（平方米）
Tower 1 第1座	UG/F, 1/F and 2/F (Garden Unit) 地下高層、1樓及2樓（花園單位）	A	31.427
		B	20.544
	5/F - 12/F and 15/F - 17/F 5樓 - 12樓及15樓 - 17樓	A	17.131
		B	12.230
	18/F, 19/F and Roof (Penthouse) 18樓、19樓及天台（頂層單位）	A	32.591
		B	22.560
Tower 2 第2座	UG/F, 1/F and 2/F (Garden Unit) 地下高層、1樓及2樓（花園單位）	C	22.753
		D	26.905
	5/F - 12/F and 15/F - 17/F 5樓 - 12樓及15樓 - 17樓	C	13.991
		D	13.636
	18/F, 19/F and Roof (Penthouse) 18樓、19樓及天台（頂層單位）	C	24.820
		D	28.614

There are no curtain walls forming part of the enclosing walls of each Villa in the Development.

發展項目中的每座洋房沒有構成圍封牆的一部分的幕牆。

INFORMATION ON PROPERTY MANAGEMENT
物業管理的資料

The Manager of the Development appointed under the deed of mutual covenant that has been executed:

New Charm Management Limited

根據已簽立的公契，獲委任為發展項目的管理人：

新卓管理有限公司

LOCATION PLAN OF THE DEVELOPMENT
發展項目的所在位置圖

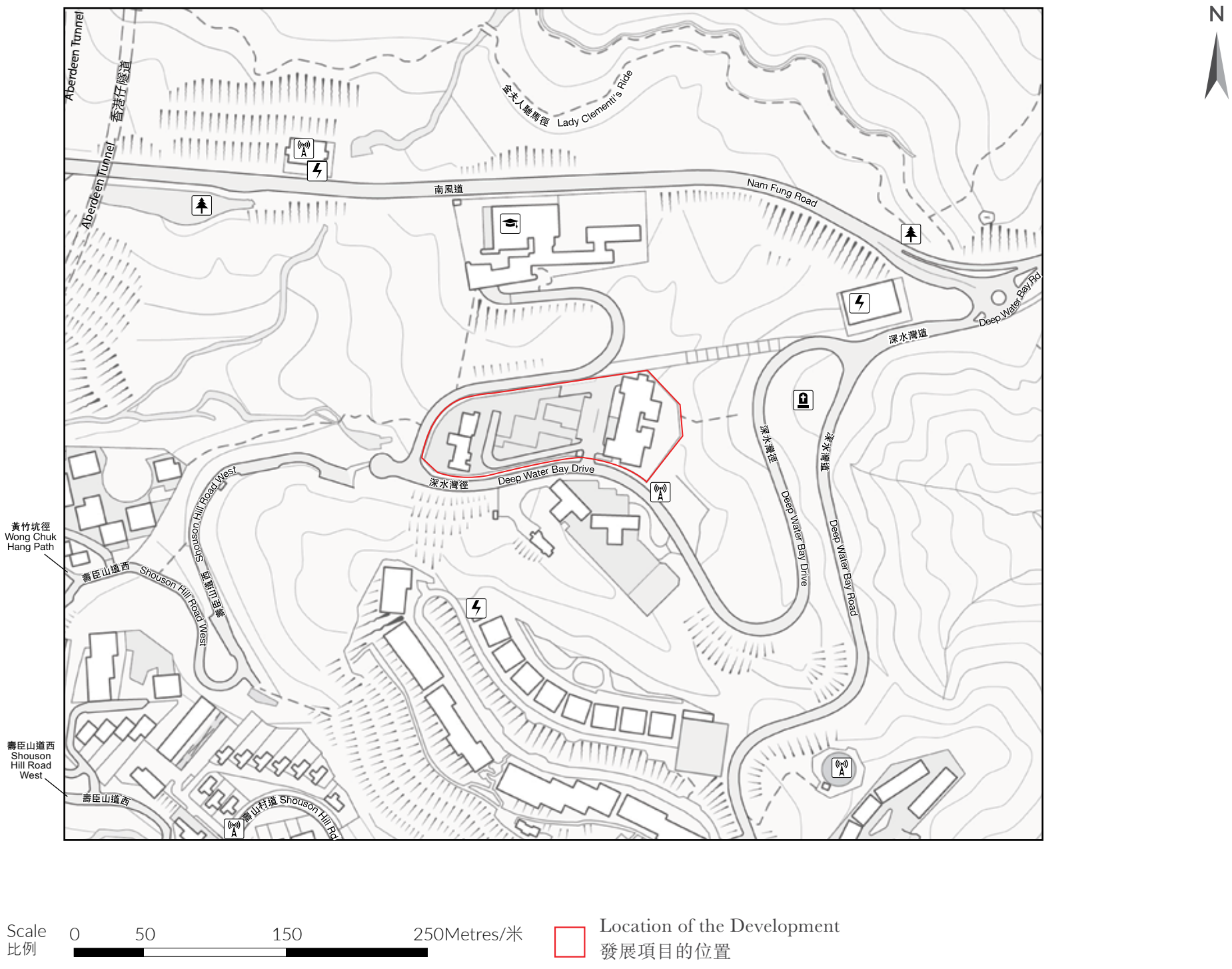

Scale 比例 0 50 150 250Metres/米

Location of the Development
發展項目的位置

The map is reproduced with permission of the Director of Lands.
© The Government of Hong Kong SAR. License No. 118/2020.

地圖版權屬香港特區政府，經地政總署准許複印，版權特許編號118/2020。

This location plan is prepared by the Vendor with reference to the Survey Sheet No. T11-SW-D dated 22 October 2020 from Survey and Mapping Office of the Lands Department, with adjustments where necessary.

此位置圖是由賣方擬備並參考地政總署測繪處於2020年10月22日出版之測繪圖，圖幅編號T11-SW-D，有需要處經修正處理。

Notation 圖例

- Power plant (including electricity sub-stations)
  發電廠（包括電力分站）
- Cemetery
  墳場
- Public utility installation
  公用事業設施裝置
- School (including kindergarten)
  學校（包括幼稚園）
- Public park
  公園

Notes:

1. The surrounding areas and environment are subject to change or modification.
2. The Vendor advises prospective purchasers to conduct an on-site visit for a better understanding of the Development site, its surrounding environment and the public facilities nearby.
3. The plan may show more than the area required under the Residential Properties (First-hand Sales) Ordinance due to the technical reason that the boundary of the Development is irregular.

備註：

1. 周邊地區及環境可能會作出修改而有所改變。
2. 賣方建議準買家到有關發展地盤作實地考察，以對該發展地盤、其周邊地區環境及附近的公共設施有較佳了解。
3. 由於發展項目的邊界不規則的技術原因，此圖所顯示的範圍可能超過《一手住宅物業銷售條例》所規定的範圍。

AERIAL PHOTOGRAPH OF THE DEVELOPMENT
發展項目的鳥瞰照片



Location of the Development
發展項目的位置

Survey and Mapping Office, Lands Department, The Government of HKSAR © Copyright reserved – reproduction by permission only.

Adopted from part of the aerial photograph taken by the Survey and Mapping Office of the Lands Department at a flying height of 6,900 feet, Photo No. E082991C, date of flight: 4 December 2019.

香港特別行政區政府地政總署測繪處版權所有，未經許可，不得翻印。

摘錄自地政總署測繪處在6,900呎的飛行高度拍攝之鳥瞰照片，照片編號E082991C，飛行日期：2019年12月4日。

Notes:

1. Copy of the aerial photograph of the Development is available for free inspection at the sales office during opening hours.
2. The Vendor advises prospective purchasers to conduct an on-site visit for a better understanding of the Development site, its surrounding environment and the public facilities nearby.
3. The aerial photograph may show more than the area required under the Residential Properties (First-hand Sales) Ordinance due to the technical reason that the boundary of the Development is irregular.

備註：

1. 發展項目的鳥瞰照片之副本可於售樓處開放時間內免費查閱。
2. 賣方建議準買家到該發展地盤作實地考察，以對該發展地盤、其周邊地區環境及附近的公共設施有較佳了解。
3. 由於發展項目的邊界不規則的技術原因，此鳥瞰照片所顯示的範圍可能超過《一手住宅物業銷售條例》所規定的範圍。

AERIAL PHOTOGRAPH OF THE DEVELOPMENT
發展項目的鳥瞰照片

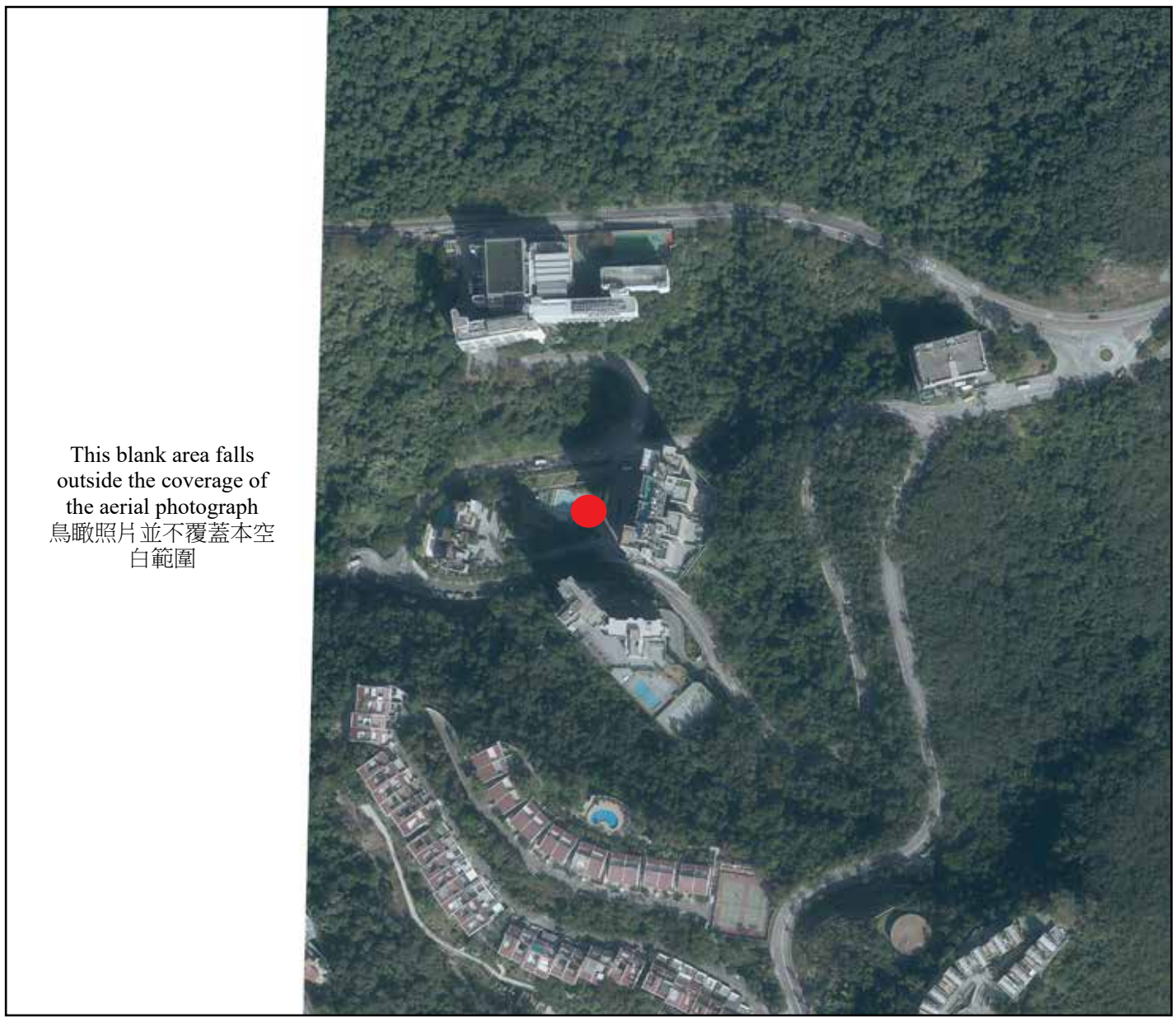

Location of the Development
發展項目的位置

Survey and Mapping Office, Lands Department, The Government of HKSAR © Copyright reserved – reproduction by permission only.

Adopted from part of the aerial photograph taken by the Survey and Mapping Office of the Lands Department at a flying height of 6,900 feet, Photo No. E082993C, date of flight: 4 December 2019.

香港特別行政區政府地政總署測繪處版權所有，未經許可，不得翻印。

摘錄自地政總署測繪處在6,900呎的飛行高度拍攝之鳥瞰照片，照片編號E082993C，飛行日期：2019年12月4日。

Notes:

1. Copy of the aerial photograph of the Development is available for free inspection at the sales office during opening hours.
2. The Vendor advises prospective purchasers to conduct an on-site visit for a better understanding of the Development site, its surrounding environment and the public facilities nearby.
3. The aerial photograph may show more than the area required under the Residential Properties (First-hand Sales) Ordinance due to the technical reason that the boundary of the Development is irregular.

備註：

1. 發展項目的鳥瞰照片之副本可於售樓處開放時間內免費查閱。
2. 賣方建議準買家到該發展地盤作實地考察，以對該發展地盤、其周邊地區環境及附近的公共設施有較佳了解。
3. 由於發展項目的邊界不規則的技術原因，此鳥瞰照片所顯示的範圍可能超過《一手住宅物業銷售條例》所規定的範圍。

This page is left blank intentionally.
此頁保留空白。

OUTLINE ZONING PLAN ETC. RELATING TO THE DEVELOPMENT
關乎發展項目的分區計劃大綱圖等

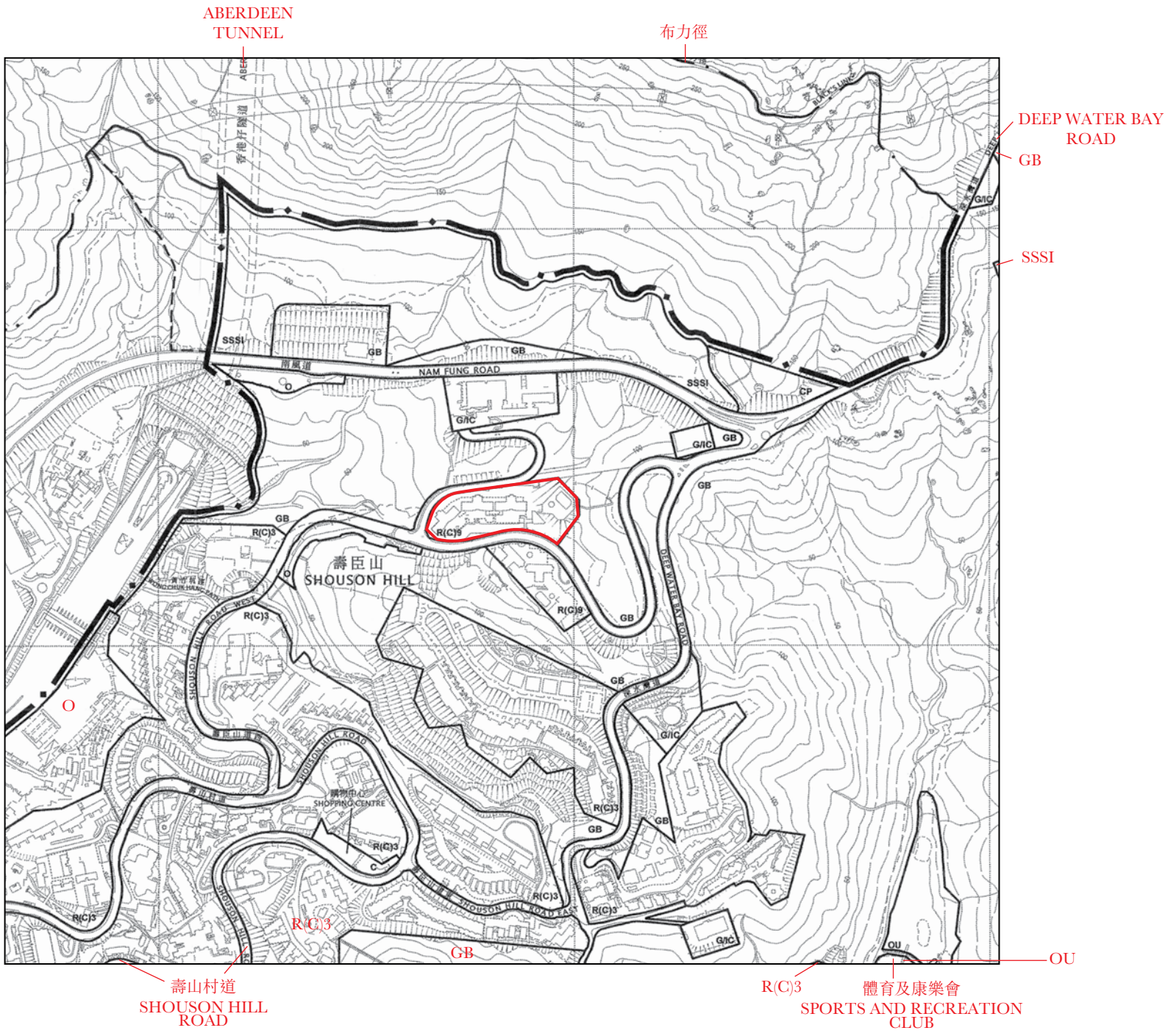

Scale 比例 0 100 200 300 400 500Metres/米

Location of the Development
發展項目的位置

Adopted from part of the approved Shouson Hill & Repulse Bay Outline Zoning Plan, Plan No. S/H17/13, gazetted on 15 November 2013, with adjustments where necessary as shown in red.

This Outline Zoning Plan, prepared by the Planning Department under the direction of the Town Planning Board, is reproduced with the permission of the Director of Lands. © The Government of Hong Kong SAR.

摘錄自2013年11月15日刊憲之壽臣山及淺水灣分區計劃大綱核准圖，圖則編號為S/H17/13，有需要處經修正處理，並以紅色表示。

此分區計劃大綱圖為規劃署遵照城市規劃委員會指示擬備，版權屬香港特別行政區政府，經地政總署准許複印。

Notation 圖例

Zones 地帶

C	Commercial 商業
R(C)	Residential (Group C) 住宅（丙類）
G/IC	Government, Institution or Community 政府、機構或社區
O	Open Space 休憩用地
OU	Other Specified Uses 其他指定用途
GB	Green Belt 綠化地帶
SSSI	Site of Special Scientific Interest 具特殊科學價值地點
CP	Country Park 郊野公園

Communications 交通

Major Road and Junction
主要道路及路口

Miscellaneous 其他

Boundary of Planning Scheme
規劃範圍界線

Boundary of Country Park/Special Area
郊野公園 / 特別地區界線

Notes:

1. The last updated Outline Zoning Plan and the attached schedule as at the date of printing of the sales brochure are available for free inspection at the sales office during opening hours.
2. The Vendor advises prospective purchasers to conduct an on-site visit for a better understanding of the development site, its surrounding environment and the public facilities nearby.
3. The plan may show more than the area required under the Residential Properties (First-hand Sales) Ordinance due to the technical reason that the boundary of the Development is irregular.

備註：

1. 在印刷售樓說明書當日所適用的最近期分區計劃大綱圖及其附表，可於售樓處開放時間內免費查閱。
2. 賣方建議準買方到該發展地盤作實地考察，以對該發展地盤、其周邊地區環境及附近的公共設施有較佳了解。
3. 由於發展項目的邊界不規則的技術原因，此圖所顯示的範圍可能超過《一手住宅物業銷售條例》所規定的範圍。

OUTLINE ZONING PLAN ETC. RELATING TO THE DEVELOPMENT
關乎發展項目的分區計劃大綱圖等

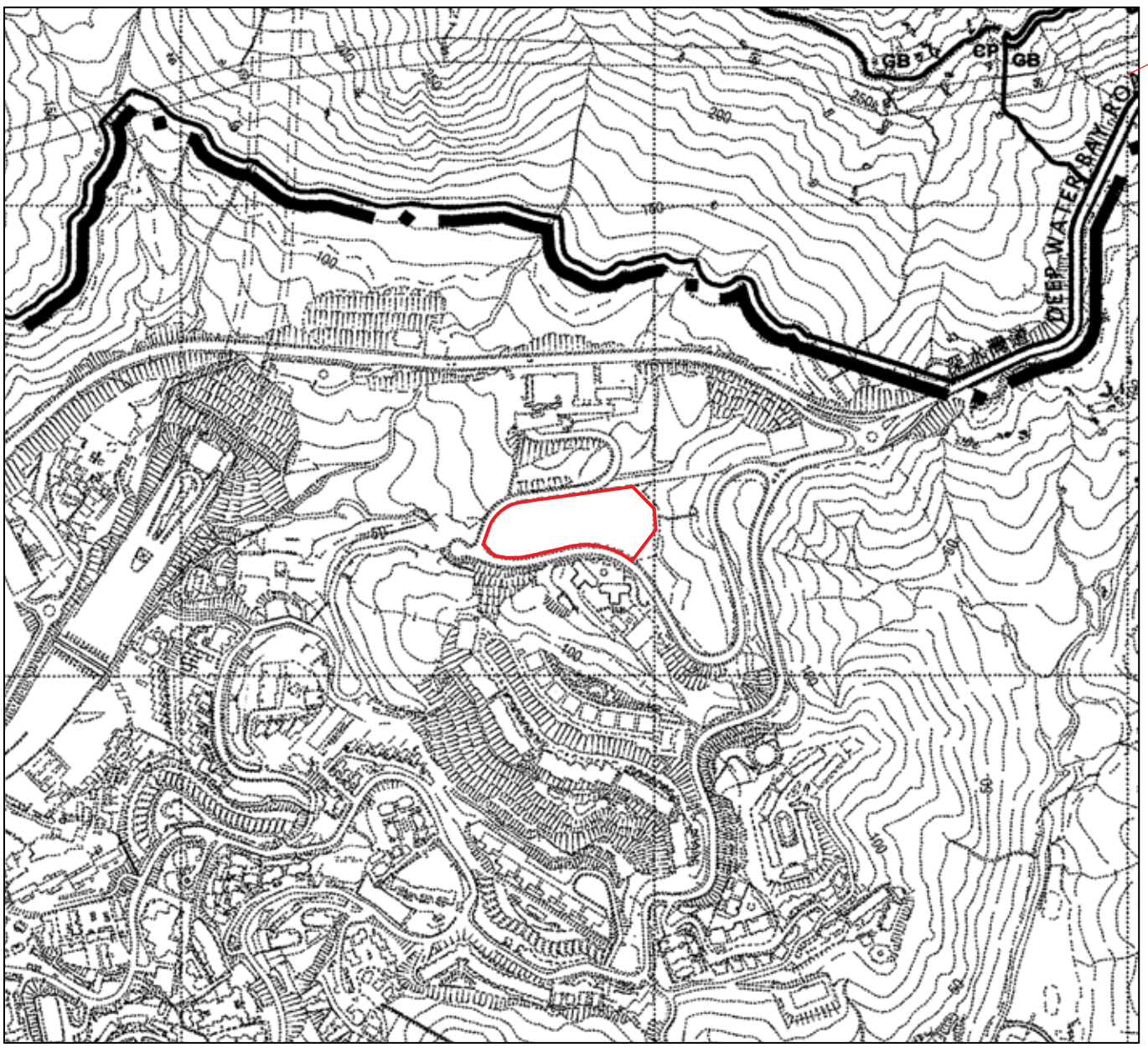

Scale 比例 0 100 200 300 400 500Metres/米

Location of the Development
發展項目的位置

Adopted from part of the approved The Peak Area Outline Zoning Plan, Plan No. S/H14/13, gazetted on 6 April 2018, with adjustments where necessary as shown in red.

摘錄自2018年4月6日刊憲之山頂區分區計劃大綱核准圖，圖則編號為S/H14/13，有需要處經修正處理，並以紅色表示。

This Outline Zoning Plan, prepared by the Planning Department under the direction of the Town Planning Board, is reproduced with the permission of the Director of Lands. © The Government of Hong Kong SAR.

此分區計劃大綱圖為規劃署遵照城市規劃委員會指示擬備，版權屬香港特別行政區政府，經地政總署准許複印。

Notation 圖例

Zones 地帶

GB — Green Belt 綠化地帶

CP — Country Park 郊野公園

Communications 交通

Major Road and Junction 主要道路及路口

Miscellaneous 其他

Boundary of Planning Scheme 規劃範圍界線

Notes:

1. The last updated Outline Zoning Plan and the attached schedule as at the date of printing of the sales brochure are available for free inspection at the sales office during opening hours.
2. The Vendor advises prospective purchasers to conduct an on-site visit for a better understanding of the development site, its surrounding environment and the public facilities nearby.
3. The plan may show more than the area required under the Residential Properties (First-hand Sales) Ordinance due to the technical reason that the boundary of the Development is irregular.

備註：

1. 在印刷售樓説明書當日所適用的最近期分區計劃大綱圖及其附表，可於售樓處開放時間內免費查閱。
2. 賣方建議準買方到該發展地盤作實地考察，以對該發展地盤、其周邊地區環境及附近的公共設施有較佳了解。
3. 由於發展項目的邊界不規則的技術原因，此圖所顯示的範圍可能超過《一手住宅物業銷售條例》所規定的範圍。

OUTLINE ZONING PLAN ETC. RELATING TO THE DEVELOPMENT
關乎發展項目的分區計劃大綱圖等

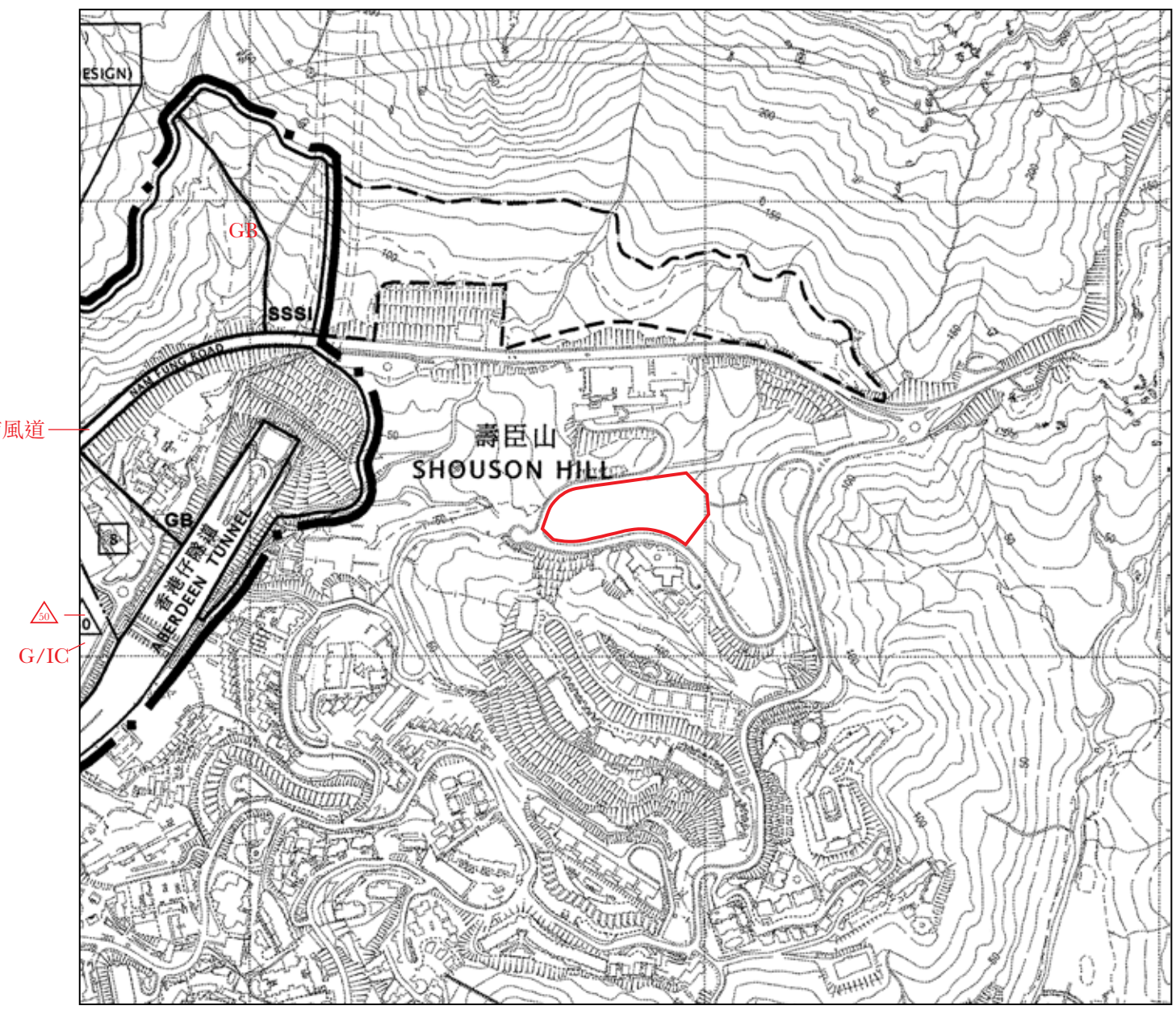

Scale 比例 0 100 200 300 400 500Metres/米

Location of the Development
發展項目的位置

Adopted from part of the approved Aberdeen & Ap Lei Chau Outline Zoning Plan, Plan No. S/H15/33, gazetted on 31 August 2018, with adjustments where necessary as shown in red.

This Outline Zoning Plan, prepared by the Planning Department under the direction of the Town Planning Board, is reproduced with the permission of the Director of Lands. © The Government of Hong Kong SAR.

摘錄自2018年8月31日刊憲之香港仔及鴨脷洲分區計劃大綱核准圖，圖則編號為S/H15/33，有需要處經修正處理，並以紅色表示。

此分區計劃大綱圖為規劃署遵照城市規劃委員會指示擬備，版權屬香港特別行政區政府，經地政總署准許複印。

Notation 圖例

Zones 地帶

G/IC — Government, Institution or Community
政府、機構或社區

GB — Green Belt
綠化地帶

SSSI — Site of Special Scientific Interest
具特殊科學價值地點

Communications 交通

Major Road and Junction
主要道路及路口

Miscellaneous 其他

Boundary of Planning Scheme
規劃範圍界線

Building Height Control Zone Boundary
建築物高度管制區界線

100 — Maximum Building Height
(In Metres Above Principal Datum)
最高建築物高度
(在主水平基準上若干米)

2 — Maximum Building Height
(In Number of Storeys)
最高建築物高度
(樓層數目)

Notes:

1. The last updated Outline Zoning Plan and the attached schedule as at the date of printing of the sales brochure are available for free inspection at the sales office during opening hours.
2. The Vendor advises prospective purchasers to conduct an on-site visit for a better understanding of the development site, its surrounding environment and the public facilities nearby.
3. The plan may show more than the area required under the Residential Properties (First-hand Sales) Ordinance due to the technical reason that the boundary of the Development is irregular.

備註：

1. 在印刷售樓說明書當日所適用的最近期分區計劃大綱圖及其附表，可於售樓處開放時間內免費查閱。
2. 賣方建議準買方到該發展地盤作實地考察，以對該發展地盤、其周邊地區環境及附近的公共設施有較佳了解。
3. 由於發展項目的邊界不規則的技術原因，此圖所顯示的範圍可能超過《一手住宅物業銷售條例》所規定的範圍。

LAYOUT PLAN OF THE DEVELOPMENT
發展項目的布局圖

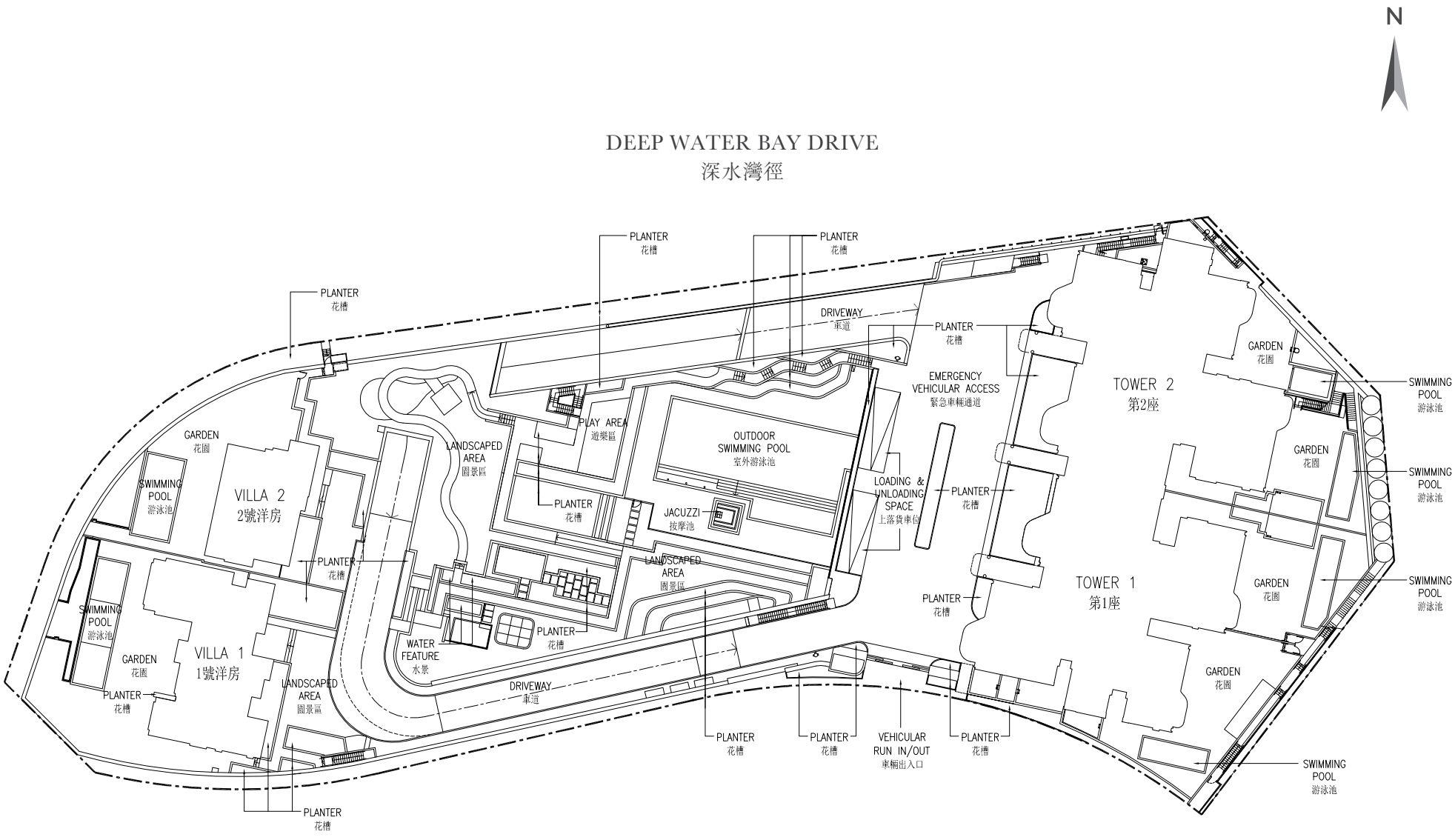

Scale
比例
0 20 40Metres/米

Boundary Line of the Development
發展項目的邊界線

FLOOR PLANS OF RESIDENTIAL PROPERTIES IN THE DEVELOPMENT
發展項目的住宅物業的樓面平面圖

Legend of terms and abbreviations used on the floor plans
樓面平面圖中所使用名詞及簡稱之圖例

A.C. / P. D. = AIR-CONDITIONING / PIPE DUCT = 冷氣槽/管道槽
A.C. = AIR-CONDITIONING DUCT = 冷氣槽
A.D. = AIR DUCT = 冷氣槽
A/C PLANT RM = AIR-CONDITIONING PLANT ROOM = 冷氣機房
ACC. LIFT = ACCESSIBLE LIFT = 暢通易達升降機
BACKFILL BELOW = 回填置下
BAL. = BALCONY = 露台
BAL. BELOW = BALCONY BELOW = 露台置下
BATH = BATHROOM = 浴室
BED RM. = BEDROOM = 睡房
C. KIT. = CHINESE KITCHEN = 中式廚房
CANOPY = 簷篷
CAT LADDER = 爬梯
COMMON ACCESS BY GONDOLA FOR MAINTENANCE = 吊船維修用公共通道
COMMON AREA FOR MAINTENANCE = 維修用公共空間
COMPOSITE WOOD A.F. = COMPOSITE WOOD ARCHITECTURAL FEATURE = 合成木材建築裝飾
D. LAV. = DISABLED LAVATORY = 傷殘人士洗手間
DIN. = DINING ROOM = 飯廳
DN = DOWN = 向下
DOG HOUSE FOR E&M SERVICES = 機電房
E&M ZONE = 機電空間
E.L = E.L. DUCT = ELECT. DUCT = ELECTRICAL DUCT = 電線槽
EAD = EXHAUST AIR DUCT = 排氣槽
ELECT METER CABINET = ELECTRICAL METER CABINET = 電錶櫃
ELV. DUCT = EXTRA LOW VOLTAGE DUCT = 特低電壓電線槽
ELV. CABINET = EXTRA LOW VOLTAGE CABINET = 特低電壓電線櫃
ENTERTAINMENT RM. = ENTERTAINMENT ROOM = 娛樂室
ENTRANCE LOBBY = 入口大堂
F.S. INLET, SPR. INLET & SPR. CONTROL VALVE SET FOR VILLA 2 = FIRE SERVICES INLET, SPRINKLER INLET & SPRINKLER CONTROL VALVE SET FOR VILLA 2 = 2號洋房消防入水掣、花灑入水掣及花灑控制閥
FAD = FRESH AIR DUCT = 鮮風槽
FAMILY RM. = FAMILY ROOM = 家庭廳
FLAT ROOF = 平台
FOYER = 前廳
GARDEN = 花園
H.R. = HOSE REEL = 消防喉轆
H.R AT H/L. = HOSE REEL AT HIGH LEVEL = 消防喉轆在上方
H.R. CABINET = HOSE REEL CABINET = 消防喉轆櫃
HER BATH = HER BATHROOM = 女主人浴室
HIS BATH = HIS BATHROOM = 男主人浴室
INVERTED BEAM = 上反樑
KIT. = KITCHEN = 廚房
LANDSCAPED AREA = 園景區
LAUNDRY = 洗衣間
LAV. = LAVATORY = 洗手間
LIFT = 升降機
LIFT HALL = 升降機大堂
LIFT LOBBY = 升降機大堂
LIFT OVERRUN = 升降機緩衝
LIFT SHAFT = 升降機槽

Notes:
1. There may be architectural features and/or exposed pipes on external walls of some floors.
2. There may be communal pipes and/or mechanical and electrical services within gardens, balconies, flat roofs and roofs of some residential units.
3. There may be sunken slabs and/or bulkheads and/or false ceilings and/or inverted beams for the installation of air-conditioning fittings and/or mechanical and electrical services and/or curtain wall system at some of the residential properties.
4. Symbols of fittings and fitments shown on the floor plans, such as windows, bi-folding doors, door leafs, kitchen cabinets, drain points, shower cubicles, sinks, water closets, washbasins, bathtubs etc are architectural symbols retrieved from the latest approved general building plans for general indication only.
5. Balconies are non-enclosed areas.

備註：
1. 部份樓層外牆或設有建築裝飾及/或外露喉管。
2. 部份住宅單位之花園、露台、平台及天台內或裝有公用喉管及/或機電設備。
3. 部份住宅物業有跌級樓板及/或假陣及/或假天花及/或反樑，以安裝冷氣機裝備及/或其他機電設備及/或幕牆系統。
4. 平面圖上所顯示的形象裝置符號，例如窗、摺門、門葉、廚櫃、去水位、淋浴間、洗滌盆、座廁、面盆、浴缸等乃擇自最新的經批准的建築圖則，只作一般性標誌。
5. 露台為不可封閉的地方。

FLOOR PLANS OF RESIDENTIAL PROPERTIES IN THE DEVELOPMENT
發展項目的住宅物業的樓面平面圖

Legend of terms and abbreviations used on the floor plans
樓面平面圖中所使用名詞及簡稱之圖例

LIV. = LIVING ROOM = 客廳
M. BATH = MASTER BATHROOM = 主人浴室
M. BED RM. = MASTER BEDROOM = 主人睡房
M.C.B. = MCB = MINIATURE CIRCUIT BREAKER = 微型斷路器
M.C.B. CABINET = MINIATURE CIRCUIT BREAKER CABINET = 微型斷路器櫃
MAID'S BATH = MAID'S BATHROOM = 工人浴室
MAID'S RM. = MAID'S ROOM = 工人房
MAINTENANCE ACCESS ONLY = 只限維修用
METAL A.F. = METAL ARCHITECTURAL FEATURE = 金屬建築裝飾
METAL CANOPY = 金屬簷篷
METAL COVER = 金屬上蓋
MULTI FUNCTION AREA = 多用途區
MULTI FUNCTION RM. = MULTI-FUNCTION ROOM = 多用途房間
NON-ACCESSIBLE FLAT ROOF = 不可進入的平台
OPAQUE GLASS CURTAIN WALL = 不透明玻璃幕牆
OPAQUE GLASS TO BELOW S.H. WINDOW = OPAQUE GLASS TO BELOW SIDE HUNG WINDOW = 側掩式掩窗下方為不透明玻璃
OPAQUE GLASS TO BELOW T.H. WINDOW = OPAQUE GLASS TO BELOW TOP HUNG WINDOW = 頂掩式掩窗下方為不透明玻璃
OPAQUE GLASS TO LOWER PART OF GLAZING UNIT = 玻璃單元下方為不透明玻璃
OPEN FLAT ROOF = 開放式平台
OPEN FLAT ROOF BELOW = 開放式平台置下
OPEN PIT FOR SWIMMING POOL FILTRATION PLANT = 開放式泳池濾水機井
OPEN STAIR = 開放式樓梯
P.D. = PIPE DUCT = 管道槽
PAD = PRETREATED AIR DUCT = 預冷風槽
PANTRY = 備餐間
PLANTER = 花槽
POWDER RM. = POWDER ROOM = 化妝間
PRIVATE LIFT LOBBY = 私人升降機大堂
R.C. A.F. = REINFORCED CONCRETE ARCHITECTURAL FEATURE = 鋼筋混凝土建築裝飾
R.S. & M.R. = REFUSE STORAGE & MATERIAL RECOVERY ROOM = 垃圾及物料回收室
ROOF = 天台
SERVICE DUCT BELOW = 機電槽置下
SITTING AREA = 起居室
SKYLIGHT = 天窗
SKYLIGHT ABOVE = 天窗置上
STONE A.F. = STONE ARCHITECTURAL FEATURE = 石材建築裝飾
STORE = 儲物間
STUDY RM. = STUDY ROOM = 書房
SWIMMING POOL = 游泳池
SWITCH RM. = SWITCH ROOM = 電掣房
TOP ROOF = 天台頂層
UTILITY = UTILITY ROOM = 工作間
UP = 向上
UPPER PART OF R.S. & M.R. = UPPER PART OF REFUSE STORAGE & MATERIAL RECOVERY ROOM = 垃圾及物料回收室上方
UPSTAND BEAM = 上反樑
VOID = 中空
VOID ABOVE = 中空置上
WALK-IN CLOSET = 衣帽間
WATER METER CABINET = 水錶櫃

Notes:
1. There may be architectural features and/or exposed pipes on external walls of some floors.
2. There may be communal pipes and/or mechanical and electrical services within gardens, balconies, flat roofs and roofs of some residential units.
3. There may be sunken slabs and/or bulkheads and/or false ceilings and/or inverted beams for the installation of air-conditioning fittings and/or mechanical and electrical services and/or curtain wall system at some of the residential properties.
4. Symbols of fittings and fitments shown on the floor plans, such as windows, bi-folding doors, door leafs, kitchen cabinets, drain points, shower cubicles, sinks, water closets, washbasins, bathtubs etc are architectural symbols retrieved from the latest approved general building plans for general indication only.
5. Balconies are non-enclosed areas.

備註：
1. 部份樓層外牆或設有建築裝飾及/或外露喉管。
2. 部份住宅單位之花園、露台、平台及天台內或裝有公用喉管及/或機電設備。
3. 部份住宅物業有跌級樓板及/或假陣及/或假天花及/或反樑，以安裝冷氣機裝備及/或其他機電設備及/或幕牆系統。
4. 平面圖上所顯示的形象裝置符號，例如窗、摺門、門葉、廚櫃、去水位、淋浴間、洗滌盆、座廁、面盆、浴缸等乃擇自最新的經批准的建築圖則，只作一般性標誌。
5. 露台為不可封閉的地方。

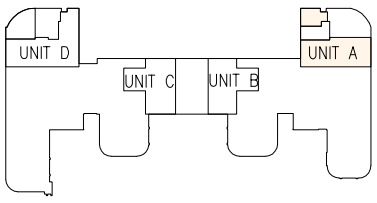

Tower 2
第2座

Tower 1
第1座

N

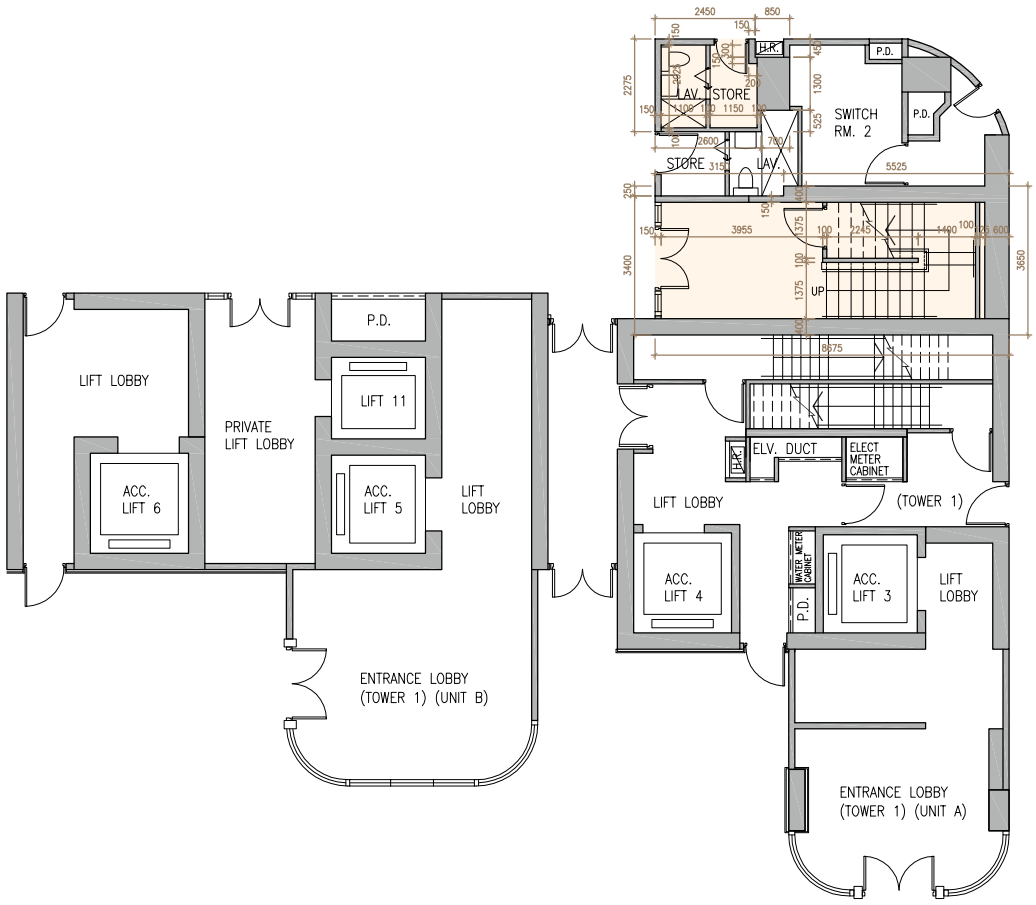

GARDEN UNIT A UG/F FLOOR PLAN
花園單位 A 地下高層樓面平面圖

Scale
比例
0 4 8Metres/米

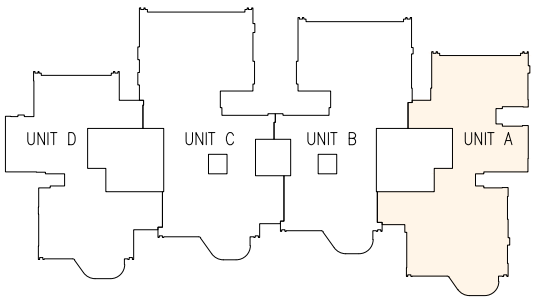

Tower 2
第2座

Tower 1
第1座

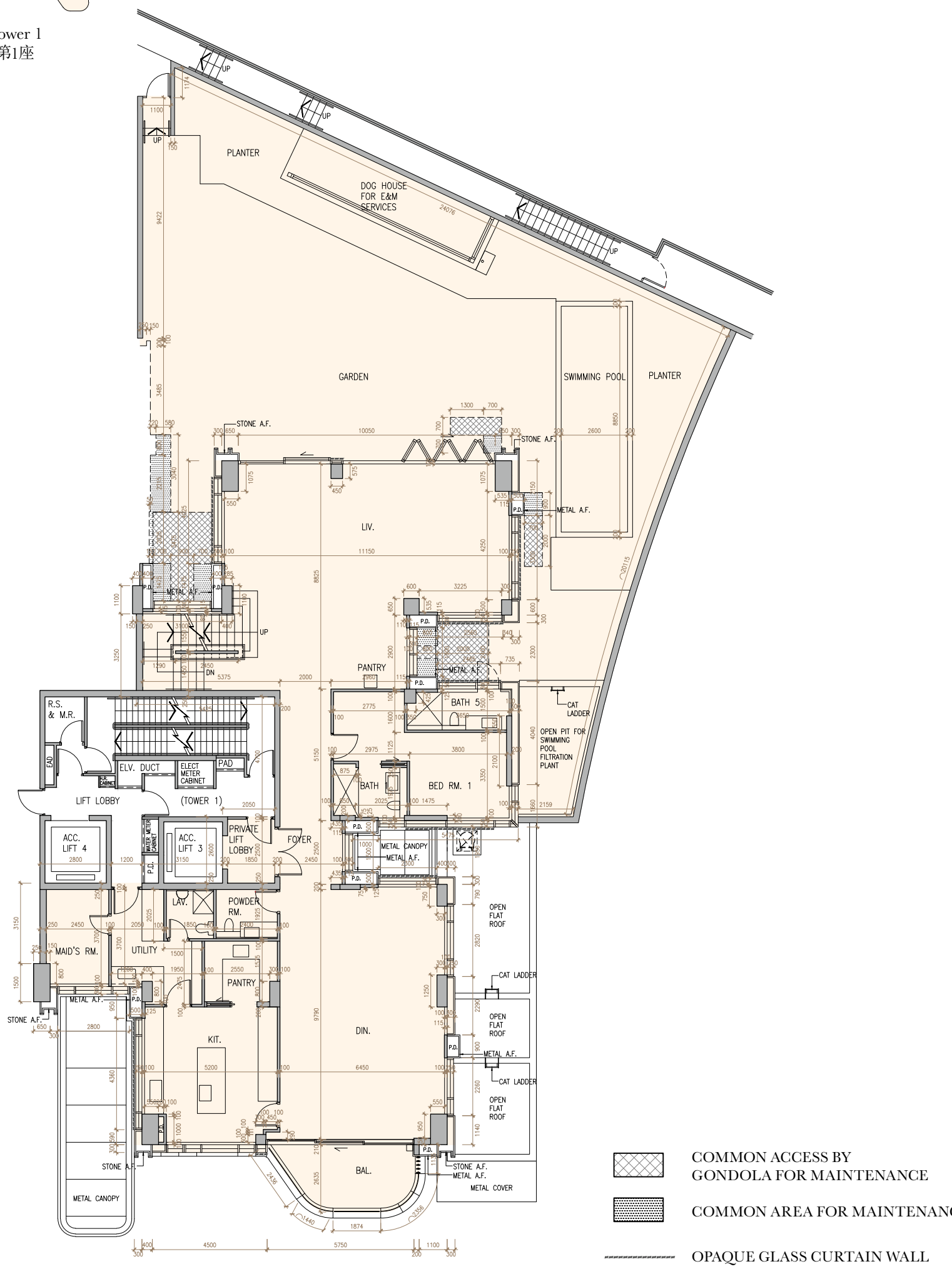

COMMON ACCESS BY GONDOLA FOR MAINTENANCE

COMMON AREA FOR MAINTENANCE

OPAQUE GLASS CURTAIN WALL

GARDEN UNIT A 1/F FLOOR PLAN
花園單位 A 1樓樓面平面圖

Scale 比例 0 4 8Metres/米

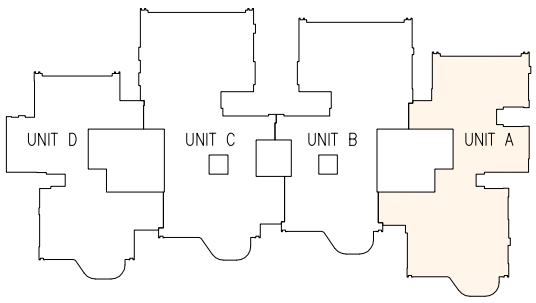

Tower 2
第2座

Tower 1
第1座

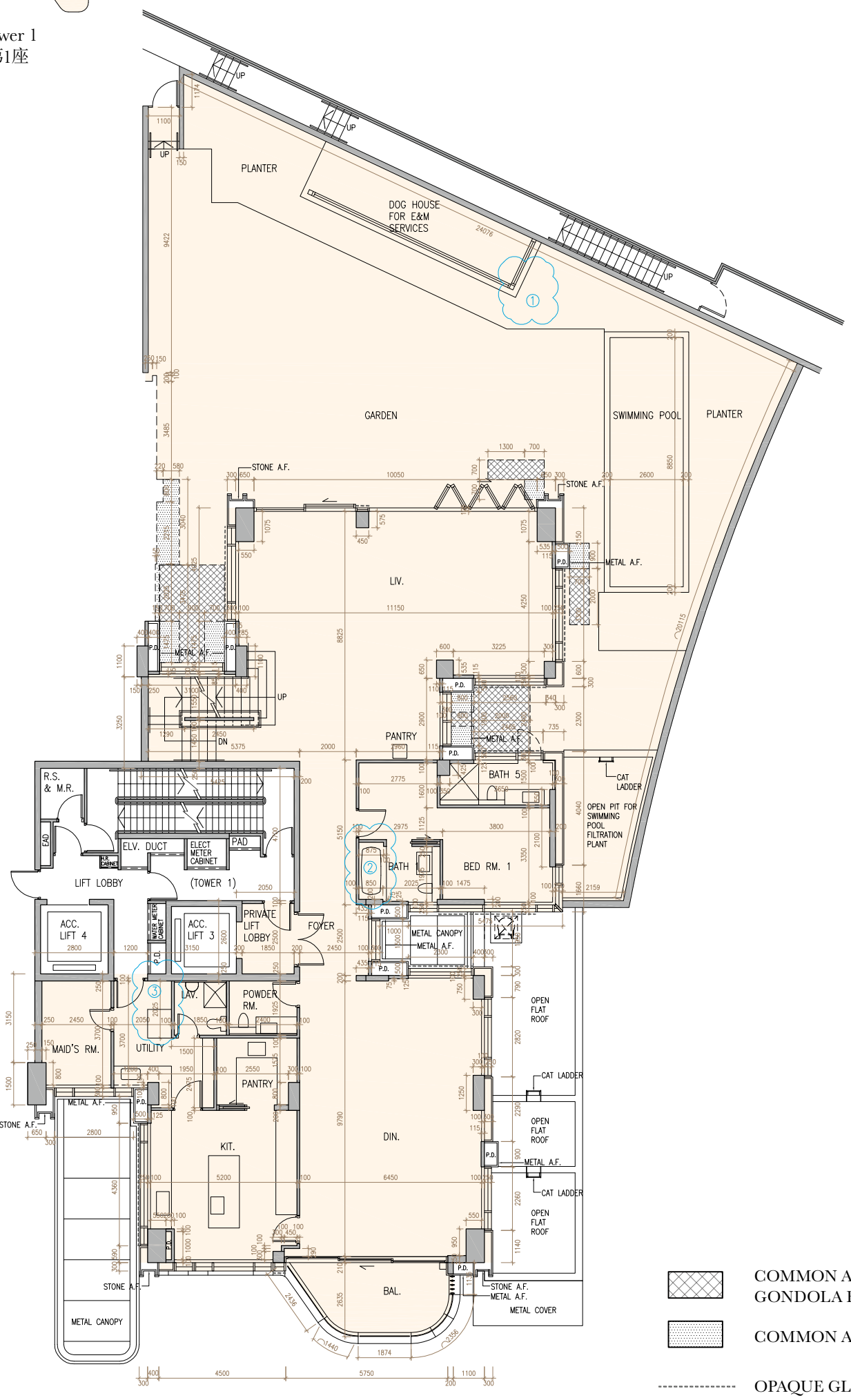

GARDEN UNIT A 1/F FLOOR PLAN SHOWING LATEST LAYOUT
花園單位 A 1樓現狀平面圖

Note:
1. Please refer to page 23B of this sales brochure in studying items 1 - 3 minor works or exempted works under the Buildings Ordinance made in this unit as indicated with blue wavy line ( ).

備註：
1. 請參閱本售樓說明書第23B頁以協助閱讀本單位以藍色曲線 ( ) 顯示之有關第 1 - 3 項已完成的小型工程或獲《建築物條例》豁免的工程。

Scale 比例 0 4 8Metres/米

Minor works or exempted works under the Buildings Ordinance made in Garden Unit A on 1/F of Tower 1:
第1座1樓花園單位A之已完成的小型工程或獲《建築物條例》豁免的工程：

1. Original sink unit has been omitted.
   刪除原有洗滌盆。

2. Original sanitary fittings have been replaced by sanitary fittings with different designs.
   原有潔具以不同設計的潔具取代。

3. Original counter top has been replaced by counter top with different designs.
   原有工作台以不同設計的工作台取代。

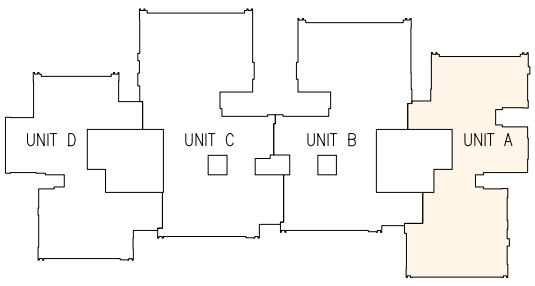

Tower 2
第2座

Tower 1
第1座

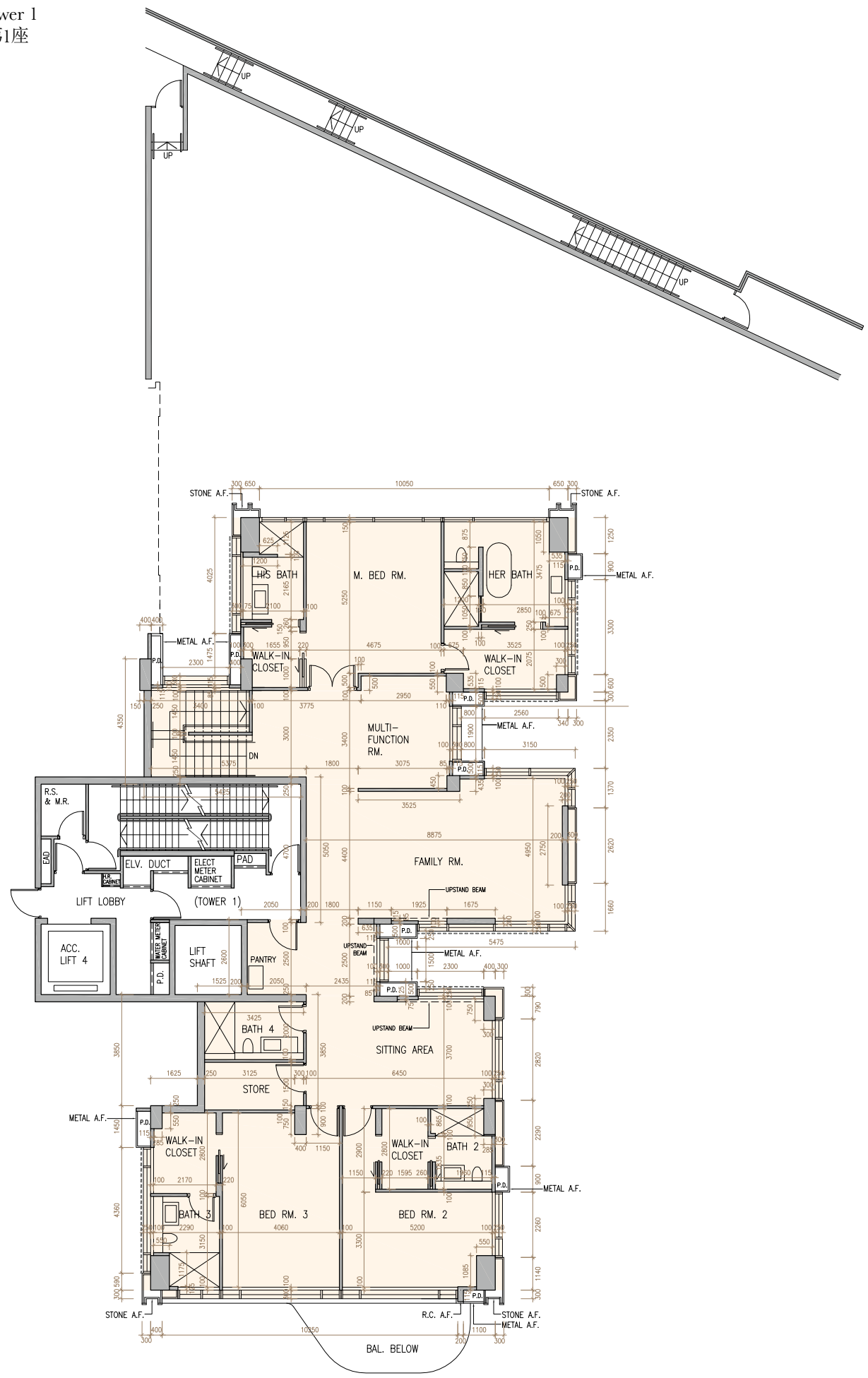

OPAQUE GLASS CURTAIN WALL

GARDEN UNIT A 2/F FLOOR PLAN
花園單位 A 2樓樓面平面圖

Scale
比例 0 4 8Metres/米

	Tower 座數	Garden Unit 花園單位	UG/F 地下高層	1/F 1樓	2/F 2樓
The thickness of the floor slabs (excluding plaster) of each residential property (mm) 每個住宅物業的樓板 (不包括灰泥) 的厚度 (毫米)	Tower 1 第1座	A	2125*	150, 175, 200, 225, 250	150, 200, 225, 250, 300
The floor-to-floor height of each residential property (mm) 每個住宅物業的層與層之間的高度 (毫米)			7250	3175, 3475	3475

* Inclusive of the thickness of the transfer plate (1750mm) and mass concrete fill (375mm).
包括轉換層 (1750毫米) 及混凝土填充層 (375毫米) 的厚度。

The internal areas of the residential properties on the upper floors will generally be slightly larger than those on the lower floors because of the reducing thickness of the structural walls on the upper floors.
因住宅物業的較高樓層的結構牆的厚度遞減，較高樓層的內部面積，一般比較低樓層的內部面積稍大。

Notes:
1. The dimensions on the floor plan are all structural dimension in millimetres.
2. Please refer to pages 20 - 21 of this sales brochure for legend of the terms and abbreviations in studying the floor plans of residential properties in the Development.

備註：
1. 樓面平面圖所列之尺寸為以毫米標示之建築結構尺寸。
2. 請參閱本售樓説明書第20-21頁的名詞及簡稱之圖例以協助閱讀發展項目的住宅物業的樓面平面圖。

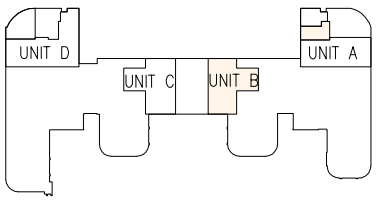

Tower 2
第2座

Tower 1
第1座

N

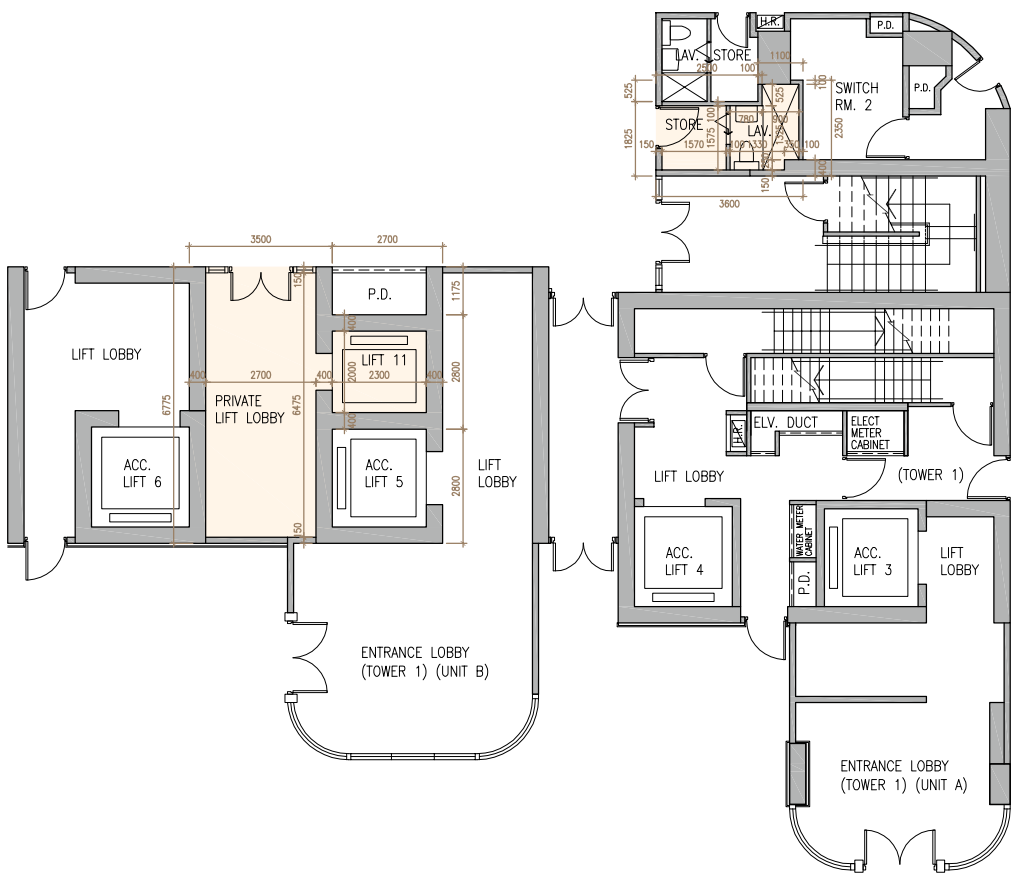

GARDEN UNIT B UG/F FLOOR PLAN
花園單位 B 地下高層樓面平面圖

Scale
比例
0 4 8Metres/米

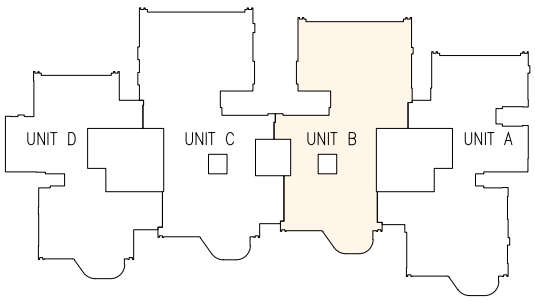

Tower 2
第2座

Tower 1
第1座

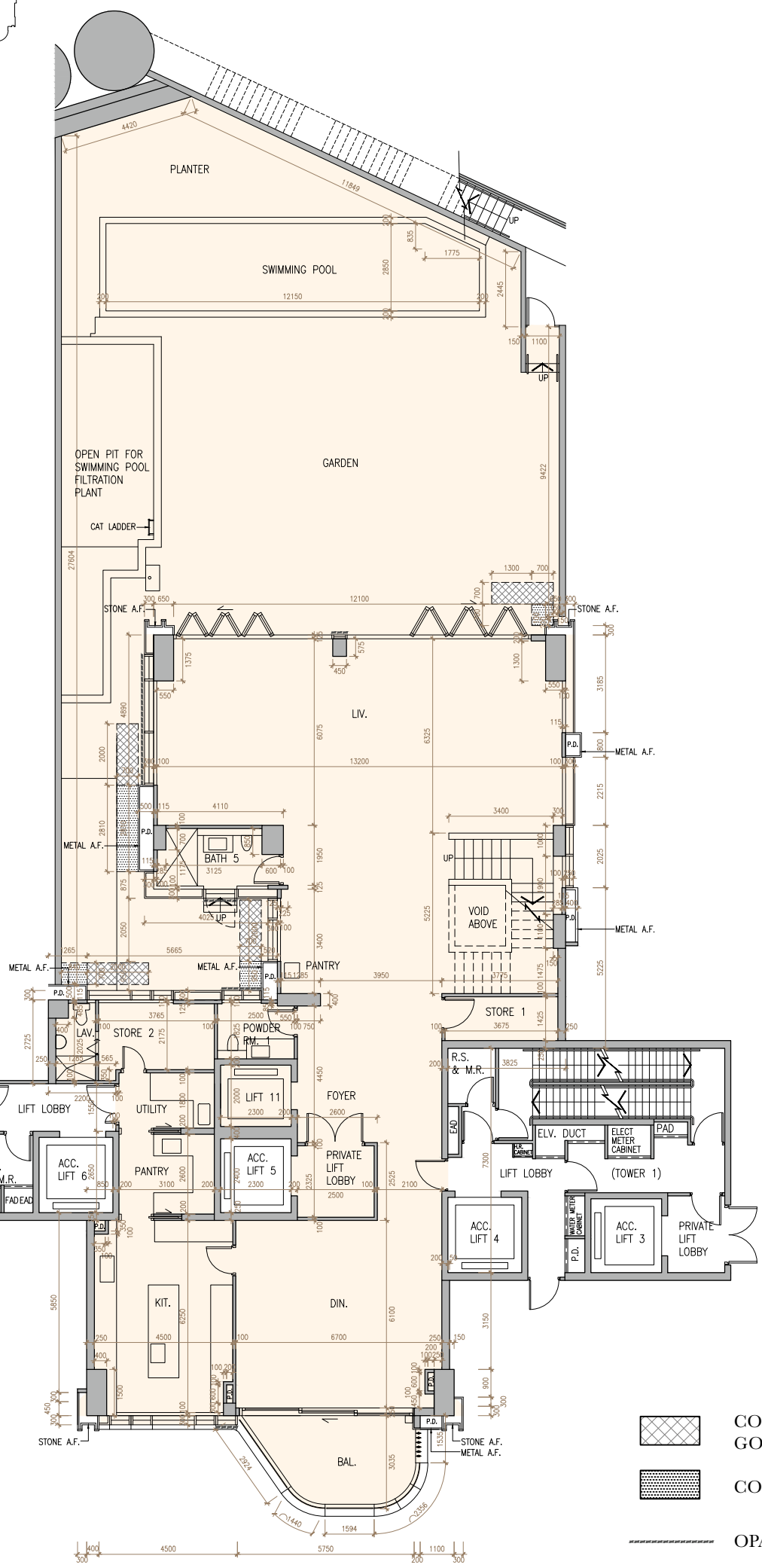

COMMON ACCESS BY GONDOLA FOR MAINTENANCE

COMMON AREA FOR MAINTENANCE

OPAQUE GLASS CURTAIN WALL

GARDEN UNIT B 1/F FLOOR PLAN
花園單位 B 1樓樓面平面圖

Scale 比例 0 4 8Metres/米

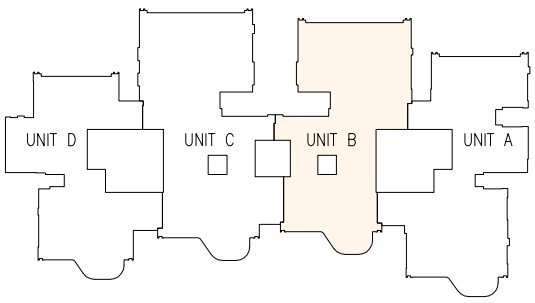

Tower 2
第2座

Tower 1
第1座

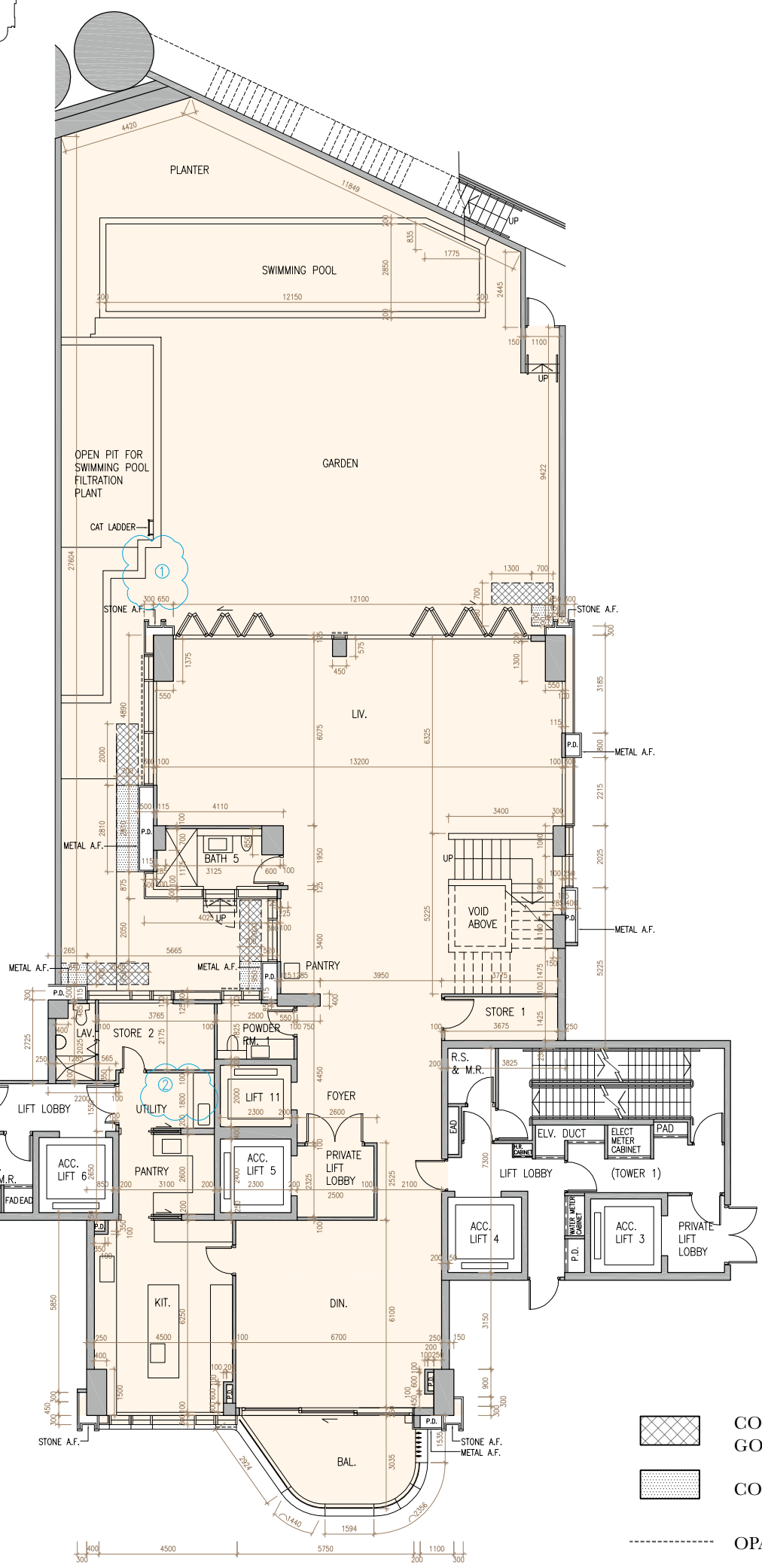

GARDEN UNIT B 1/F FLOOR PLAN SHOWING LATEST LAYOUT
花園單位 B 1樓現狀平面圖

Note:
1. Please refer to page 27B of this sales brochure in studying items 1 - 2 minor works or exempted works under the Buildings Ordinance made in this unit as indicated with blue wavy line ( ).

備註：
1. 請參閱本售樓説明書第27B頁以協助閱讀本單位以藍色曲線 ( ) 顯示之有關第 1 - 2 項已完成的小型工程或獲《建築物條例》豁免的工程。

Scale 比例 0 4 8Metres/米

Minor works or exempted works under the Buildings Ordinance made in Garden Unit B on 1/F of Tower 1:
第1座1樓花園單位B之已完成的小型工程或獲《建築物條例》豁免的工程：

1. Original sink unit has been omitted.
   刪除原有洗滌盆。

2. Original counter top has been replaced by counter top with different designs.
   原有工作台以不同設計的工作台取代。

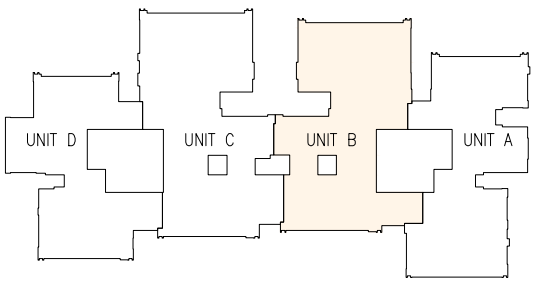

Tower 2
第2座

Tower 1
第1座

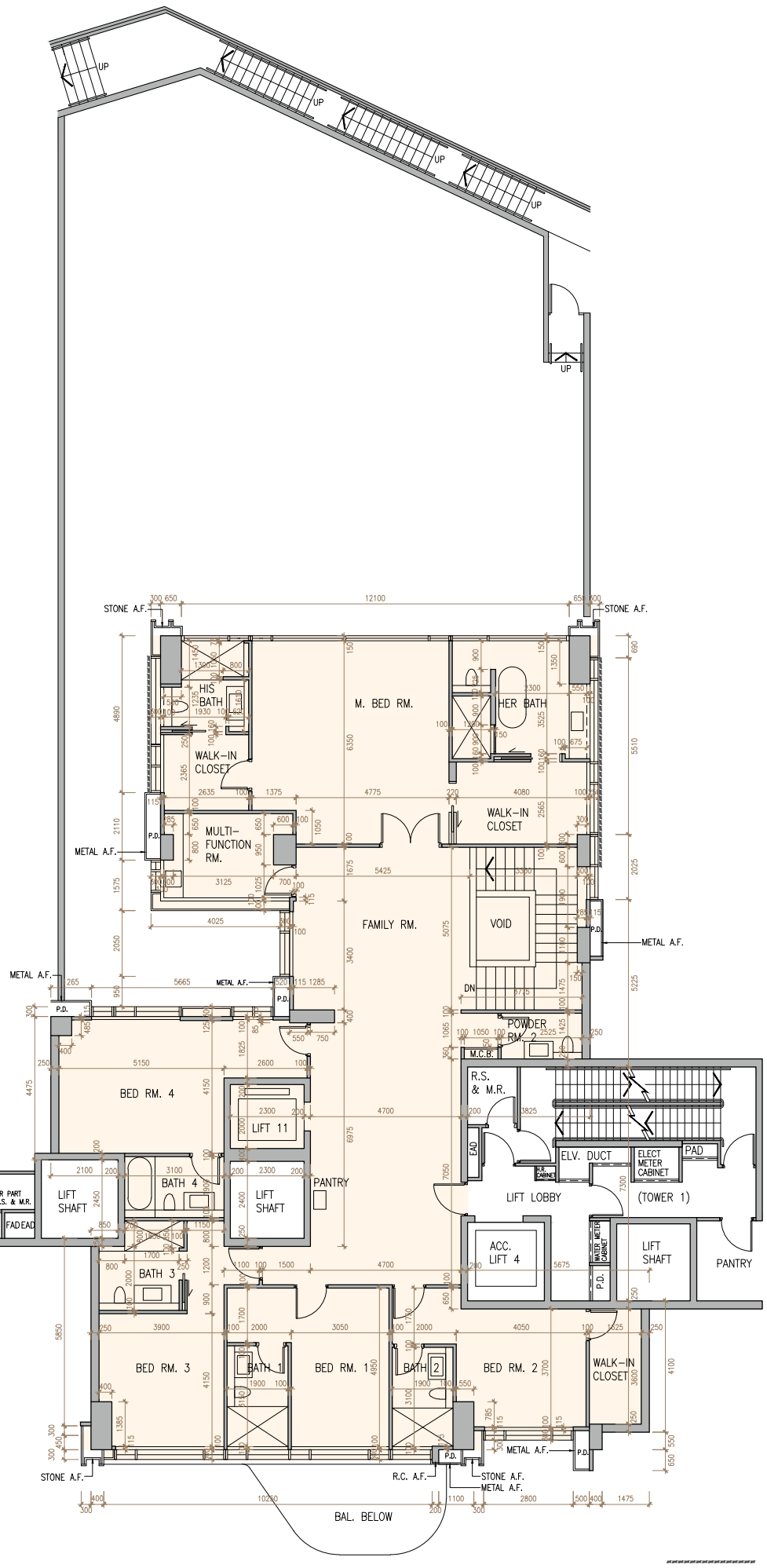

OPAQUE GLASS CURTAIN WALL

GARDEN UNIT B 2/F FLOOR PLAN
花園單位 B 2樓樓面平面圖

Scale
比例 0 4 8Metres/米

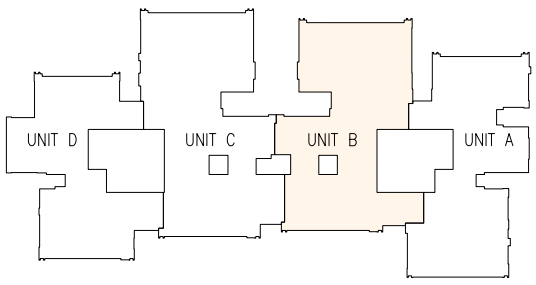

Tower 2
第2座

Tower 1
第1座

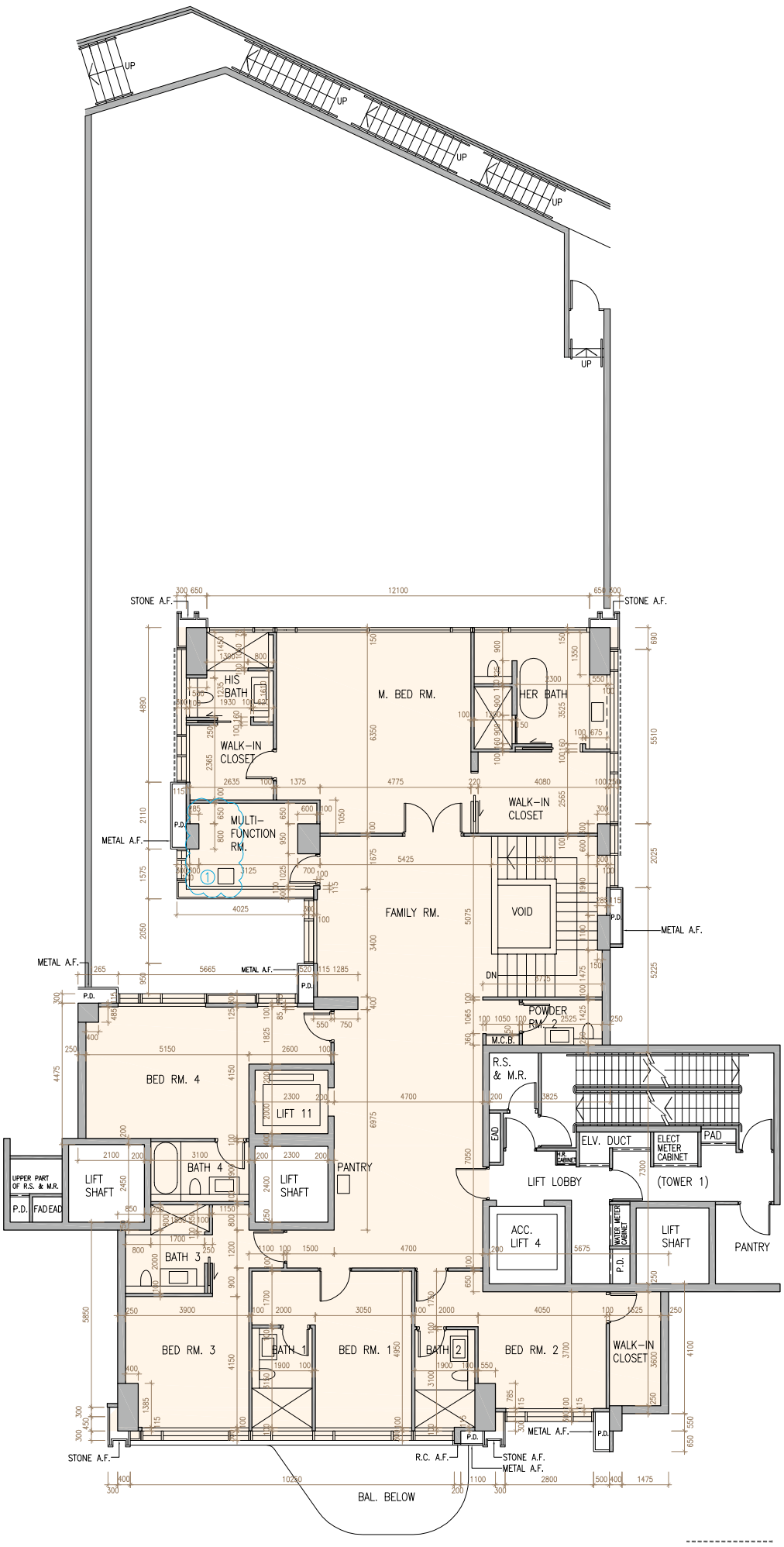

OPAQUE GLASS CURTAIN WALL

GARDEN UNIT B 2/F FLOOR PLAN SHOWING LATEST LAYOUT
花園單位 B 2樓現狀平面圖

Note:
1. Please refer to page 28B of this sales brochure in studying 1 minor work or exempted work under the Buildings Ordinance made in this unit as indicated with blue wavy line ( ).

備註：
1. 請參閱本售樓說明書第28B頁以協助閱讀本單位以藍色曲線 ( ) 顯示之有關 1 項已完成的小型工程或獲《建築物條例》豁免的工程。

Scale 比例 0 4 8Metres/米

Minor works or exempted works under the Buildings Ordinance made in Garden Unit B on 2/F of Tower 1:
第1座2樓花園單位B之已完成的小型工程或獲《建築物條例》豁免的工程：

1. Original counter top has been omitted, sink unit has been shifted.
   刪除原有工作台，洗滌盆移位。

	Tower 座數	Garden Unit 花園單位	UG/F 地下高層	1/F 1樓	2/F 2樓
The thickness of the floor slabs (excluding plaster) of each residential property (mm) 每個住宅物業的樓板 (不包括灰泥) 的厚度 (毫米)	Tower 1 第1座	B	2125*	175, 200, 250, 275	150, 200, 250, 325
The floor-to-floor height of each residential property (mm) 每個住宅物業的層與層之間的高度 (毫米)			7250	3125, 3175, 3475	3475

* Inclusive of the thickness of the transfer plate (1750mm) and mass concrete fill (375mm).
包括轉換層 (1750毫米) 及混凝土填充層 (375毫米) 的厚度。

The internal areas of the residential properties on the upper floors will generally be slightly larger than those on the lower floors because of the reducing thickness of the structural walls on the upper floors.
因住宅物業的較高樓層的結構牆的厚度遞減，較高樓層的內部面積，一般比較低樓層的內部面積稍大。

Notes:
1. The dimensions on the floor plan are all structural dimension in millimetres.
2. Please refer to pages 20 - 21 of this sales brochure for legend of the terms and abbreviations in studying the floor plans of residential properties in the Development.

備註：
1. 樓面平面圖所列之尺寸為以毫米標示之建築結構尺寸。
2. 請參閱本售樓説明書第20-21頁的名詞及簡稱之圖例以協助閱讀發展項目的住宅物業的樓面平面圖。

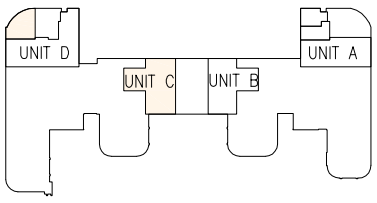

Tower 2
第2座

Tower 1
第1座

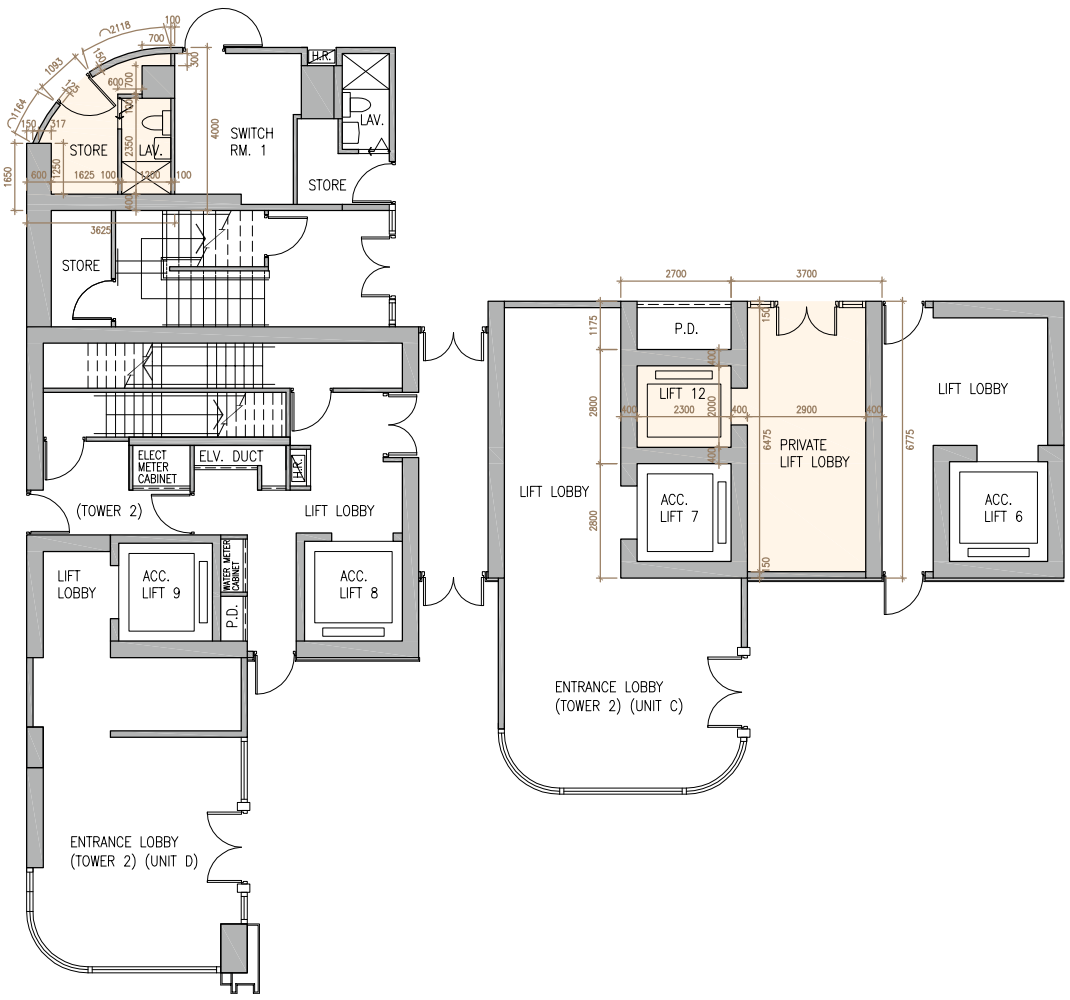

GARDEN UNIT C　UG/F FLOOR PLAN
花園單位 C　地下高層樓面平面圖

Scale
比例
0　4　8Metres/米

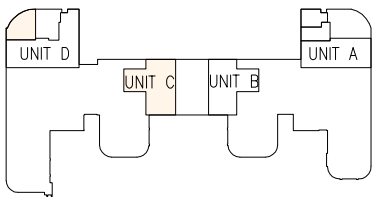

Tower 2
第2座

Tower 1
第1座

N

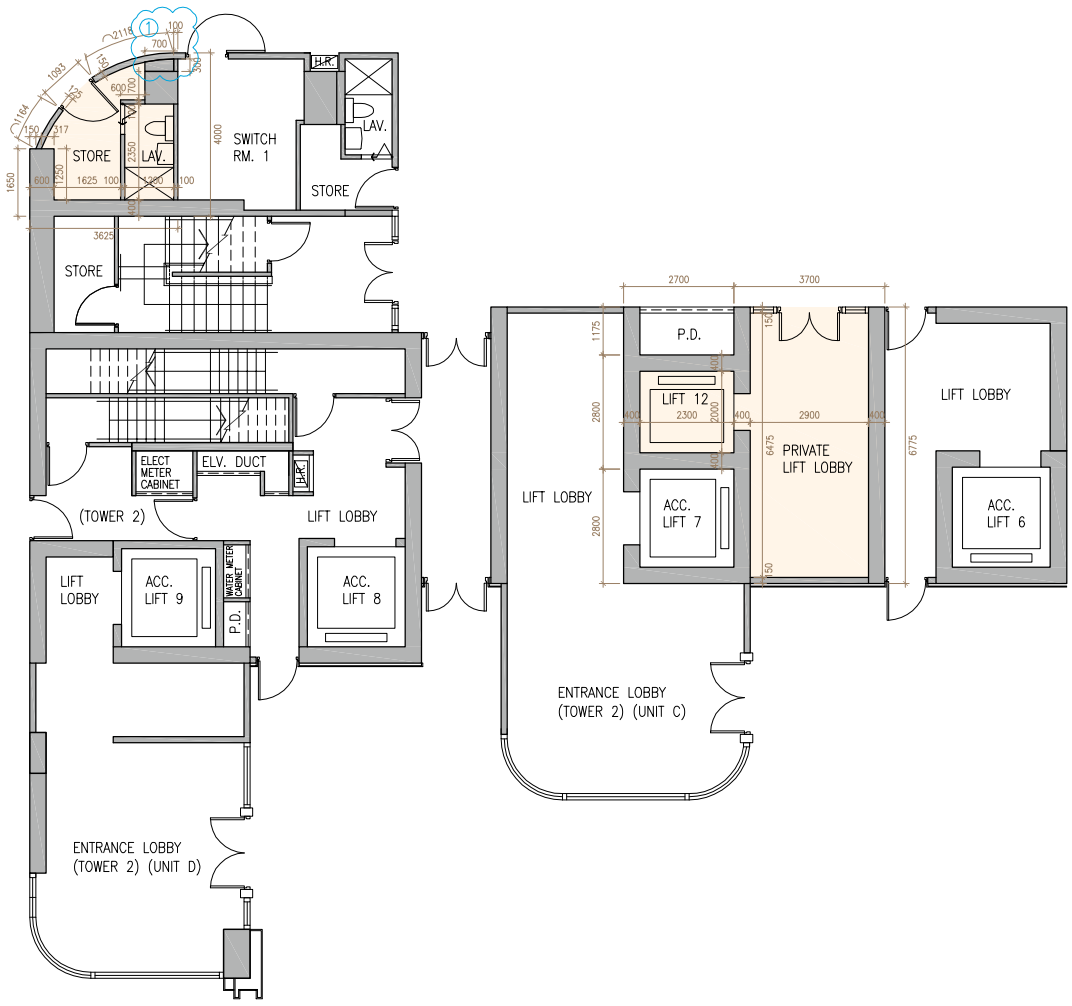

GARDEN UNIT C　UG/F FLOOR PLAN SHOWING LATEST LAYOUT
花園單位 C　地下高層現狀平面圖

Scale 比例　0　4　8Metres/米

Note:
1. Please refer to page 30B of this sales brochure in studying 1 minor work or exempted work under the Buildings Ordinance made in this unit as indicated with blue wavy line ( ).

備註：
1. 請參閱本售樓説明書第30B頁以協助閱讀本單位以藍色曲線 ( ) 顯示之有關 1 項已完成的小型工程或獲《建築物條例》豁免的工程。

Minor works or exempted works under the Buildings Ordinance made in Garden Unit C on UG/F of Tower 2:
第2座地下高層花園單位C之已完成的小型工程或獲《建築物條例》豁免的工程：

1. Furring wall has been installed.
   安裝飾面牆。

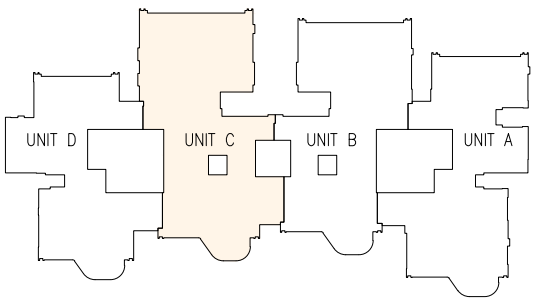

Tower 2
第2座

Tower 1
第1座

N

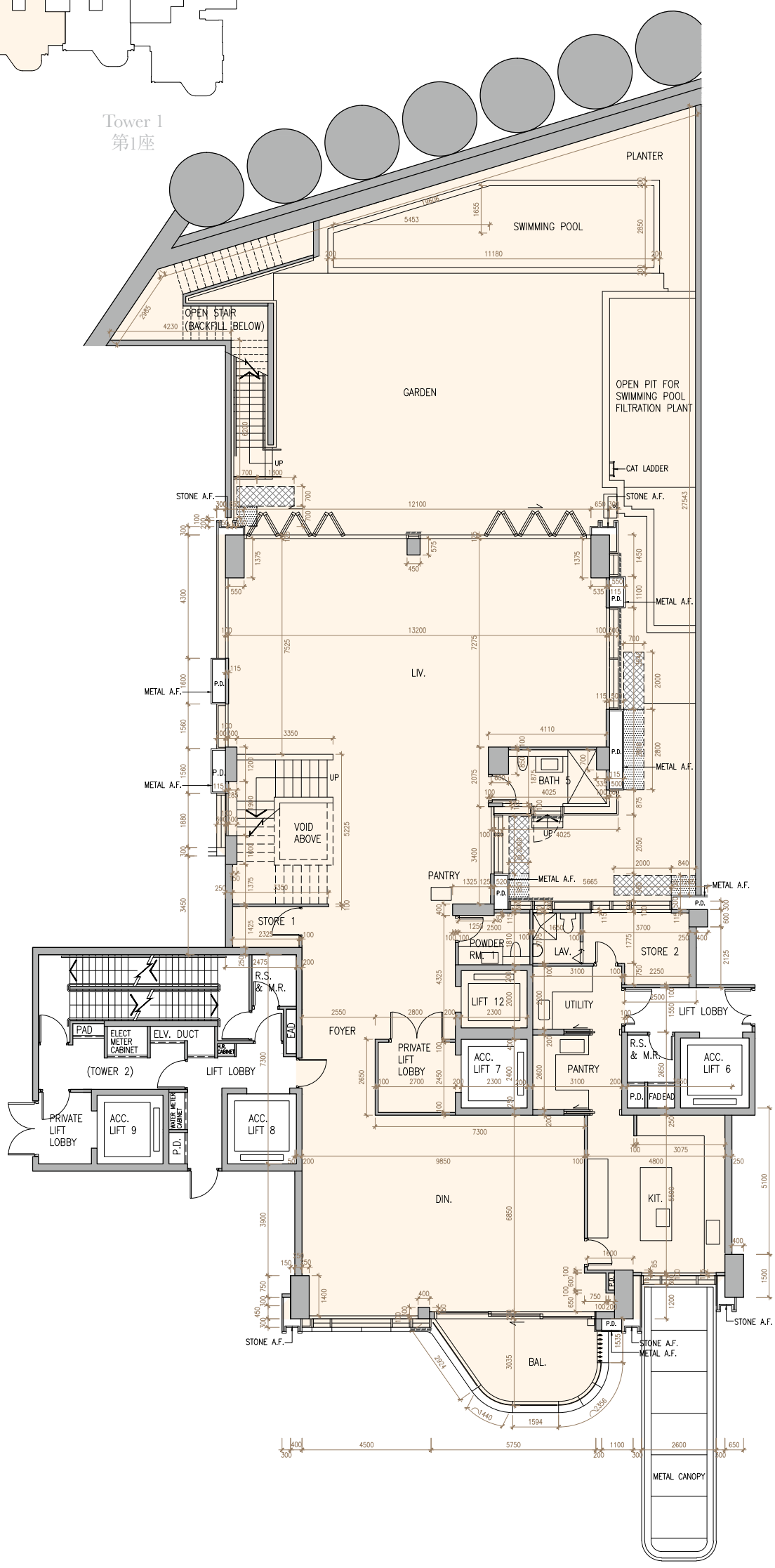

COMMON ACCESS BY GONDOLA FOR MAINTENANCE

COMMON AREA FOR MAINTENANCE

OPAQUE GLASS CURTAIN WALL

GARDEN UNIT C 1/F FLOOR PLAN
花園單位 C 1樓樓面平面圖

Scale 比例 0 4 8Metres/米

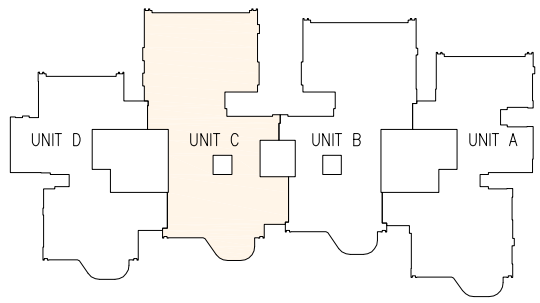

Tower 2
第2座

Tower 1
第1座

N

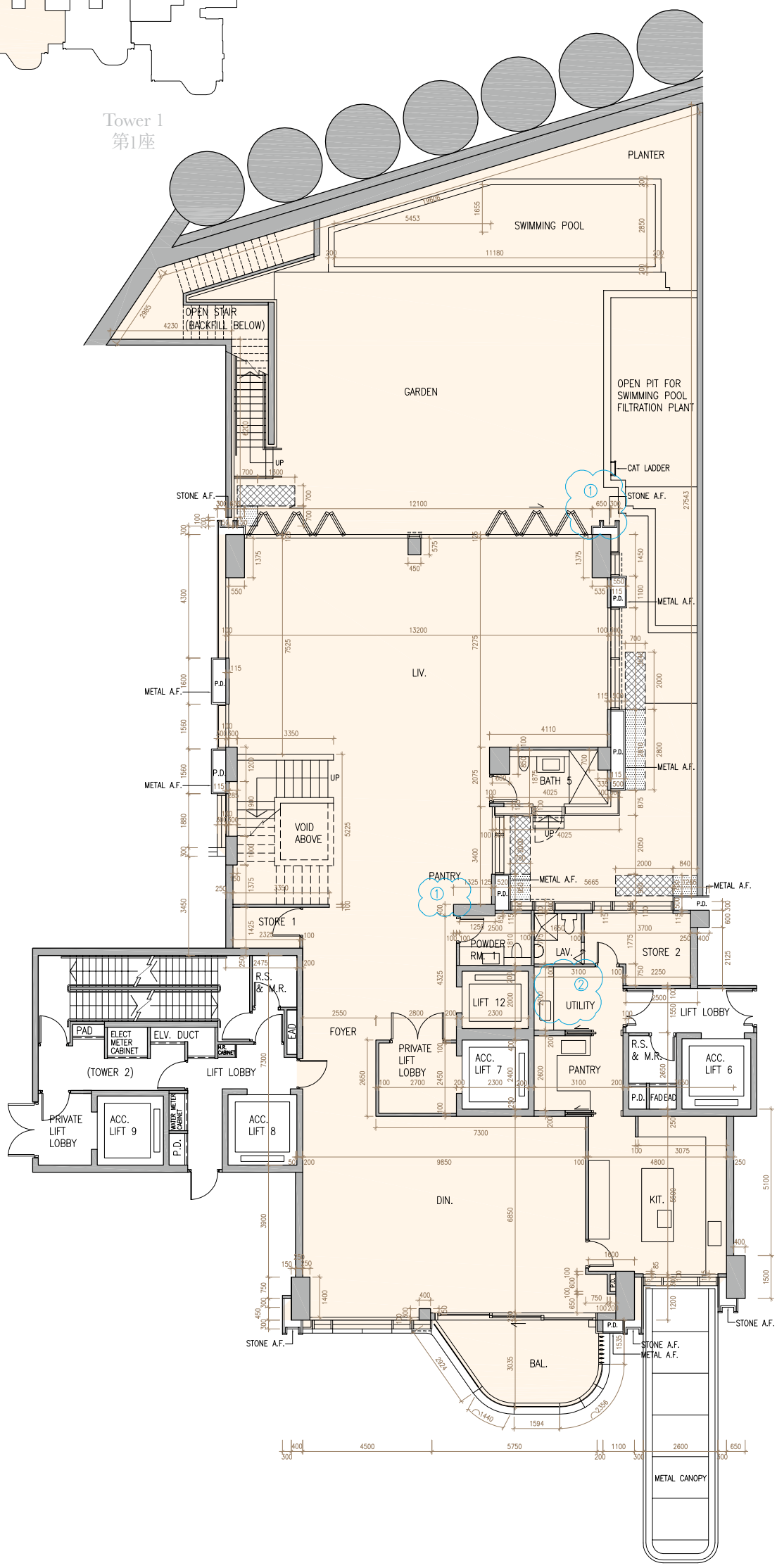

COMMON ACCESS BY GONDOLA FOR MAINTENANCE

COMMON AREA FOR MAINTENANCE

OPAQUE GLASS CURTAIN WALL

GARDEN UNIT C 1/F FLOOR PLAN SHOWING LATEST LAYOUT
花園單位 C 1樓現狀平面圖

Note:
1. Please refer to page 31B of this sales brochure in studying items 1 - 2 minor works or exempted works under the Buildings Ordinance made in this unit as indicated with blue wavy line ( ).

備註：
1. 請參閱本售樓說明書第31B頁以協助閱讀本單位以藍色曲線 ( ) 顯示之有關第 1 - 2 項已完成的小型工程或獲《建築物條例》豁免的工程。

Scale 比例 0 4 8Metres/米

Minor works or exempted works under the Buildings Ordinance made in Garden Unit C on 1/F of Tower 2:
第2座1樓花園單位C之已完成的小型工程或獲《建築物條例》豁免的工程：

1. Original sink unit has been omitted.
   刪除原有洗滌盆。

2. Original counter top have been replaced by counter top with different designs.
   原有工作台以不同設計的工作台取代。

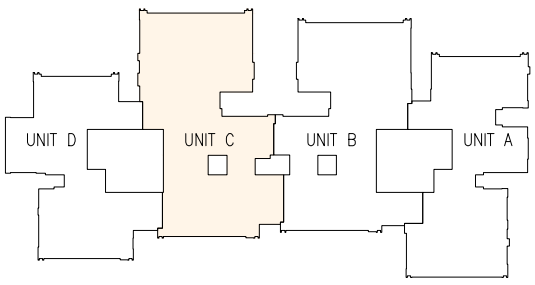

Tower 2
第2座

Tower 1
第1座

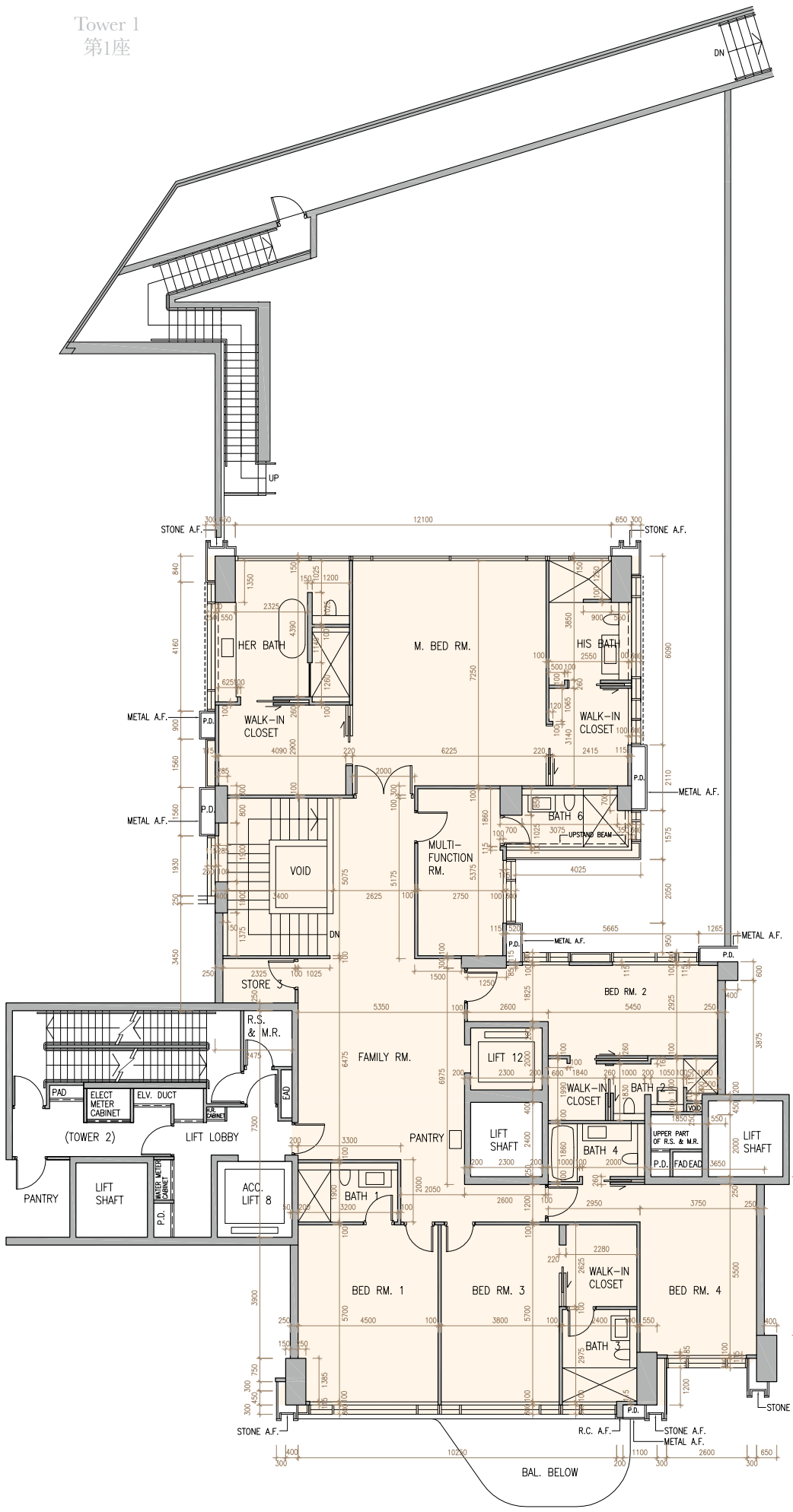

OPAQUE GLASS CURTAIN WALL

GARDEN UNIT C 2/F FLOOR PLAN
花園單位 C 2樓樓面平面圖

Scale
比例 0 4 8Metres/米

	Tower 座數	Garden Unit 花園單位	UG/F 地下高層	1/F 1樓	2/F 2樓
The thickness of the floor slabs (excluding plaster) of each residential property (mm) 每個住宅物業的樓板 (不包括灰泥) 的厚度 (毫米)	Tower 2 第2座	C	2125*	175, 200, 275	150, 200, 250, 325
The floor-to-floor height of each residential property (mm) 每個住宅物業的層與層之間的高度 (毫米)			7250	3475	3475

* Inclusive of the thickness of the transfer plate (1750mm) and mass concrete fill (375mm).
包括轉換層 (1750毫米) 及混凝土填充層 (375毫米) 的厚度。

The internal areas of the residential properties on the upper floors will generally be slightly larger than those on the lower floors because of the reducing thickness of the structural walls on the upper floors.
因住宅物業的較高樓層的結構牆的厚度遞減，較高樓層的內部面積，一般比較低樓層的內部面積稍大。

Notes:
1. The dimensions on the floor plan are all structural dimension in millimetres.
2. Please refer to pages 20 - 21 of this sales brochure for legend of the terms and abbreviations in studying the floor plans of residential properties in the Development.

備註：
1. 樓面平面圖所列之尺寸為以毫米標示之建築結構尺寸。
2. 請參閱本售樓説明書第20-21頁的名詞及簡稱之圖例以協助閱讀發展項目的住宅物業的樓面平面圖。

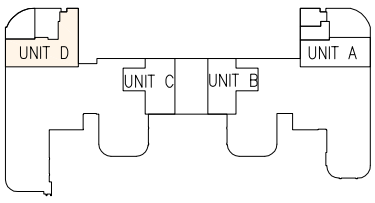

Tower 2
第2座

Tower 1
第1座

N

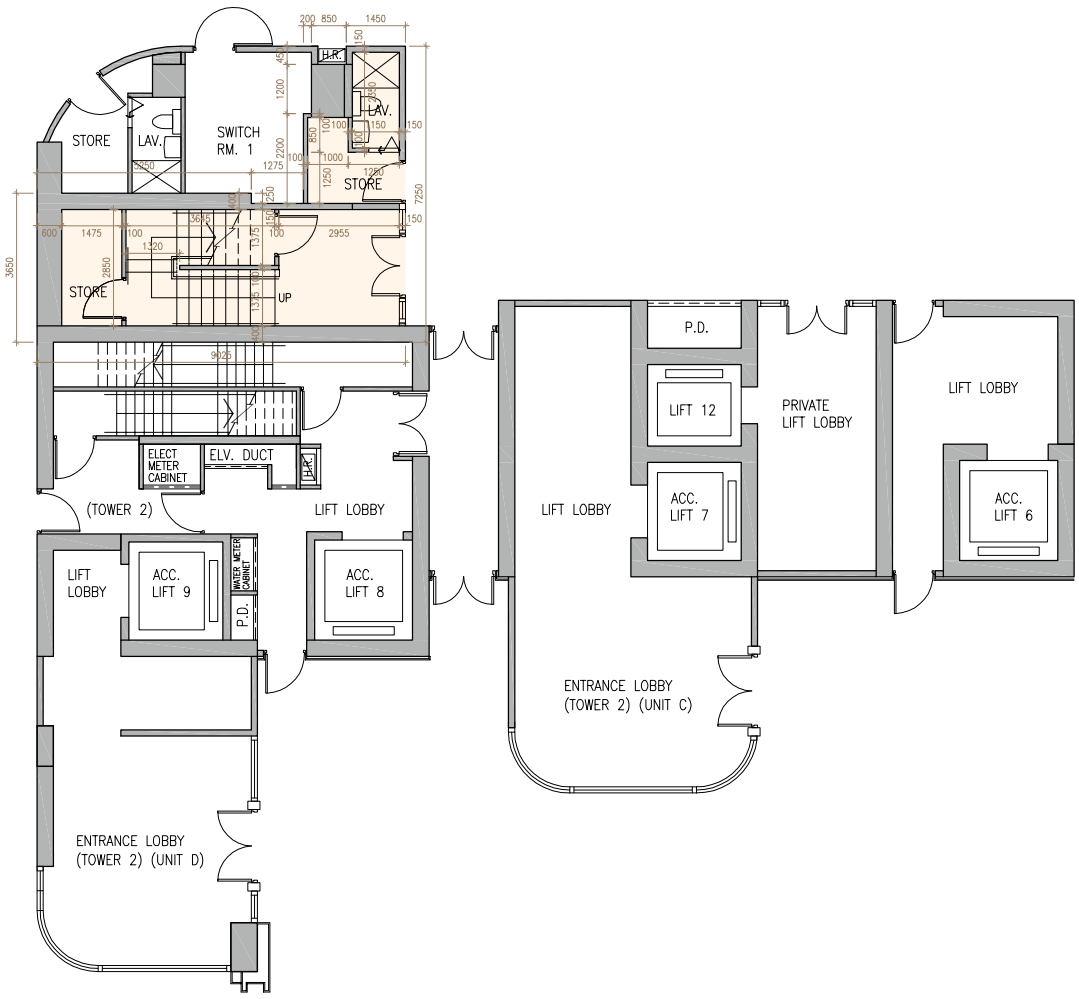

GARDEN UNIT D　UG/F FLOOR PLAN
花園單位 D　地下高層樓面平面圖

Scale
比例
0　4　8Metres/米

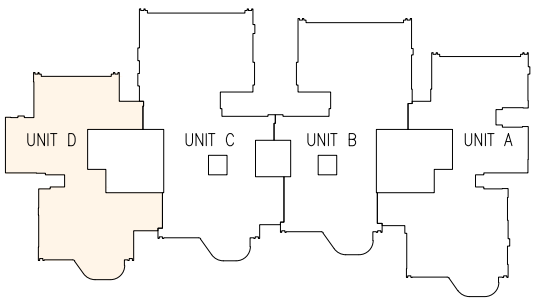

Tower 2
第2座

Tower 1
第1座

N

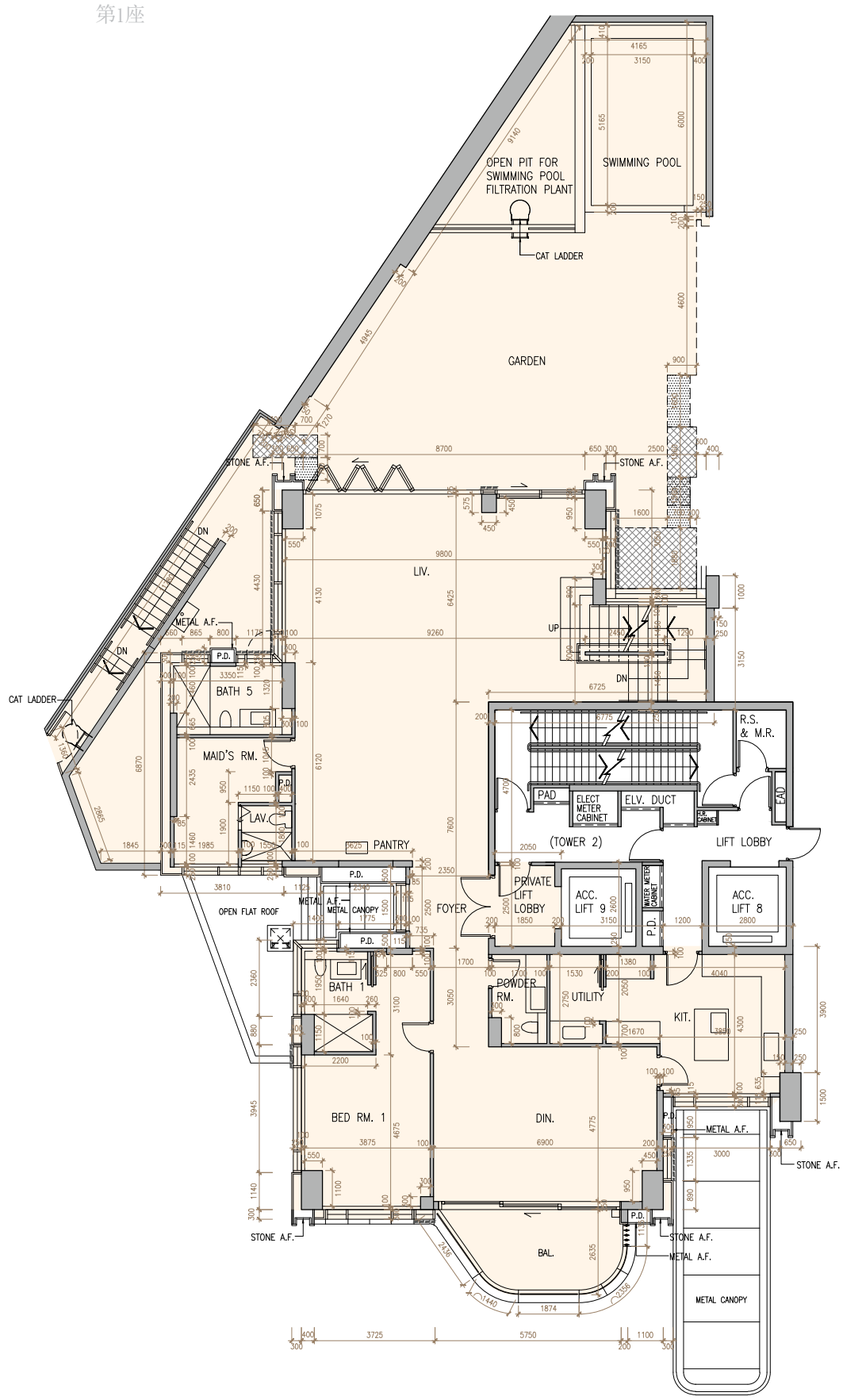

COMMON ACCESS BY GONDOLA FOR MAINTENANCE

COMMON AREA FOR MAINTENANCE

OPAQUE GLASS CURTAIN WALL

GARDEN UNIT D 1/F FLOOR PLAN
花園單位 D 1樓樓面平面圖

Scale 比例 0 4 8Metres/米

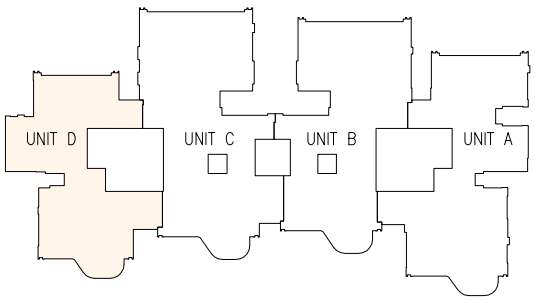

Tower 2
第2座

Tower 1
第1座

N

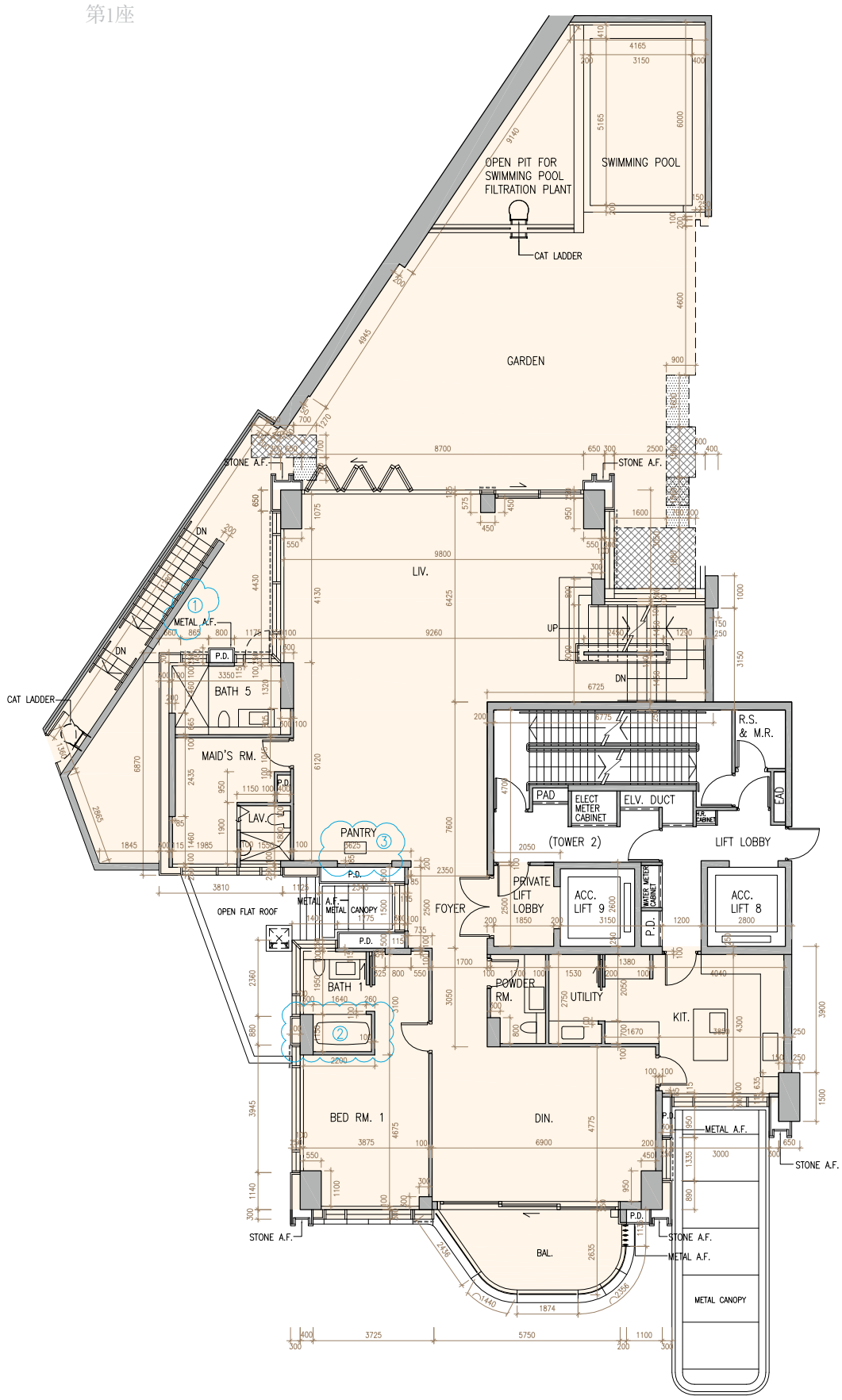

COMMON ACCESS BY GONDOLA FOR MAINTENANCE

COMMON AREA FOR MAINTENANCE

OPAQUE GLASS CURTAIN WALL

GARDEN UNIT D 1/F FLOOR PLAN SHOWING LATEST LAYOUT
花園單位 D 1樓現狀平面圖

Note:
1. Please refer to page 35B of this sales brochure in studying items 1 - 3 minor works or exempted works under the Buildings Ordinance made in this unit as indicated with blue wavy line ( ).

備註：
1. 請參閱本售樓說明書第35B頁以協助閱讀本單位以藍色曲線 ( ) 顯示之有關第 1 - 3 項已完成的小型工程或獲《建築物條例》豁免的工程。

Scale 比例 0 4 8Metres/米

Minor works or exempted works under the Buildings Ordinance made in Garden Unit D on 1/F of Tower 2:
第2座1樓花園單位D之已完成的小型工程或獲《建築物條例》豁免的工程：

1. Original sink unit has been omitted.
   刪除原有洗滌盆。

2. Original sanitary fittings have been replaced by sanitary fittings with different designs.
   原有潔具以不同設計的潔具取代。

3. Wall thickness reduced.
   牆身厚度減少。

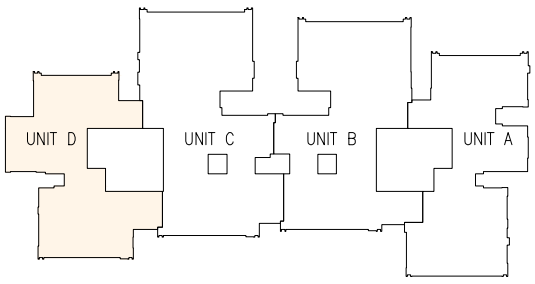

Tower 2
第2座

Tower 1
第1座

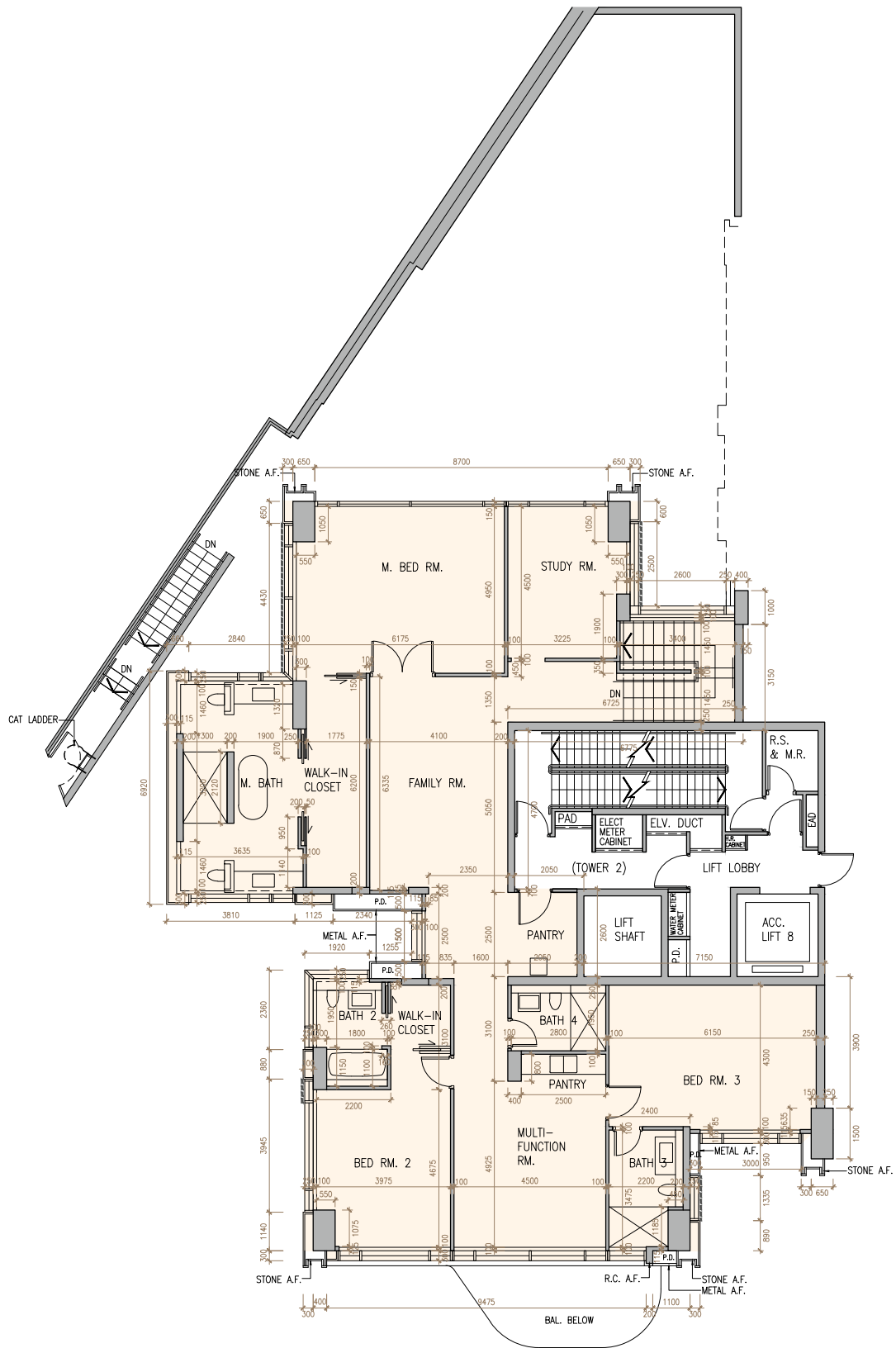

OPAQUE GLASS CURTAIN WALL

GARDEN UNIT D 2/F FLOOR PLAN
花園單位 D 2樓樓面平面圖

Scale
比例 0 4 8Metres/米

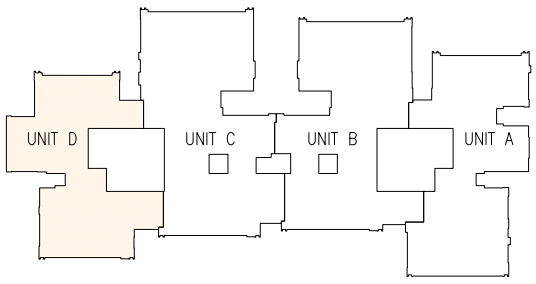

Tower 2
第2座

Tower 1
第1座

N

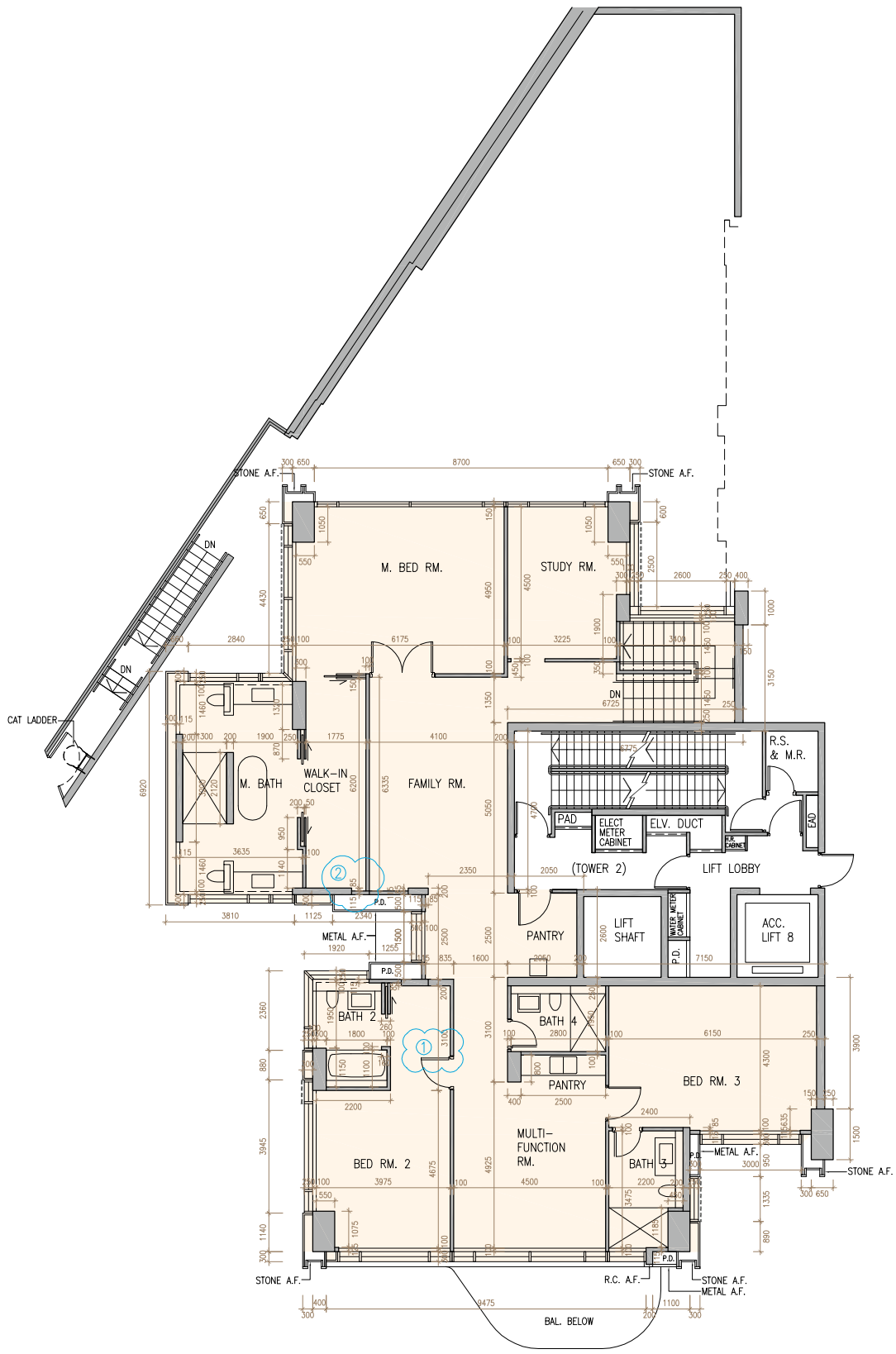

OPAQUE GLASS CURTAIN WALL

GARDEN UNIT D 2/F FLOOR PLAN SHOWING LATEST LAYOUT
花園單位 D 2樓現狀平面圖

Note:
1. Please refer to page 36B of this sales brochure in studying 1 - 2 minor works or exempted works under the Buildings Ordinance made in this unit as indicated with blue wavy line ( ).

備註：
1. 請參閱本售樓説明書第36B頁以協助閱讀本單位以藍色曲線 ( ) 顯示之有關第 1 - 2 項已完成的小型工程或獲《建築物條例》豁免的工程。

Scale 比例 0 4 8Metres/米

Minor works or exempted works under the Buildings Ordinance made in Garden Unit D on 2/F of Tower 2:
第2座2樓花園單位D之已完成的小型工程或獲《建築物條例》豁免的工程：

1. Original sliding door has been omitted.
   刪除原有趟門。

2. Wall thickness reduced.
   牆身厚度減少。

	Tower 座數	Garden Unit 花園單位	UG/F 地下高層	1/F 1樓	2/F 2樓
The thickness of the floor slabs (excluding plaster) of each residential property (mm) 每個住宅物業的樓板 (不包括灰泥) 的厚度 (毫米)	Tower 2 第2座	D	2125*	150, 175, 200, 225, 250	150, 200, 275,300
The floor-to-floor height of each residential property (mm) 每個住宅物業的層與層之間的高度 (毫米)			7250	3475	3475

* Inclusive of the thickness of the transfer plate (1750mm) and mass concrete fill (375mm).
包括轉換層 (1750毫米) 及混凝土填充層 (375毫米) 的厚度。

The internal areas of the residential properties on the upper floors will generally be slightly larger than those on the lower floors because of the reducing thickness of the structural walls on the upper floors.
因住宅物業的較高樓層的結構牆的厚度遞減，較高樓層的內部面積，一般比較低樓層的內部面積稍大。

Notes:
1. The dimensions on the floor plan are all structural dimension in millimetres.
2. Please refer to pages 20 - 21 of this sales brochure for legend of the terms and abbreviations in studying the floor plans of residential properties in the Development.

備註：
1. 樓面平面圖所列之尺寸為以毫米標示之建築結構尺寸。
2. 請參閱本售樓説明書第20-21頁的名詞及簡稱之圖例以協助閱讀發展項目的住宅物業的樓面平面圖。

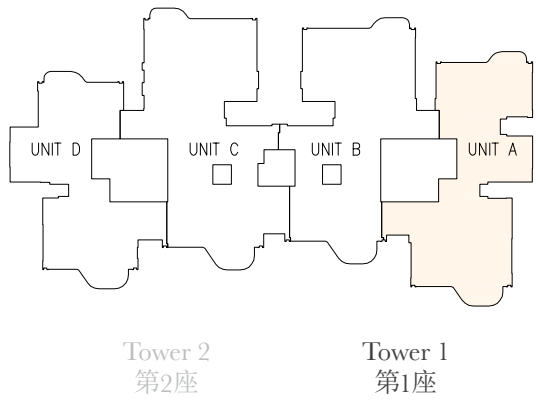

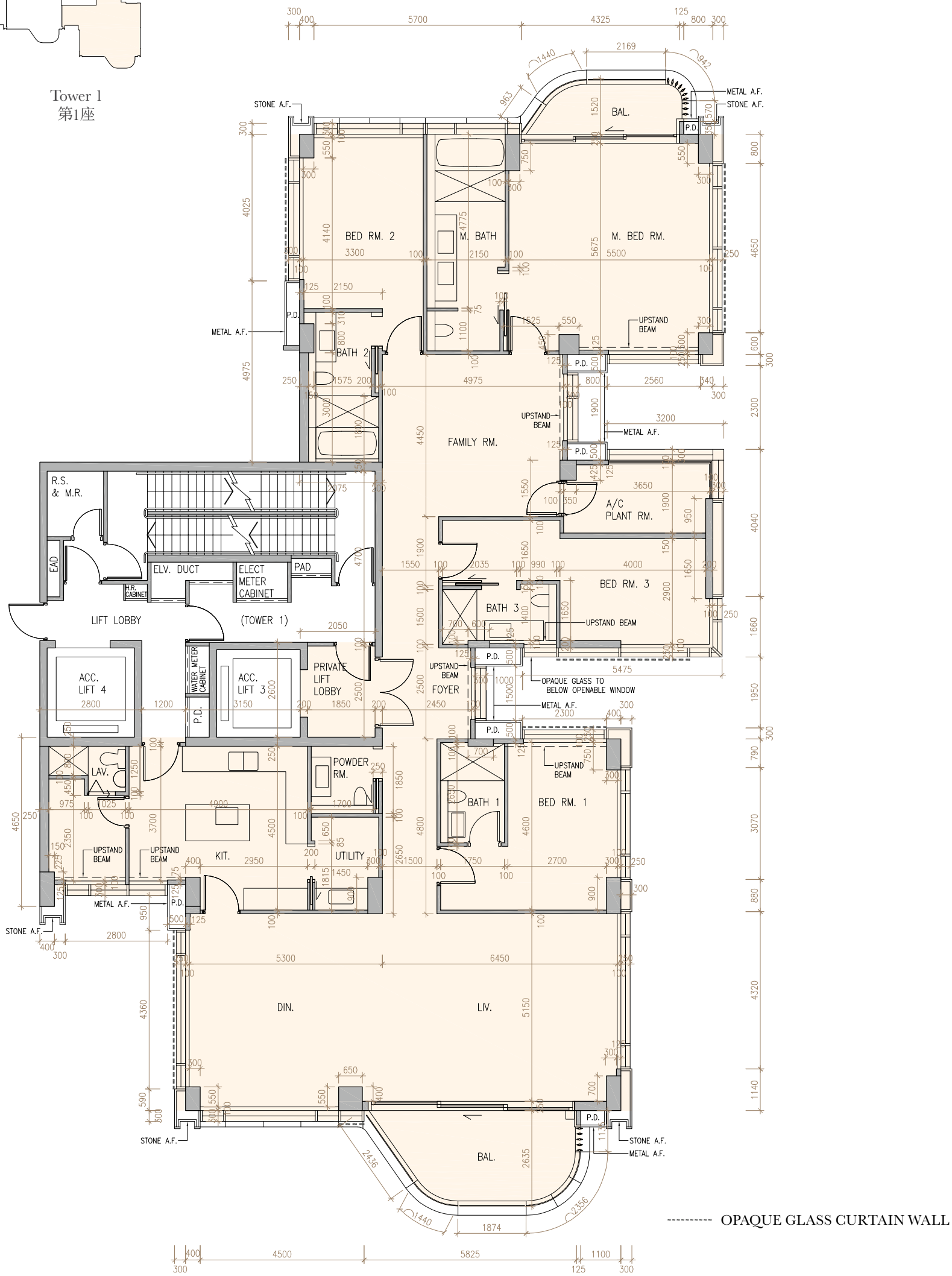

UNIT A 5/F - 12/F, 15/F AND 17/F FLOOR PLAN
A 單位 5樓 - 12樓、15樓及17樓樓面平面圖

Scale
比例
0 4 8Metres/米

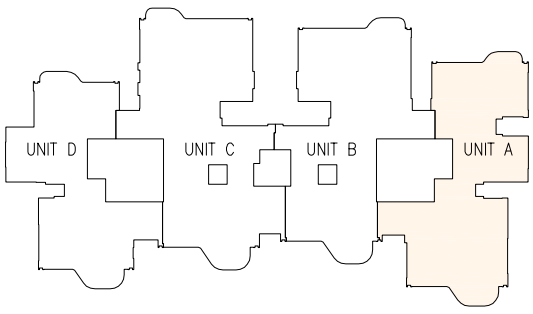

Tower 2
第2座

Tower 1
第1座

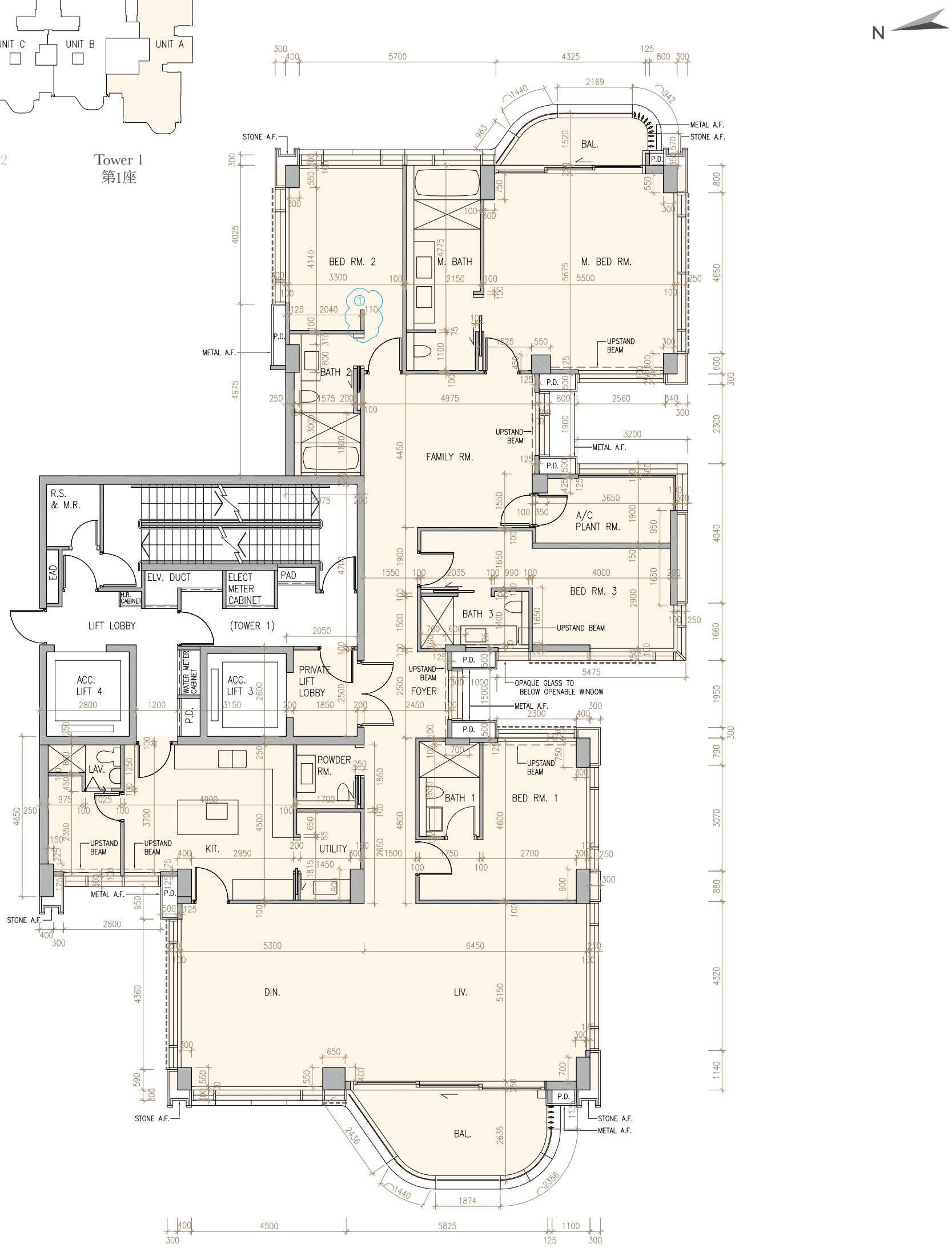

OPAQUE GLASS CURTAIN WALL

UNIT A 5/F - 12/F, 15/F AND 17/F FLOOR PLAN SHOWING LATEST LAYOUT
A 單位 5樓 - 12樓、15樓及17樓現狀平面圖

Note:
1. Please refer to page 38B of this sales brochure in studying 1 minor work or exempted work under the Buildings Ordinance made in this unit as indicated with blue wavy line ( ).

備註：
1. 請參閱本售樓說明書第38B頁以協助閱讀本單位以藍色曲線 ( ) 顯示之有關 1 項已完成的小型工程或獲《建築物條例》豁免的工程。

Scale 比例 0 4 8Metres/米

Minor works or exempted works under the Buildings Ordinance made in Unit A on 5/F - 12/F, 15/F and 17/F of Tower 1:
第1座5樓 - 12樓、15樓及17樓A單位之已完成的小型工程或獲《建築物條例》豁免的工程：

1. Partition wall has been installed.
   安裝間牆。

	Tower 座數	Unit 單位	5/F - 12/F and 15/F 5樓 - 12樓及15樓	17/F 17樓
The thickness of the floor slabs (excluding plaster) of each residential property (mm) 每個住宅物業的樓板 (不包括灰泥) 的厚度 (毫米)	Tower 1 第1座	A	150, 175, 225, 300	150, 175, 225, 300
The floor-to-floor height of each residential property (mm) 每個住宅物業的層與層之間的高度 (毫米)			3000, 3075, 3100, 3125, 3175, 3200, 3225, 3275, 3475	3025, 3075, 3125, 3175, 3475

The internal areas of the residential properties on the upper floors will generally be slightly larger than those on the lower floors because of the reducing thickness of the structural walls on the upper floors.
因住宅物業的較高樓層的結構牆的厚度遞減，較高樓層的內部面積，一般比較低樓層的內部面積稍大。

Notes:
1. The dimensions on the floor plan are all structural dimension in millimetres.
2. Please refer to pages 20 - 21 of this sales brochure for legend of the terms and abbreviations in studying the floor plans of residential properties in the Development.

備註：
1. 樓面平面圖所列之尺寸為以毫米標示之建築結構尺寸。
2. 請參閱本售樓説明書第20-21頁的名詞及簡稱之圖例以協助閱讀發展項目的住宅物業的樓面平面圖。

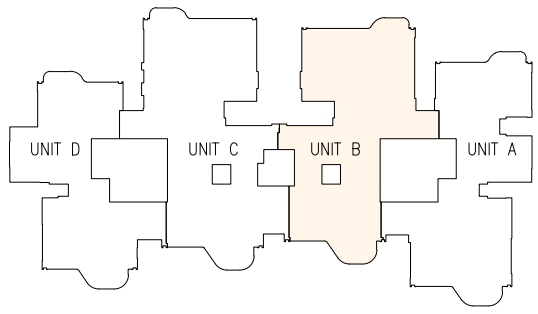

Tower 2
第2座

Tower 1
第1座

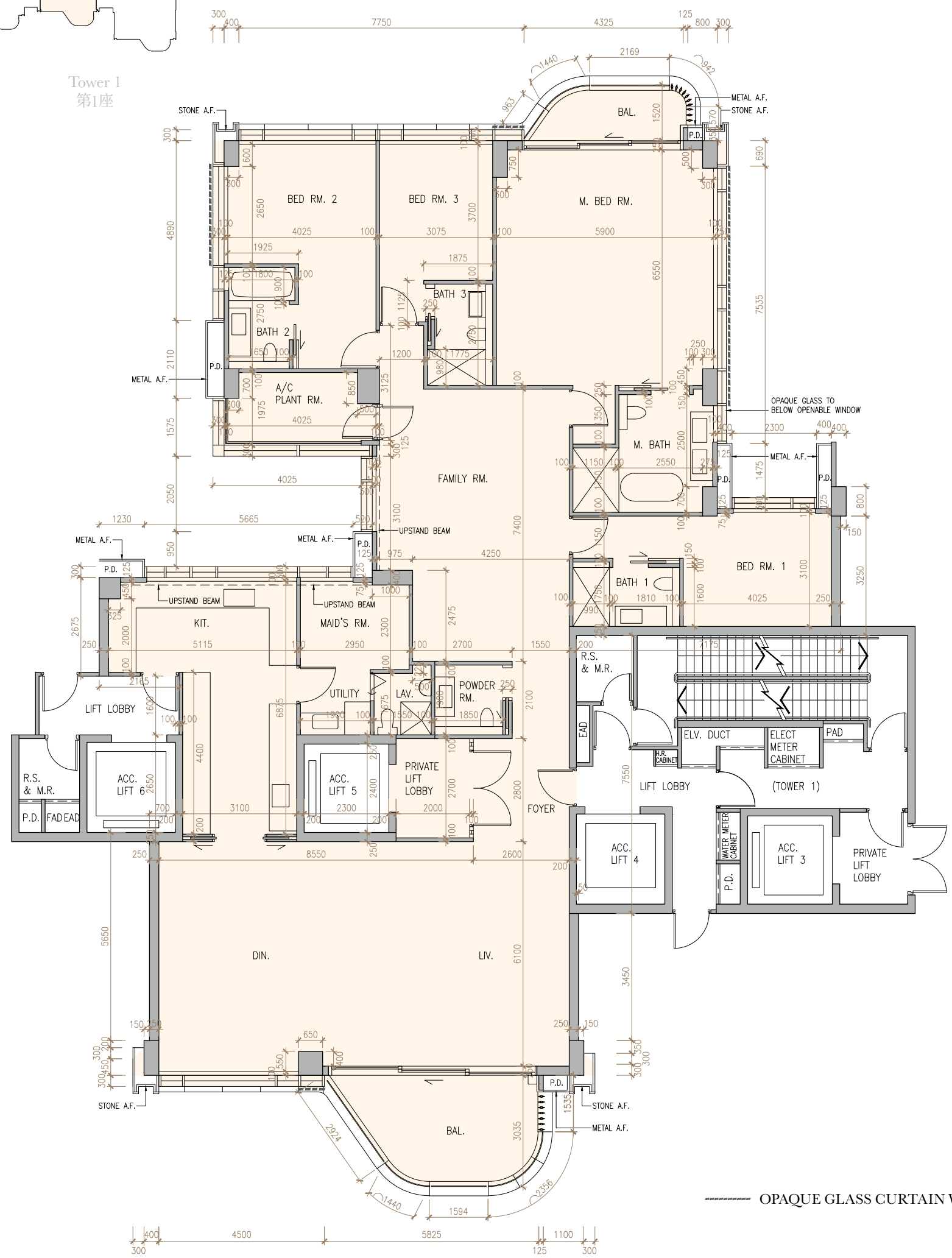

OPAQUE GLASS CURTAIN WALL

UNIT B 5/F - 12/F AND 15/F - 17/F FLOOR PLAN
B 單位 5樓 - 12樓及15樓 - 17樓樓面平面圖

Scale 比例 0 4 8Metres/米

	Tower 座數	Unit 單位	5/F - 12/F and 15/F - 16/F 5樓 - 12樓及15樓 - 16樓	17/F 17樓
The thickness of the floor slabs (excluding plaster) of each residential property (mm) 每個住宅物業的樓板 (不包括灰泥) 的厚度 (毫米)	Tower 1 第1座	B	150, 175, 200, 250, 325	150, 175, 200, 250, 325
The floor-to-floor height of each residential property (mm) 每個住宅物業的層與層之間的高度 (毫米)			3025, 3125, 3150, 3175, 3200, 3225, 3475	2975, 3025, 3075, 3125, 3175, 3475

The internal areas of the residential properties on the upper floors will generally be slightly larger than those on the lower floors because of the reducing thickness of the structural walls on the upper floors.
因住宅物業的較高樓層的結構牆的厚度遞減，較高樓層的內部面積，一般比較低樓層的內部面積稍大。

Notes:
1. The dimensions on the floor plan are all structural dimension in millimetres.
2. Please refer to pages 20 - 21 of this sales brochure for legend of the terms and abbreviations in studying the floor plans of residential properties in the Development.

備註：
1. 樓面平面圖所列之尺寸為以毫米標示之建築結構尺寸。
2. 請參閱本售樓説明書第20-21頁的名詞及簡稱之圖例以協助閱讀發展項目的住宅物業的樓面平面圖。

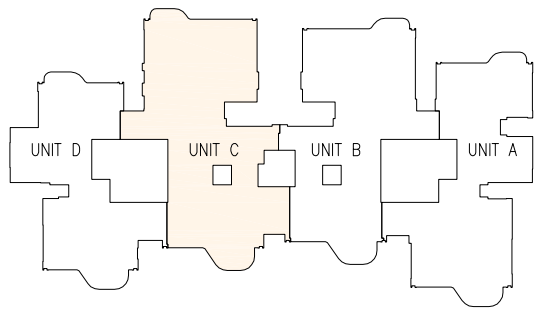

Tower 2
第2座

Tower 1
第1座

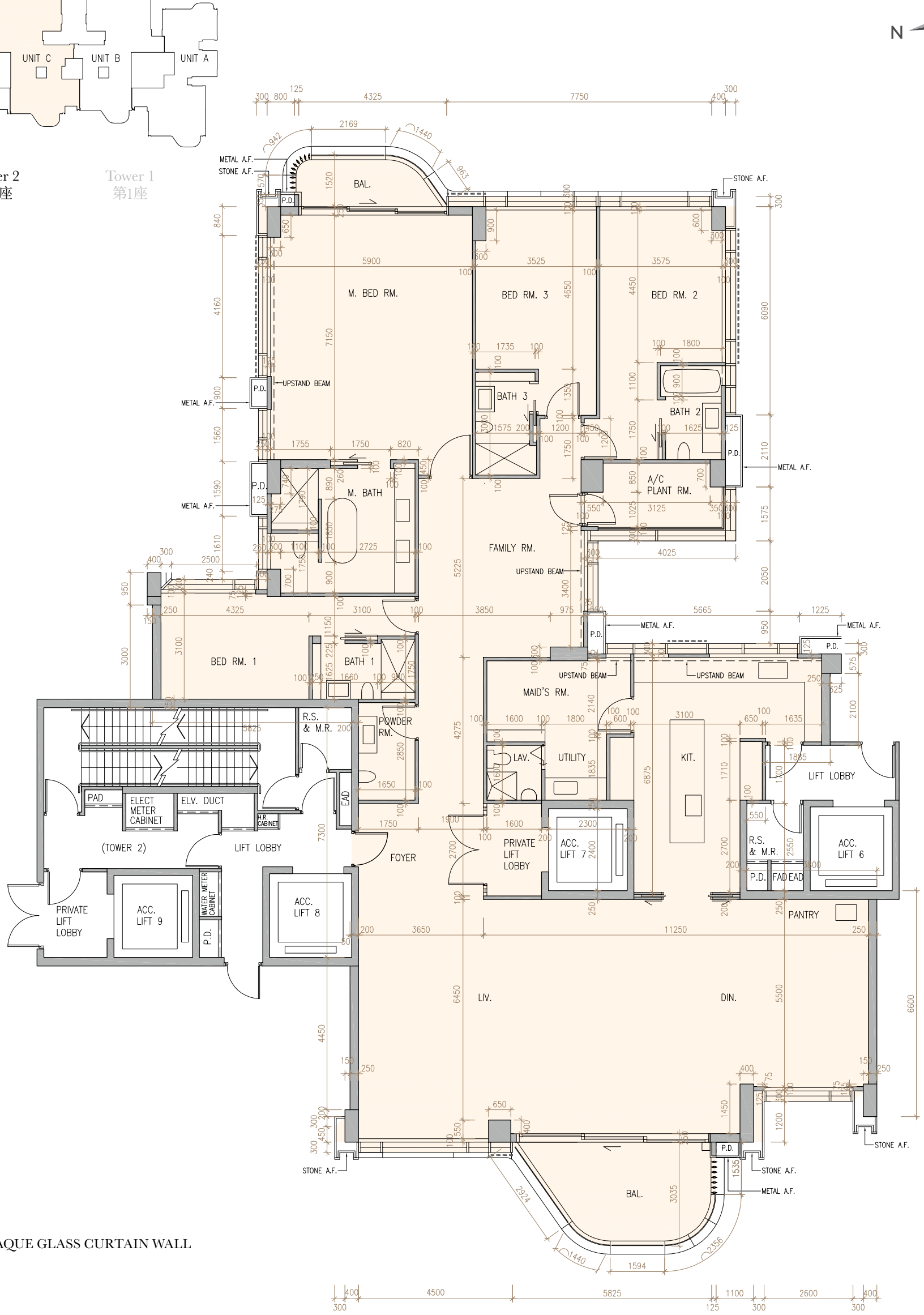

---------- OPAQUE GLASS CURTAIN WALL

UNIT C 5/F - 12/F, 15/F AND 17/F FLOOR PLAN
C 單位 5樓 - 12樓、15樓及17樓樓面平面圖

Scale 比例 0 4 8Metres/米

	Tower 座數	Unit 單位	5/F - 12/F and 15/F 5樓 - 12樓及15樓	17/F 17樓
The thickness of the floor slabs (excluding plaster) of each residential property (mm) 每個住宅物業的樓板 (不包括灰泥) 的厚度 (毫米)	Tower 2 第2座	C	150, 175, 200, 225, 325	150, 175, 200, 275, 325
The floor-to-floor height of each residential property (mm) 每個住宅物業的層與層之間的高度 (毫米)			3025, 3125, 3150, 3175, 3200, 3225, 3475	2975, 3025, 3125, 3175, 3475

The internal areas of the residential properties on the upper floors will generally be slightly larger than those on the lower floors because of the reducing thickness of the structural walls on the upper floors.
因住宅物業的較高樓層的結構牆的厚度遞減，較高樓層的內部面積，一般比較低樓層的內部面積稍大。

Notes:
1. The dimensions on the floor plan are all structural dimension in millimetres.
2. Please refer to pages 20 - 21 of this sales brochure for legend of the terms and abbreviations in studying the floor plans of residential properties in the Development.

備註：
1. 樓面平面圖所列之尺寸為以毫米標示之建築結構尺寸。
2. 請參閱本售樓説明書第20-21頁的名詞及簡稱之圖例以協助閱讀發展項目的住宅物業的樓面平面圖。

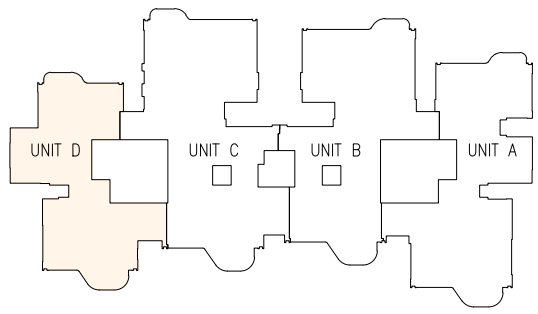

Tower 2
第2座

Tower 1
第1座

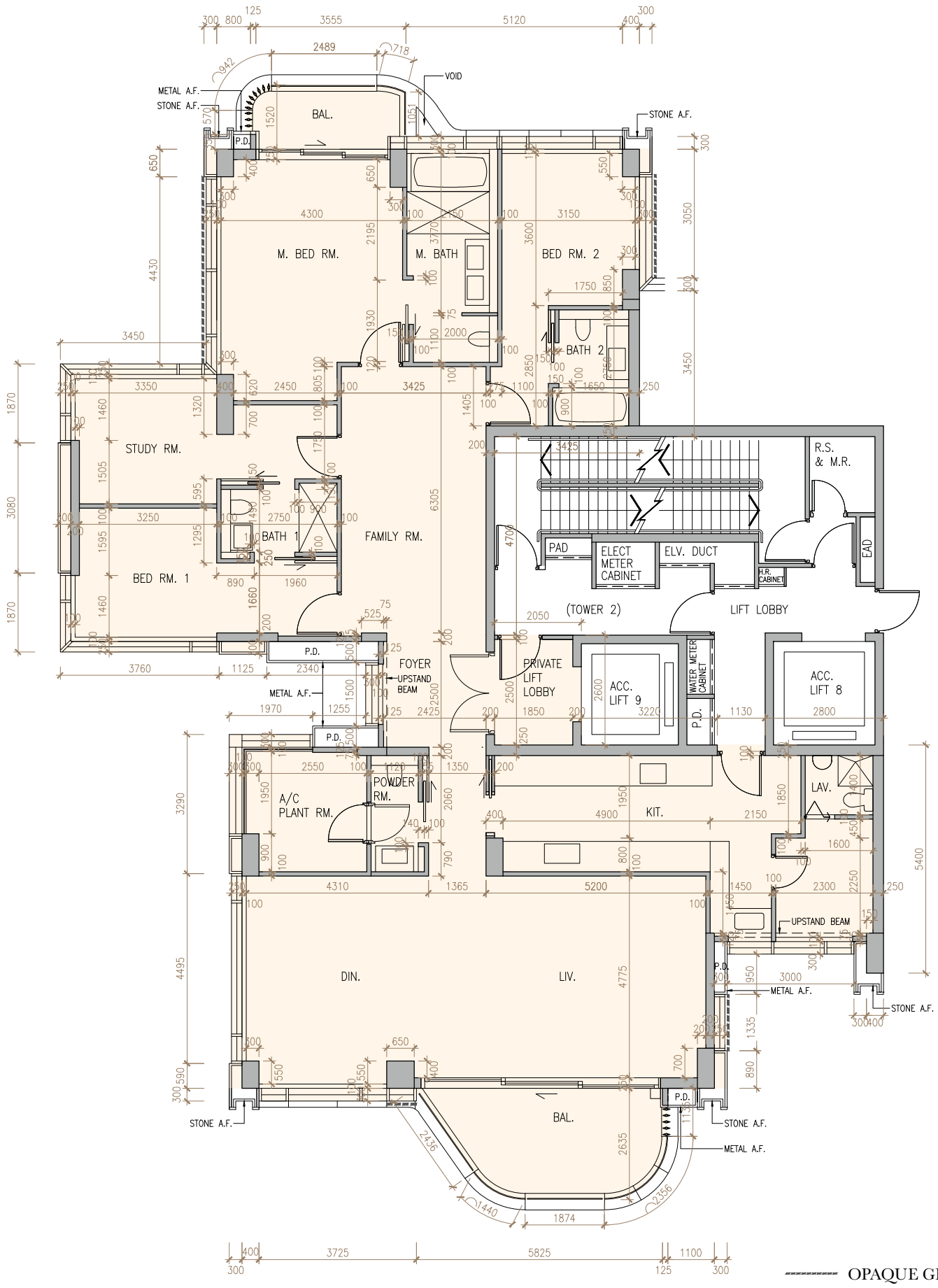

UNIT D 5/F - 12/F AND 15/F - 17/F FLOOR PLAN
D 單位 5樓 - 12樓及15樓 - 17樓樓面平面圖

Scale 比例 0 4 8Metres/米

	Tower 座數	Unit 單位	5/F - 12/F and 15/F - 16/F 5樓 - 12樓及15樓 - 16樓	17/F 17樓
The thickness of the floor slabs (excluding plaster) of each residential property (mm) 每個住宅物業的樓板 (不包括灰泥) 的厚度 (毫米)	Tower 2 第2座	D	150, 175, 200, 225, 300	150, 175, 225, 250, 300
The floor-to-floor height of each residential property (mm) 每個住宅物業的層與層之間的高度 (毫米)			3075, 3125, 3150, 3175, 3475	3075, 3125, 3175, 3475

The internal areas of the residential properties on the upper floors will generally be slightly larger than those on the lower floors because of the reducing thickness of the structural walls on the upper floors.
因住宅物業的較高樓層的結構牆的厚度遞減，較高樓層的內部面積，一般比較低樓層的內部面積稍大。

Notes:
1. The dimensions on the floor plan are all structural dimension in millimetres.
2. Please refer to pages 20 - 21 of this sales brochure for legend of the terms and abbreviations in studying the floor plans of residential properties in the Development.

備註：
1. 樓面平面圖所列之尺寸為以毫米標示之建築結構尺寸。
2. 請參閱本售樓説明書第20-21頁的名詞及簡稱之圖例以協助閱讀發展項目的住宅物業的樓面平面圖。

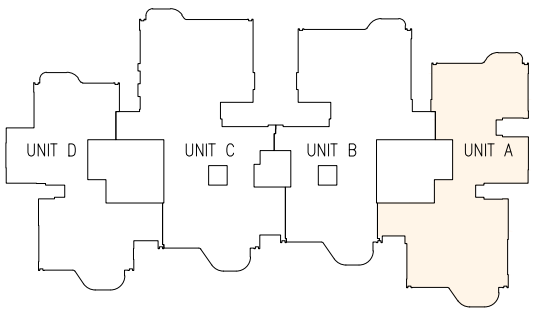

Tower 2
第2座

Tower 1
第1座

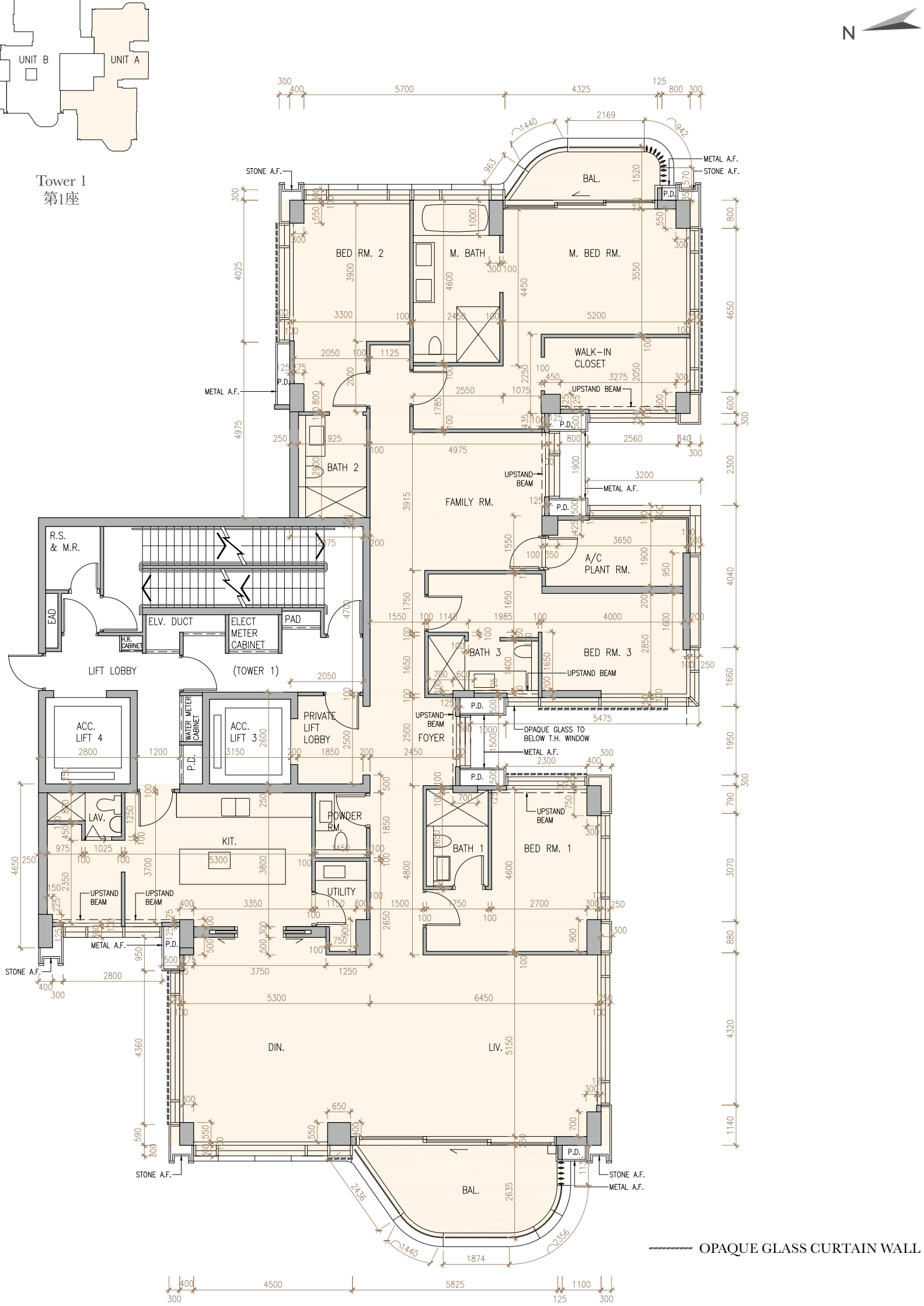

UNIT A 16/F FLOOR PLAN
A 單位 16樓樓面平面圖

Scale 比例 0 4 8Metres/米

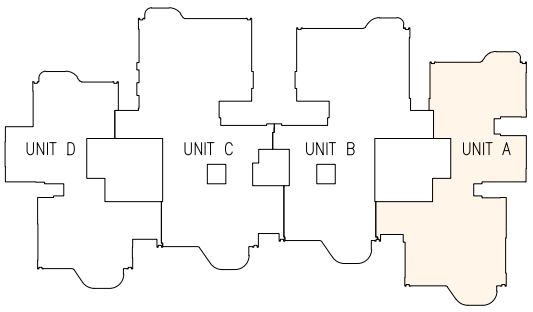

Tower 2
第2座

Tower 1
第1座

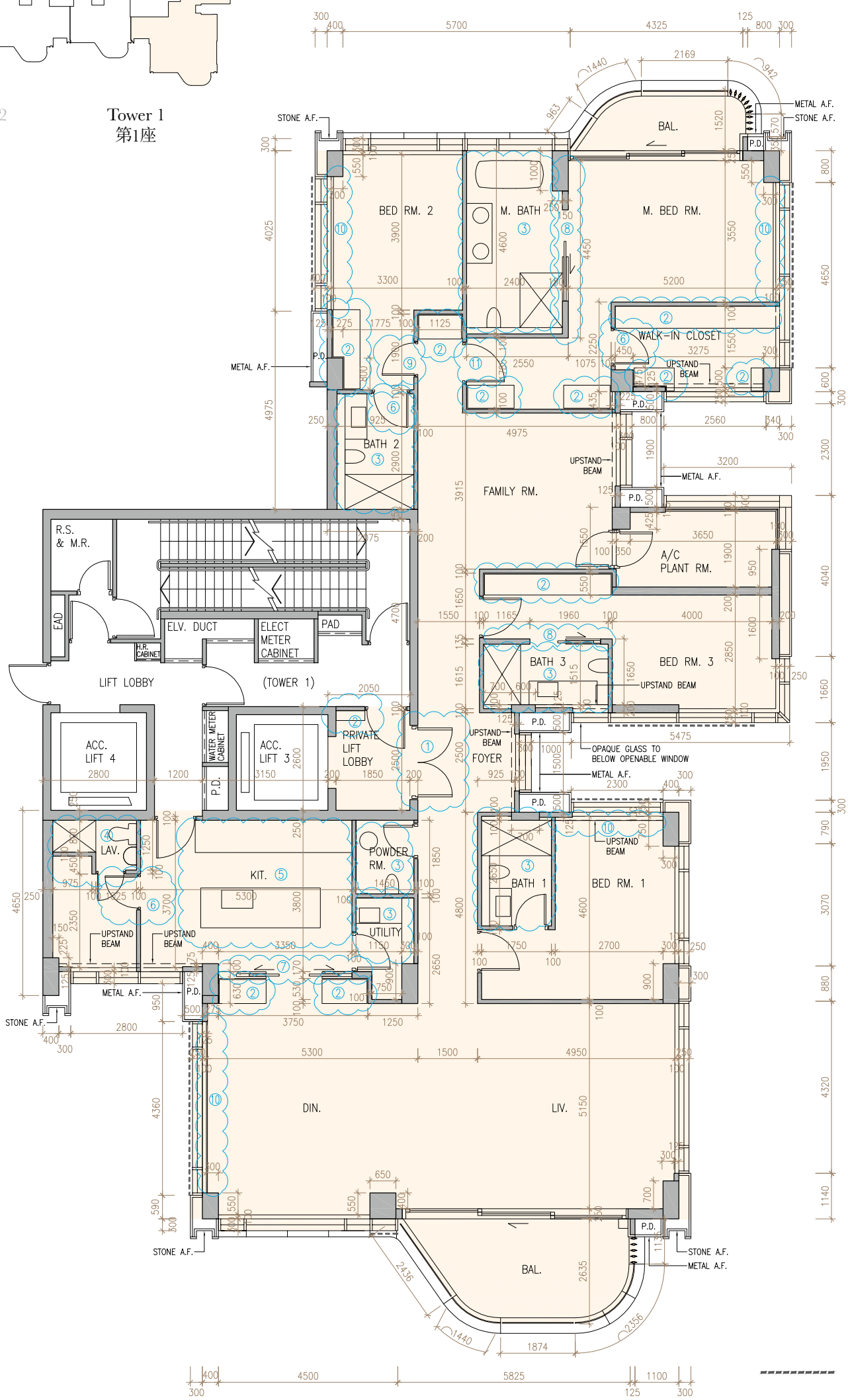

OPAQUE GLASS CURTAIN WALL

UNIT A 16/F FLOOR PLAN SHOWING LATEST LAYOUT
A 單位 16樓現狀樓面平面圖

Note:
1. Please refer to page 48 of this sales brochure in studying items 1 - 11 minor works or exempted works under the Buildings Ordinance made in this unit as indicated with blue wavy line ( ).

備註：
1. 請參閱本售樓説明書第48頁以協助閱讀本單位以藍色曲線 ( ) 顯示之有關第1 - 11項已完成的小型工程或獲《建築物條例》豁免的工程。

Scale
比例
0 4 8Metres/米

Minor works or exempted works under the Buildings Ordinance made in Unit A on 16/F of Tower 1:
第1座16樓A單位之已完成的小型工程或獲《建築物條例》豁免的工程：

1. Double swing door has been installed.
   安裝雙掩門。

2. Full-height cabinet has been installed.
   安裝全高櫃。

3. Original sanitary fittings have been replaced by sanitary fittings with different designs.
   原有潔具以不同設計的潔具取代。

4. Original sliding bi-folding door has been replaced by swing door. Original sanitary fittings have been replaced by sanitary fittings with different designs.
   原有趟摺門改為掩門。原有潔具以不同設計的潔具取代。

5. Original kitchen setting has been replaced by kitchen setting with a different design.
   原有廚房設置以不同設計的廚房設置取代。

6. Swing door has been installed.
   安裝掩門。

7. Double sliding door has been installed.
   安裝雙趟門。

8. Partition wall has been modified and sliding door has been installed.
   修改原有間牆，安裝趟門。

9. Original door opening has been shifted.
   原有門口移位。

10. Furring wall has been installed.
    安裝飾面牆。

11. Original door swing direction has been mirrored.
    對調原有掩門方向。

	Tower 座數	Unit 單位	16/F 16樓
The thickness of the floor slabs (excluding plaster) of each residential property (mm) 每個住宅物業的樓板 (不包括灰泥) 的厚度 (毫米)	Tower 1 第1座	A	150, 175, 225, 300
The floor-to-floor height of each residential property (mm) 每個住宅物業的層與層之間的高度 (毫米)			3000, 3075, 3100, 3125, 3175, 3200, 3225, 3275, 3475

The internal areas of the residential properties on the upper floors will generally be slightly larger than those on the lower floors because of the reducing thickness of the structural walls on the upper floors.
因住宅物業的較高樓層的結構牆的厚度遞減，較高樓層的內部面積，一般比較低樓層的內部面積稍大。

Notes:
1. The dimensions on the floor plan are all structural dimension in millimetres.
2. Please refer to pages 20 - 21 of this sales brochure for legend of the terms and abbreviations in studying the floor plans of residential properties in the Development.

備註：
1. 樓面平面圖所列之尺寸為以毫米標示之建築結構尺寸。
2. 請參閱本售樓説明書第20-21頁的名詞及簡稱之圖例以協助閱讀發展項目的住宅物業的樓面平面圖。

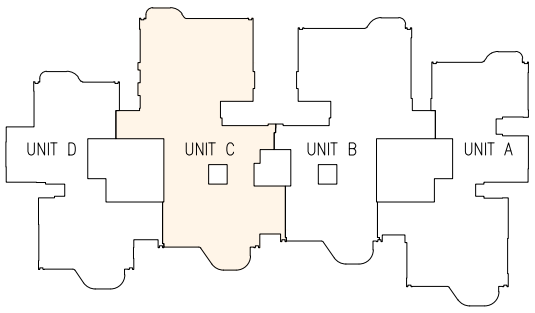

Tower 2
第2座

Tower 1
第1座

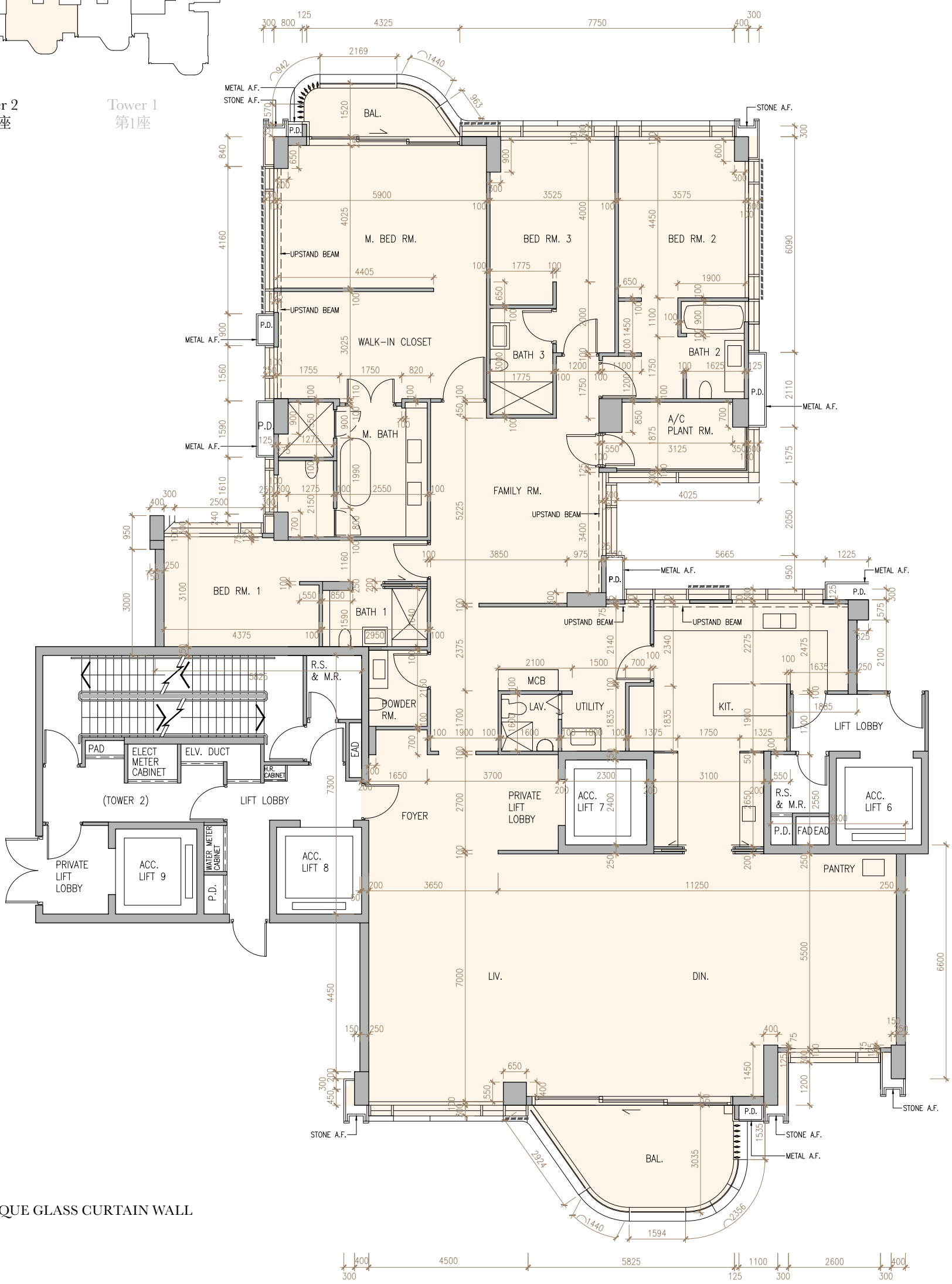

OPAQUE GLASS CURTAIN WALL

UNIT C 16/F FLOOR PLAN
C 單位 16樓樓面平面圖

Scale 比例 0 4 8Metres/米

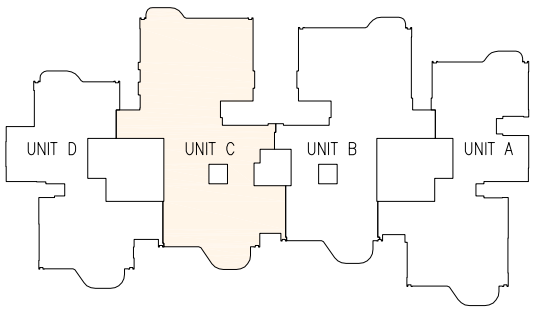

Tower 2
第2座

Tower 1
第1座

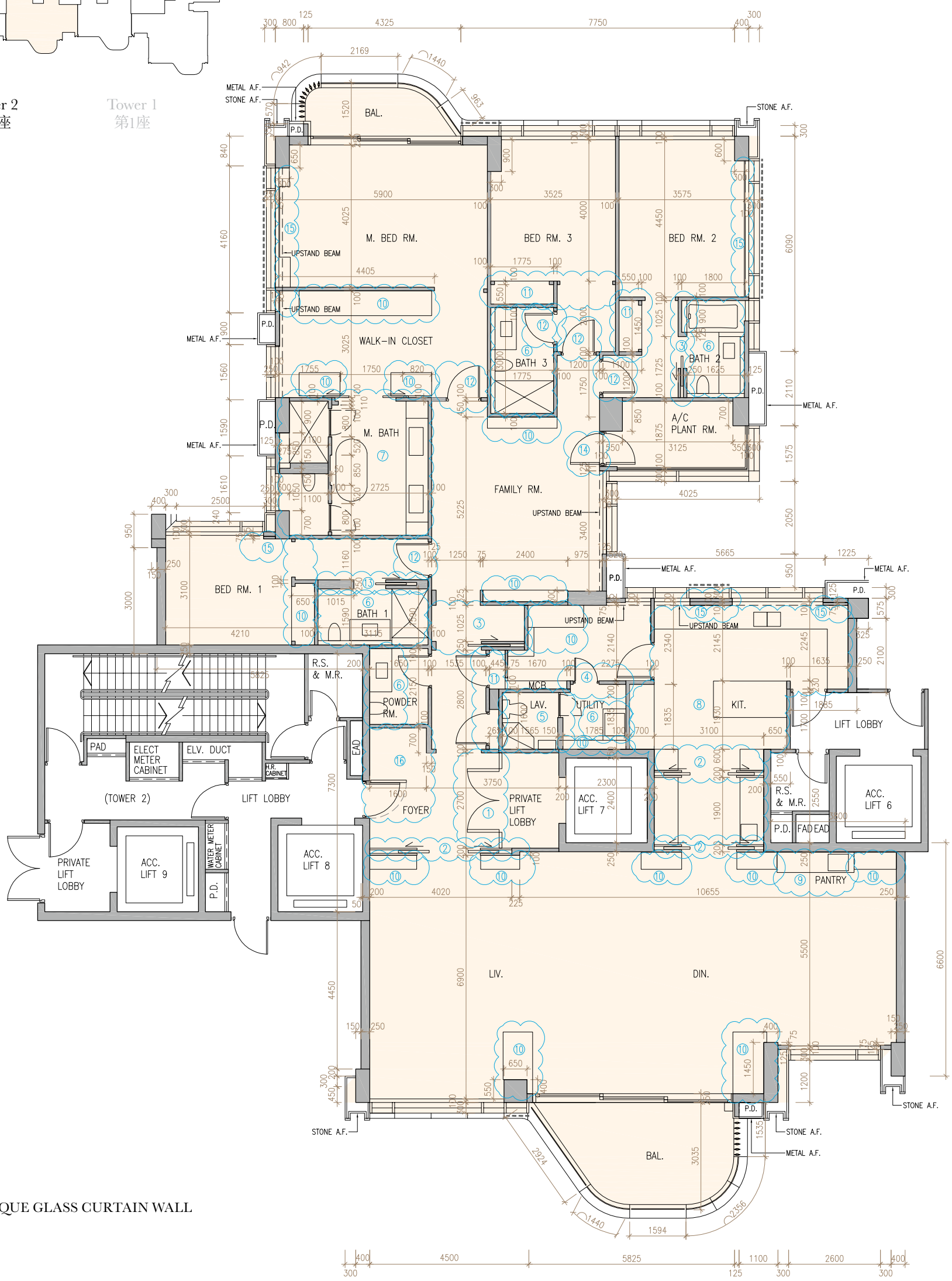

---------- OPAQUE GLASS CURTAIN WALL

UNIT C 16/F FLOOR PLAN SHOWING LATEST LAYOUT
C 單位 16樓現狀樓面平面圖

Note:
1. Please refer to page 50B of this sales brochure in studying items 1 - 16 minor works or exempted works under the Buildings Ordinance made in this unit as indicated with blue wavy line ( ).

備註：
1. 請參閱本售樓說明書第50B頁以協助閱讀本單位以藍色曲線 ( ) 顯示之有關第1 - 16項已完成的小型工程或獲《建築物條例》豁免的工程。

Scale 比例 0 4 8Metres/米

Minor works or exempted works under the Buildings Ordinance made in Unit C on 16/F of Tower 2:
第2座16樓C單位之已完成的小型工程或獲《建築物條例》豁免的工程：

1. Double swing door has been installed.
   安裝雙掩門。

2. Partition wall has been modified and double sliding door has been installed.
   修改原有間牆，安裝雙趟門。

3. Partition wall has been modified and sliding door has been installed.
   修改原有間牆，安裝趟門。

4. Partition wall has been modified and swing door has been installed.
   修改原有間牆，安裝掩門。

5. Partition wall has been modified and original sliding bi-folding door have been replaced by swing door. Original sanitary fittings have been replaced by sanitary fittings with different designs.
   修改原有間牆，原有趟摺門改為掩門。原有潔具以不同設計的潔具取代。

6. Original sanitary fittings have been replaced by sanitary fittings with different designs.
   原有潔具以不同設計的潔具取代。

7. Partition wall has been modified and original double swing door have been replaced by double sliding door. Original sanitary fittings have been replaced by sanitary fittings with different designs.
   修改原有間牆，原有雙掩門改為雙趟門。原有潔具以不同設計的潔具取代。

8. Original kitchen setting has been replaced by kitchen setting with a different design.
   原有廚房設置以不同設計的廚房設置取代。

9. Original pantry setting has been replaced by pantry setting with a different design.
   原有備餐間設置以不同設計的備餐間設置取代。

10. Full-height cabinet has been installed.
    安裝全高櫃。

11. Partition wall and full-height cabinet has been installed.
    安裝間牆及全高櫃。

12. Partition wall and swing door has been modified.
    修改原有間牆及掩門。

13. Partition wall and sliding door has been modified.
    修改原有間牆及趟門。

14. Original door swing direction has been mirrored.
    對調原有掩門方向。

15. Furring wall has been installed.
    安裝飾面牆。

16. Partition wall has been modified and swing door has been installed.
    修改原有間牆，安裝掩門。

	Tower 座數	Unit 單位	16/F 16樓
The thickness of the floor slabs (excluding plaster) of each residential property (mm) 每個住宅物業的樓板 (不包括灰泥) 的厚度 (毫米)	Tower 2 第2座	C	150, 175, 200, 225, 325
The floor-to-floor height of each residential property (mm) 每個住宅物業的層與層之間的高度 (毫米)			3025, 3125, 3150, 3175, 3200, 3225, 3475

The internal areas of the residential properties on the upper floors will generally be slightly larger than those on the lower floors because of the reducing thickness of the structural walls on the upper floors.
因住宅物業的較高樓層的結構牆的厚度遞減，較高樓層的內部面積，一般比較低樓層的內部面積稍大。

Notes:
1. The dimensions on the floor plan are all structural dimension in millimetres.
2. Please refer to pages 20 - 21 of this sales brochure for legend of the terms and abbreviations in studying the floor plans of residential properties in the Development.

備註：
1. 樓面平面圖所列之尺寸為以毫米標示之建築結構尺寸。
2. 請參閱本售樓説明書第20-21頁的名詞及簡稱之圖例以協助閱讀發展項目的住宅物業的樓面平面圖。

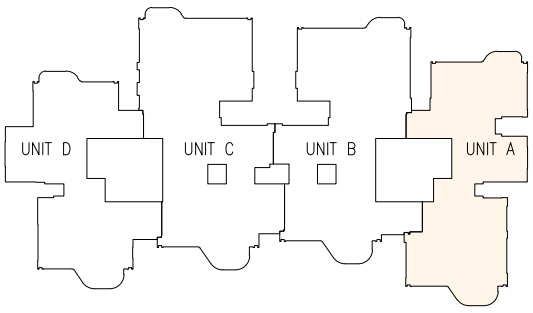

Tower 2
第2座

Tower 1
第1座

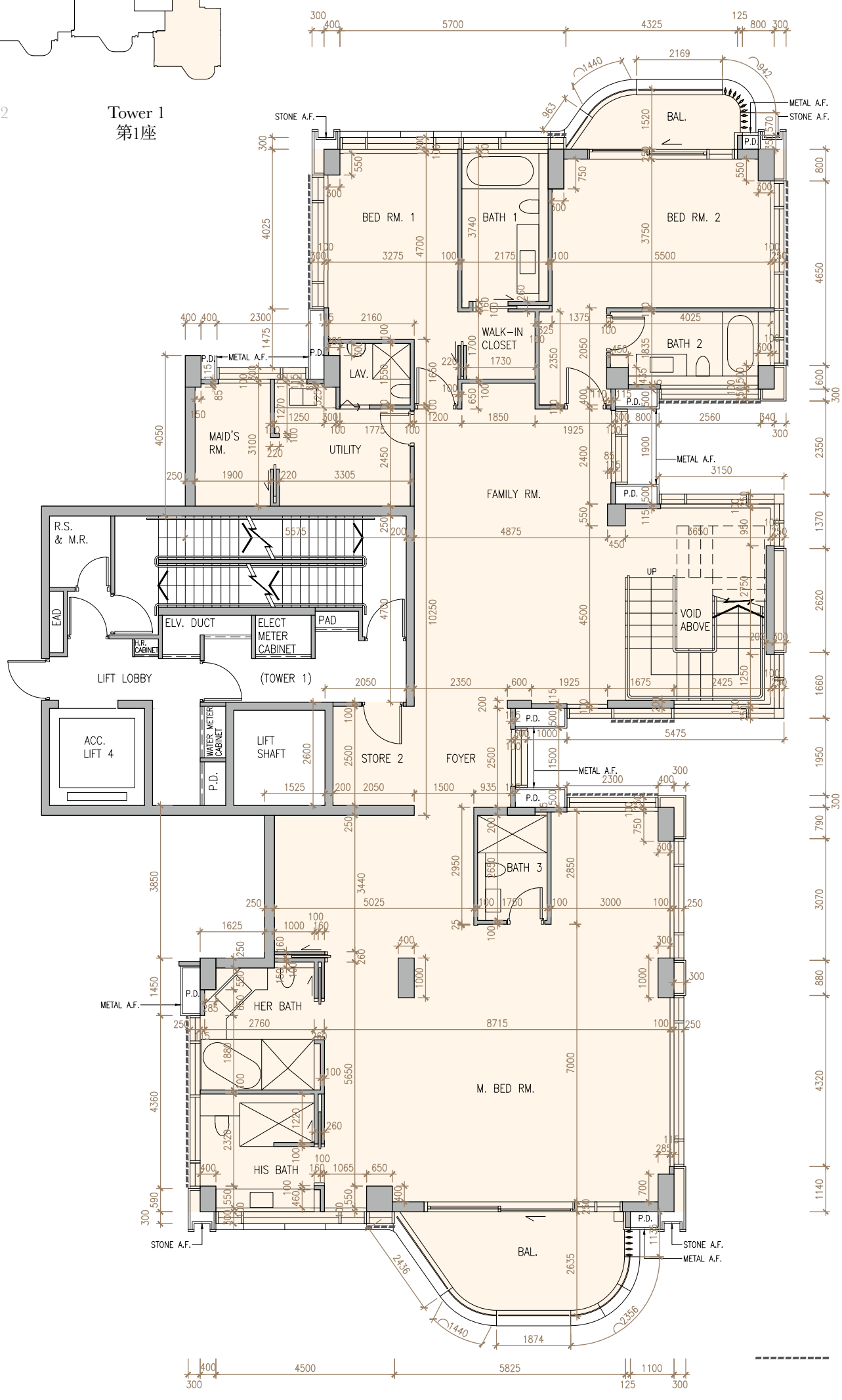

PENTHOUSE A 18/F FLOOR PLAN
頂層單位 A 18樓樓面平面圖

Scale
比例
0 4 8Metres/米

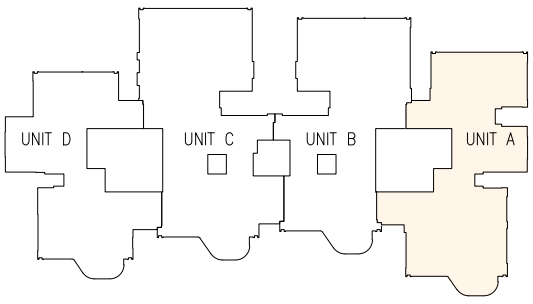

Tower 2
第2座

Tower 1
第1座

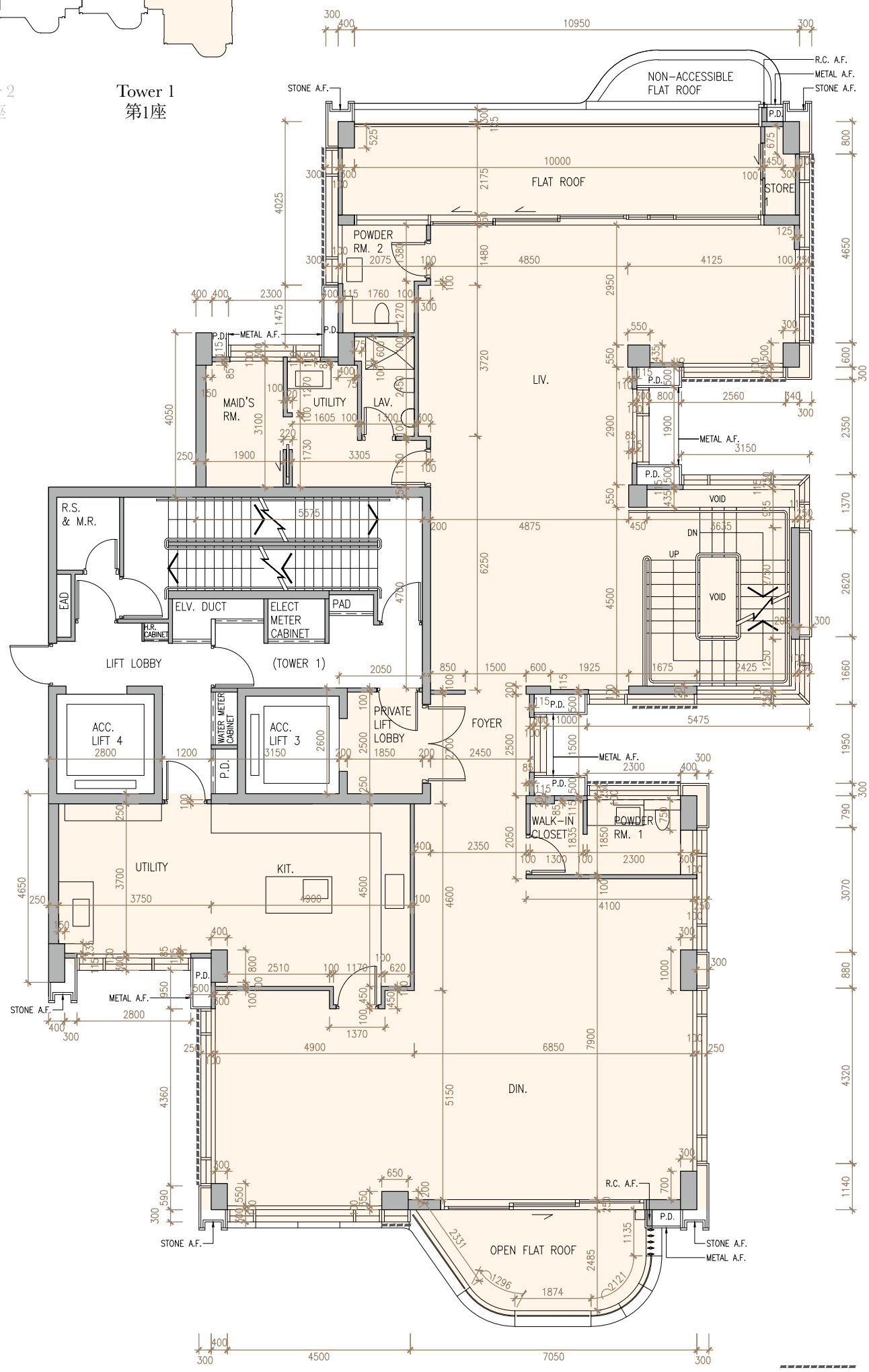

OPAQUE GLASS CURTAIN WALL

PENTHOUSE A 19/F FLOOR PLAN
頂層單位 A 19樓樓面平面圖

Scale 比例 0 4 8Metres/米

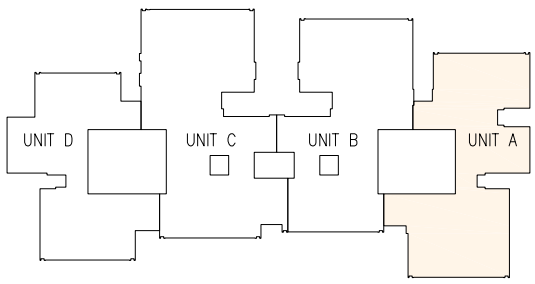

Tower 2
第2座

Tower 1
第1座

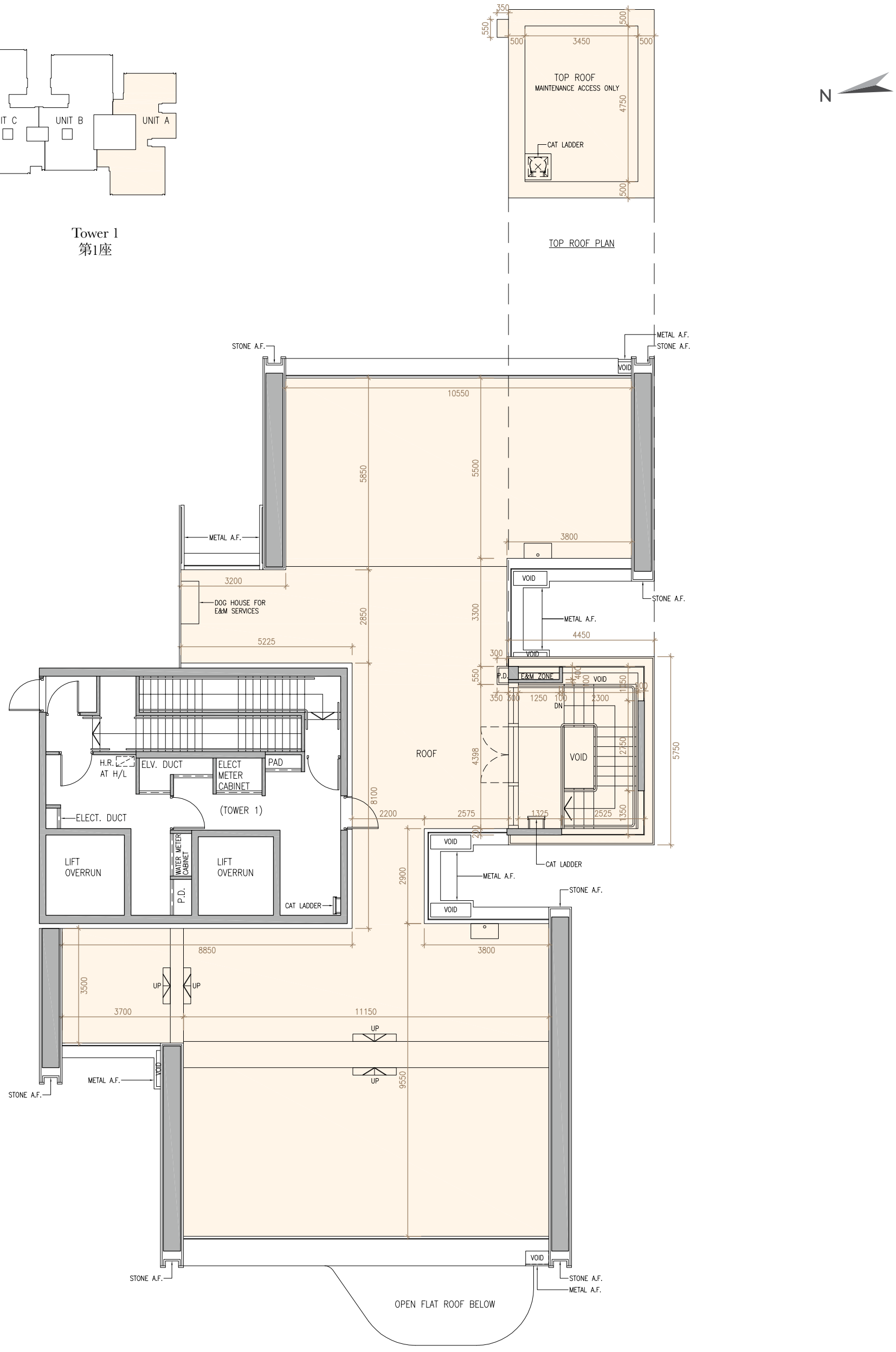

PENTHOUSE A ROOF FLOOR PLAN
頂層單位 A 天台樓面平面圖

Scale 比例 0 4 8Metres/米

	Tower 座數	Penthouse 頂層單位	18/F 18樓	19/F 19樓	Roof 天台
The thickness of the floor slabs (excluding plaster) of each residential property (mm) 每個住宅物業的樓板 (不包括灰泥) 的厚度 (毫米)	Tower 1 第1座	A	150, 175, 225, 300	200, 225, 300	N/A 不適用
The floor-to-floor height of each residential property (mm) 每個住宅物業的層與層之間的高度 (毫米)			3275, 3475	3475, 3675, 3725	N/A 不適用

The internal areas of the residential properties on the upper floors will generally be slightly larger than those on the lower floors because of the reducing thickness of the structural walls on the upper floors.
因住宅物業的較高樓層的結構牆的厚度遞減，較高樓層的內部面積，一般比較低樓層的內部面積稍大。

Notes:
1. The dimensions on the floor plan are all structural dimension in millimetres.
2. Please refer to pages 20 - 21 of this sales brochure for legend of the terms and abbreviations in studying the floor plans of residential properties in the Development.

備註：
1. 樓面平面圖所列之尺寸為以毫米標示之建築結構尺寸。
2. 請參閱本售樓説明書第20-21頁的名詞及簡稱之圖例以協助閱讀發展項目的住宅物業的樓面平面圖。

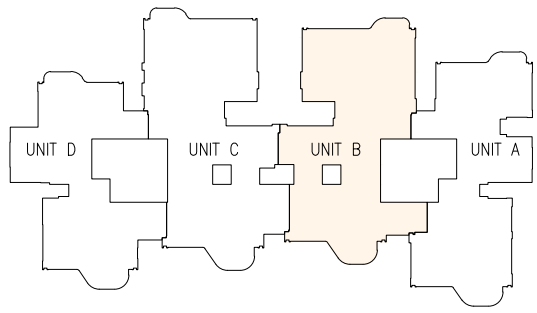

Tower 2
第2座

Tower 1
第1座

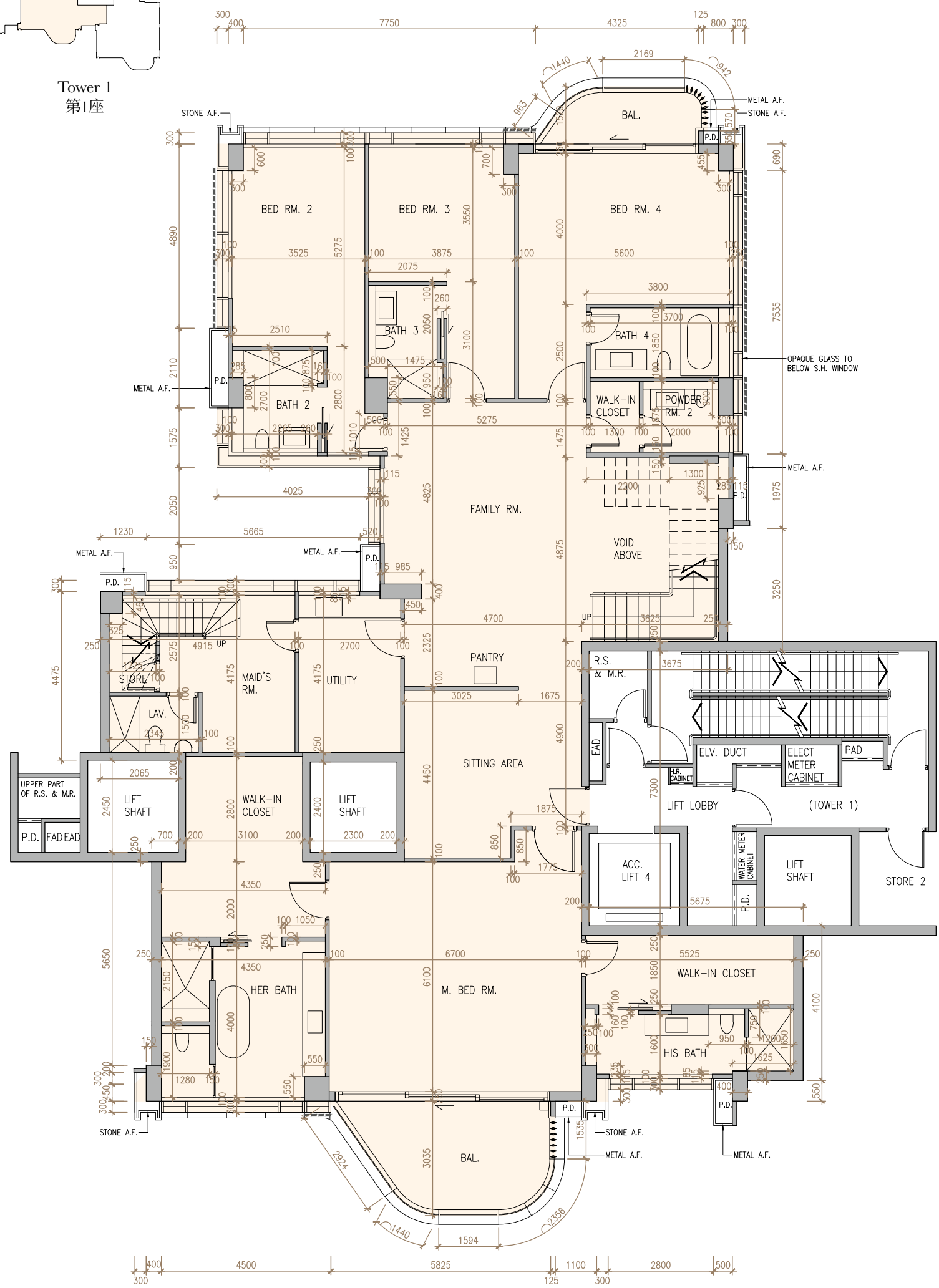

---------- OPAQUE GLASS CURTAIN WALL

PENTHOUSE B 18/F FLOOR PLAN
頂層單位 B 18樓樓面平面圖

Scale 比例 0 4 8Metres/米

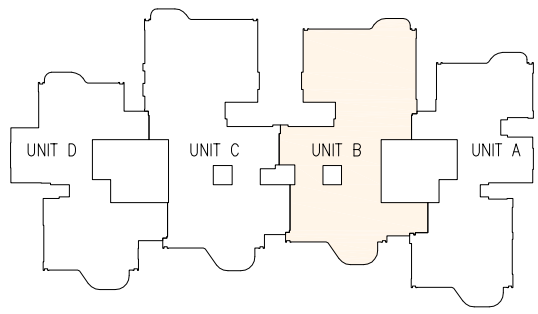

Tower 2
第2座

Tower 1
第1座

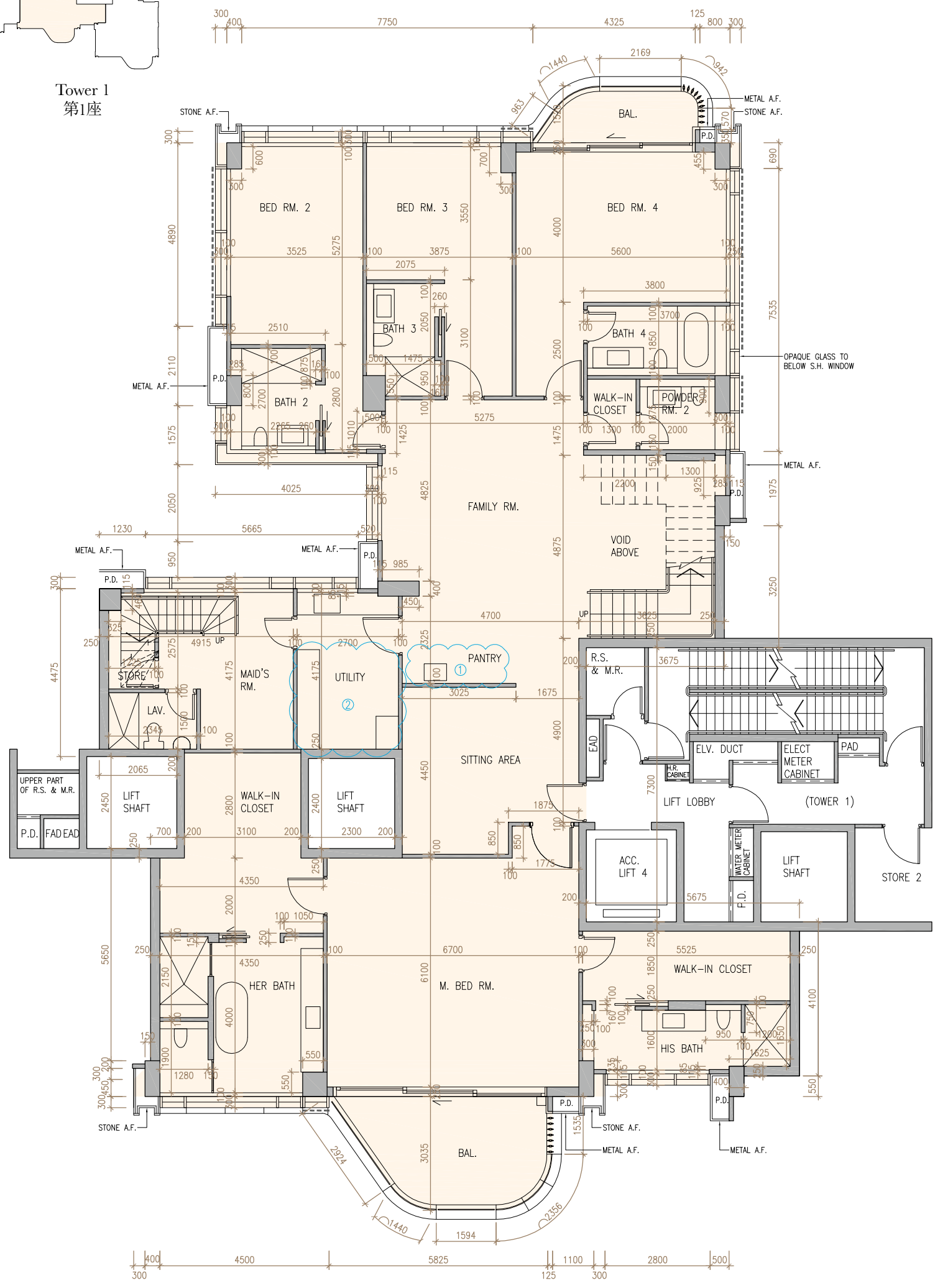

---------- OPAQUE GLASS CURTAIN WALL

PENTHOUSE B 18/F FLOOR PLAN SHOWING LATEST LAYOUT
頂層單位 B 18樓現狀平面圖

Note:
1. Please refer to page 56B of this sales brochure in studying items 1 - 2 minor works or exempted works under the Buildings Ordinance made in this unit as indicated with blue wavy line ( ).

備註：
1. 請參閱本售樓說明書第56B頁以協助閱讀本單位以藍色曲線 ( ) 顯示之有關第1 - 2 項已完成的小型工程或獲《建築物條例》豁免的工程。

Scale 比例 0 4 8Metres/米

Minor works or exempted works under the Buildings Ordinance made in Penthouse B on 18/F of Tower 1:
第1座18樓頂層單位B之已完成的小型工程或獲《建築物條例》豁免的工程：

1. Sink unit has been shifted.
   洗滌盆移位。

2. Counter top has been installed.
   安裝工作台。

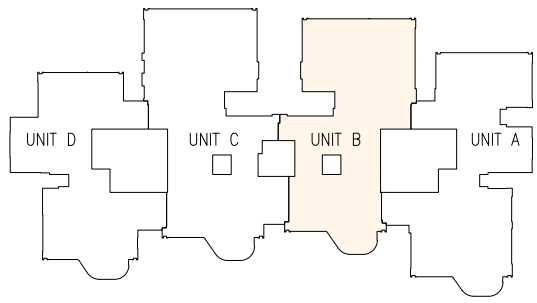

Tower 2
第2座

Tower 1
第1座

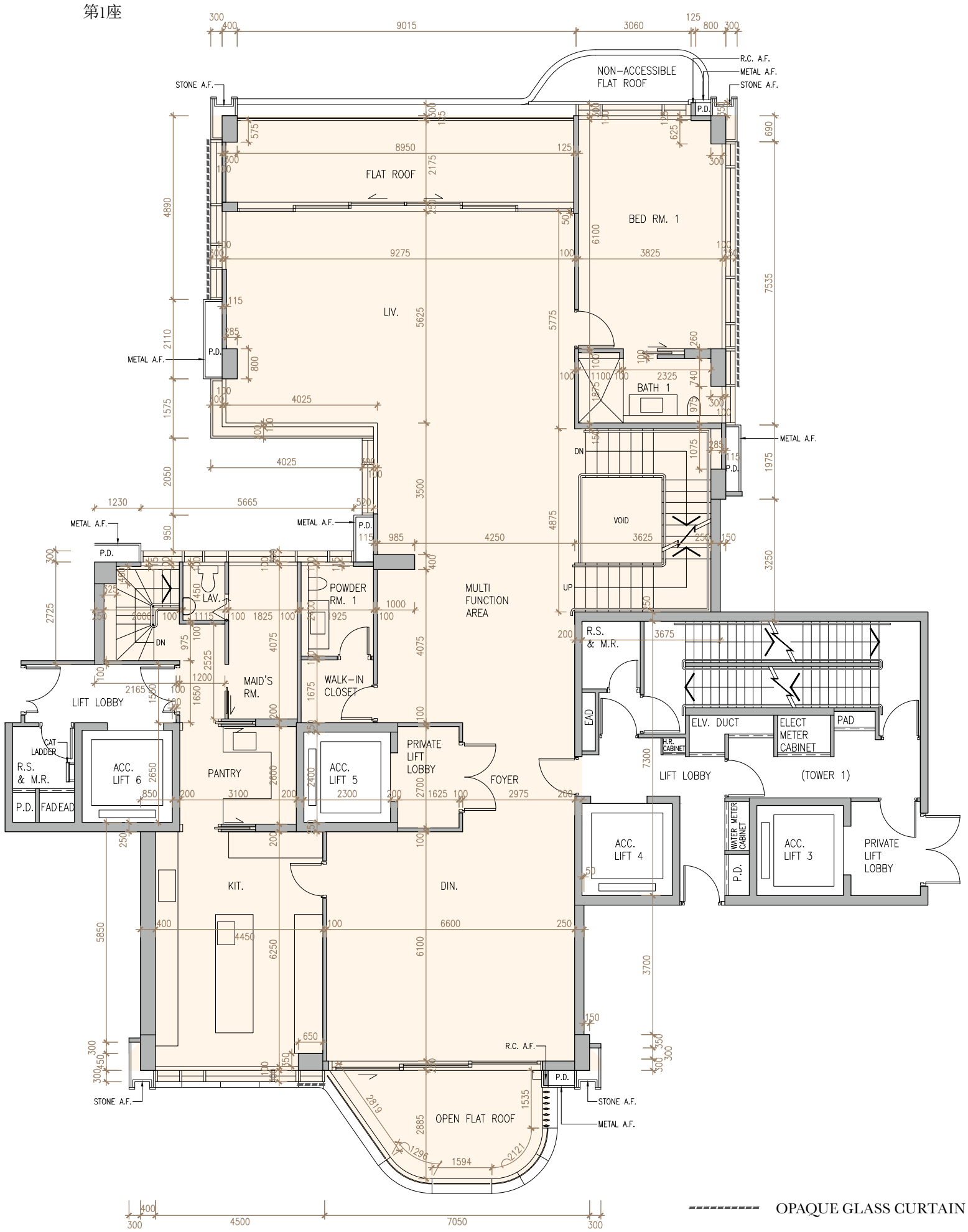

OPAQUE GLASS CURTAIN WALL

PENTHOUSE B 19/F FLOOR PLAN
頂層單位 B 19樓樓面平面圖

Scale 比例 0 4 8Metres/米

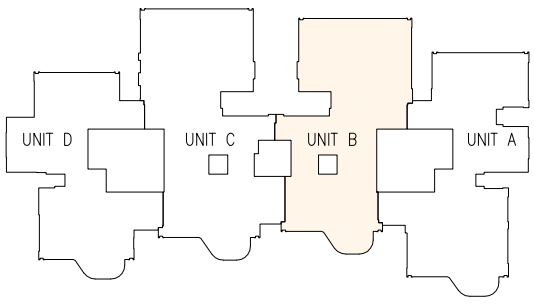

Tower 2
第2座

Tower 1
第1座

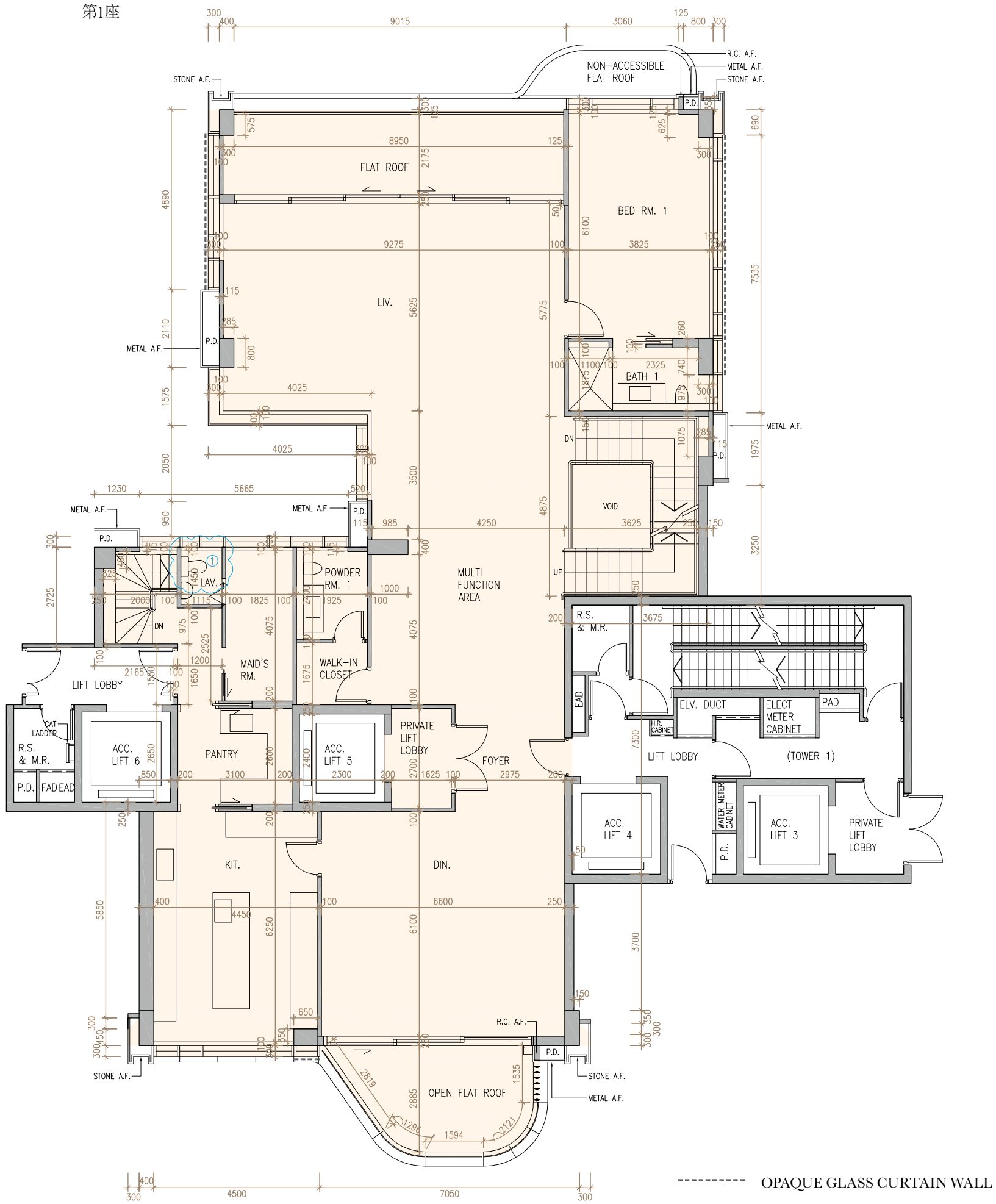

PENTHOUSE B 19/F FLOOR PLAN SHOWING LATEST LAYOUT
頂層單位 B 19樓現狀平面圖

Note:
1. Please refer to page 57B of this sales brochure in studying 1 minor work or exempted work under the Buildings Ordinance made in this unit as indicated with blue wavy line ( ).

備註：
1. 請參閱本售樓說明書第57B頁以協助閱讀本單位以藍色曲線( ) 顯示之有關 1 項已完成的小型工程或獲《建築物條例》豁免的工程。

Scale 比例 0 4 8Metres/米

Minor works or exempted works under the Buildings Ordinance made in Penthouse B on 19/F of Tower 1:
第1座19樓頂層單位B之已完成的小型工程或獲《建築物條例》豁免的工程：

1. Water closet has been shifted.
   座廁移位。

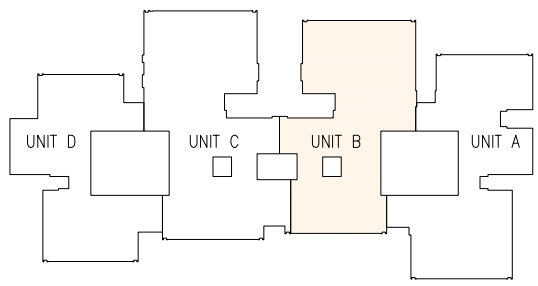

Tower 2
第2座

Tower 1
第1座

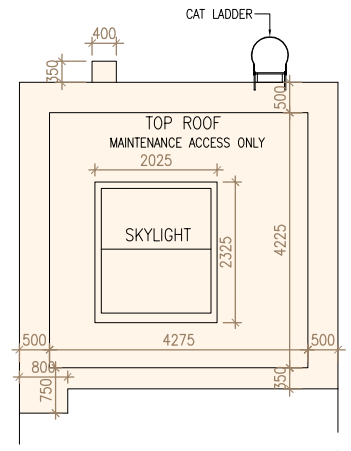

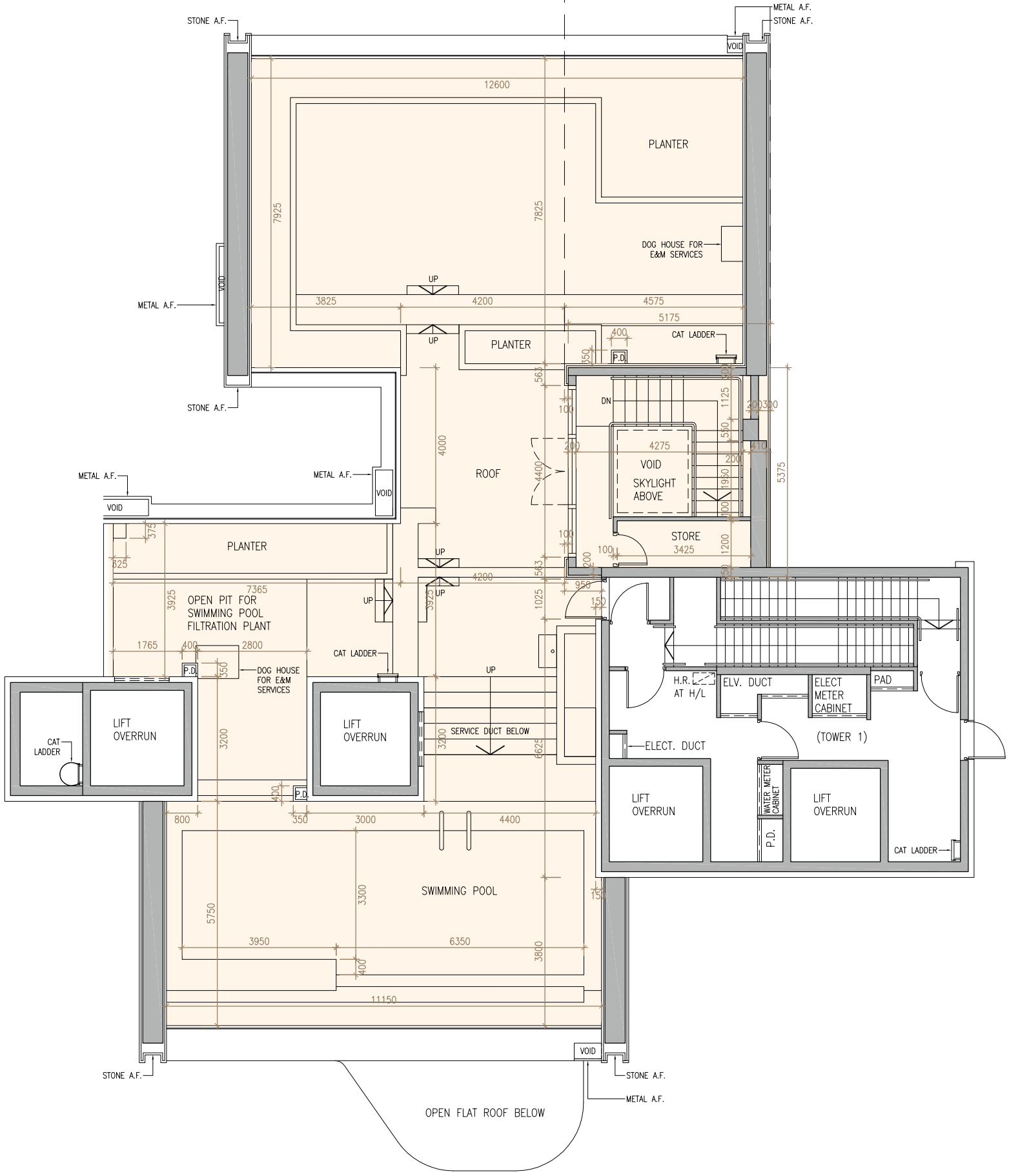

PENTHOUSE B ROOF FLOOR PLAN
頂層單位 B 天台樓面平面圖

Scale 比例 0 4 8Metres/米

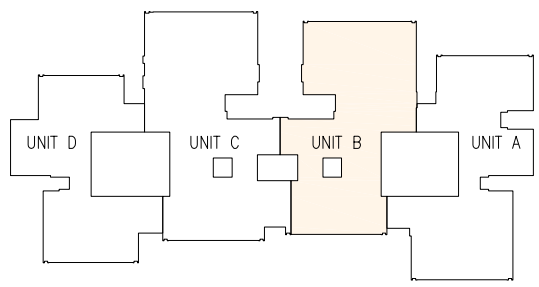

Tower 2
第2座

Tower 1
第1座

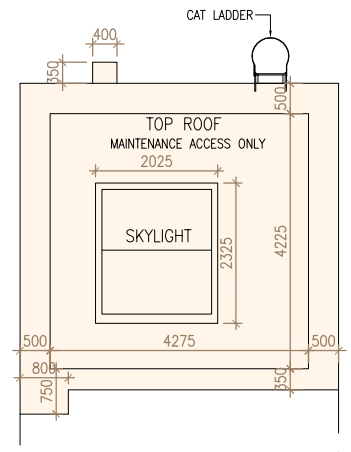

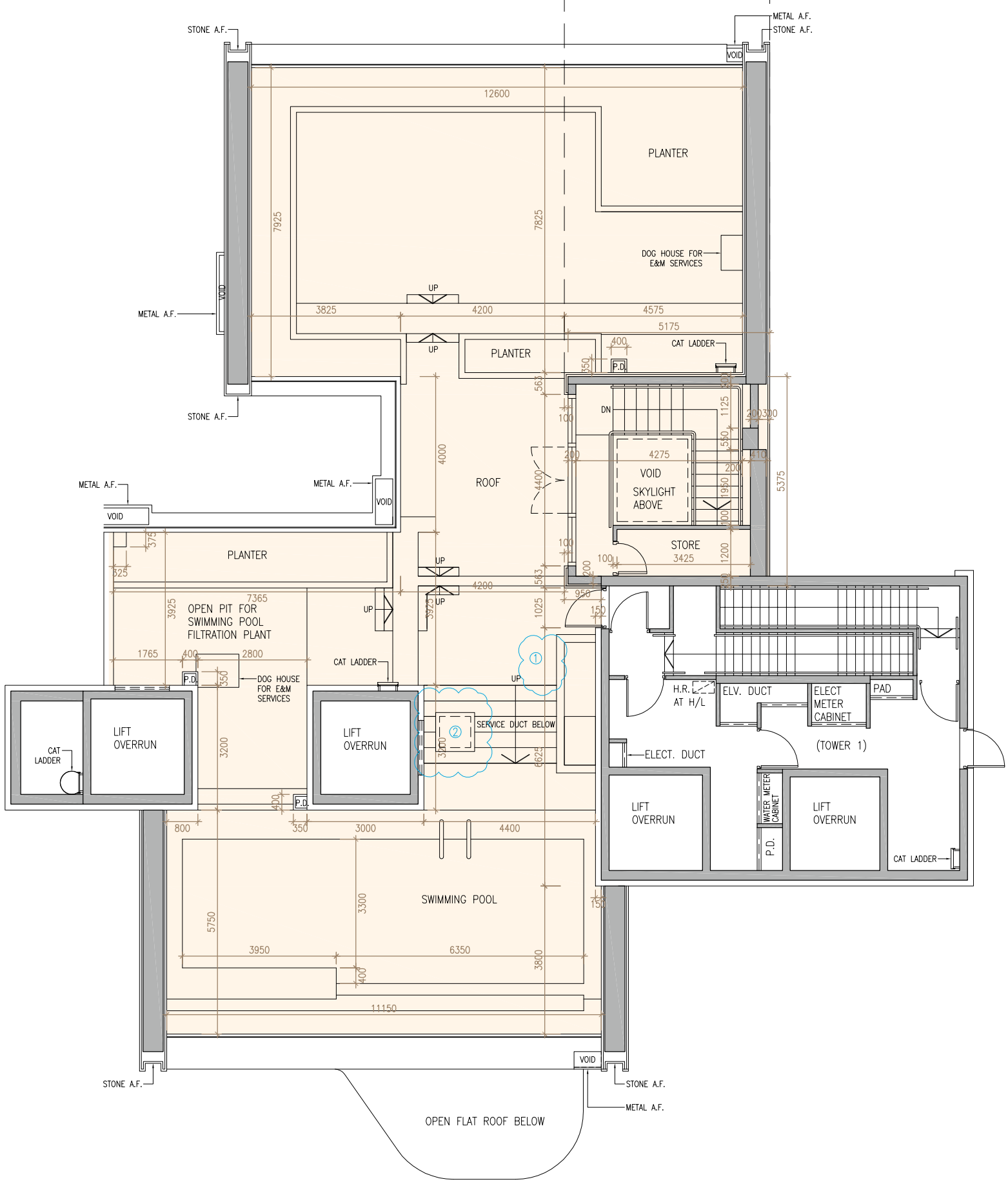

PENTHOUSE B ROOF FLOOR PLAN SHOWING LATEST LAYOUT
頂層單位 B 天台現狀平面圖

Note:
1. Please refer to page 58B of this sales brochure in studying items 1 - 2 minor works or exempted works under the Buildings Ordinance made in this unit as indicated with blue wavy line ( ).

備註：
1. 請參閱本售樓說明書第58B頁以協助閱讀本單位以藍色曲線（ ）顯示之有關第 1 - 2 項已完成的小型工程或獲《建築物條例》豁免的工程。

Scale 比例 0 4 8Metres/米

Minor works or exempted works under the Buildings Ordinance made in Penthouse B on Roof of Tower 1:
第1座天台頂層單位B之已完成的小型工程或獲《建築物條例》豁免的工程：

1. Original sink unit has been omitted.
   刪除原有洗滌盆。

2. Hatch door for maintenance access has been installed.
   安裝生口蓋門作維修用途。

	Tower 座數	Penthouse 頂層單位	18/F 18樓	19/F 19樓	Roof 天台
The thickness of the floor slabs (excluding plaster) of each residential property (mm) 每個住宅物業的樓板 (不包括灰泥) 的厚度 (毫米)	Tower 1 第1座	B	150, 175, 200, 250, 325	200, 250	200
The floor-to-floor height of each residential property (mm) 每個住宅物業的層與層之間的高度 (毫米)			3125, 3175, 3275, 3475	3475, 3675	3150

The internal areas of the residential properties on the upper floors will generally be slightly larger than those on the lower floors because of the reducing thickness of the structural walls on the upper floors.
因住宅物業的較高樓層的結構牆的厚度遞減，較高樓層的內部面積，一般比較低樓層的內部面積稍大。

Notes:
1. The dimensions on the floor plan are all structural dimension in millimetres.
2. Please refer to pages 20 - 21 of this sales brochure for legend of the terms and abbreviations in studying the floor plans of residential properties in the Development.

備註：
1. 樓面平面圖所列之尺寸為以毫米標示之建築結構尺寸。
2. 請參閱本售樓説明書第20-21頁的名詞及簡稱之圖例以協助閱讀發展項目的住宅物業的樓面平面圖。

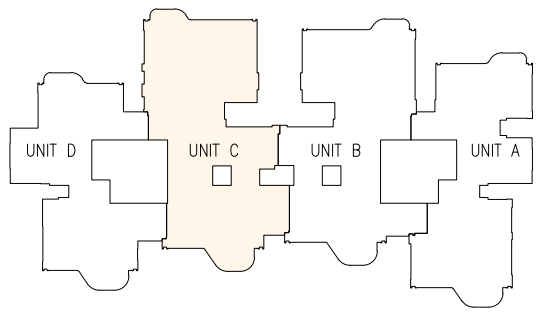

Tower 2
第2座

Tower 1
第1座

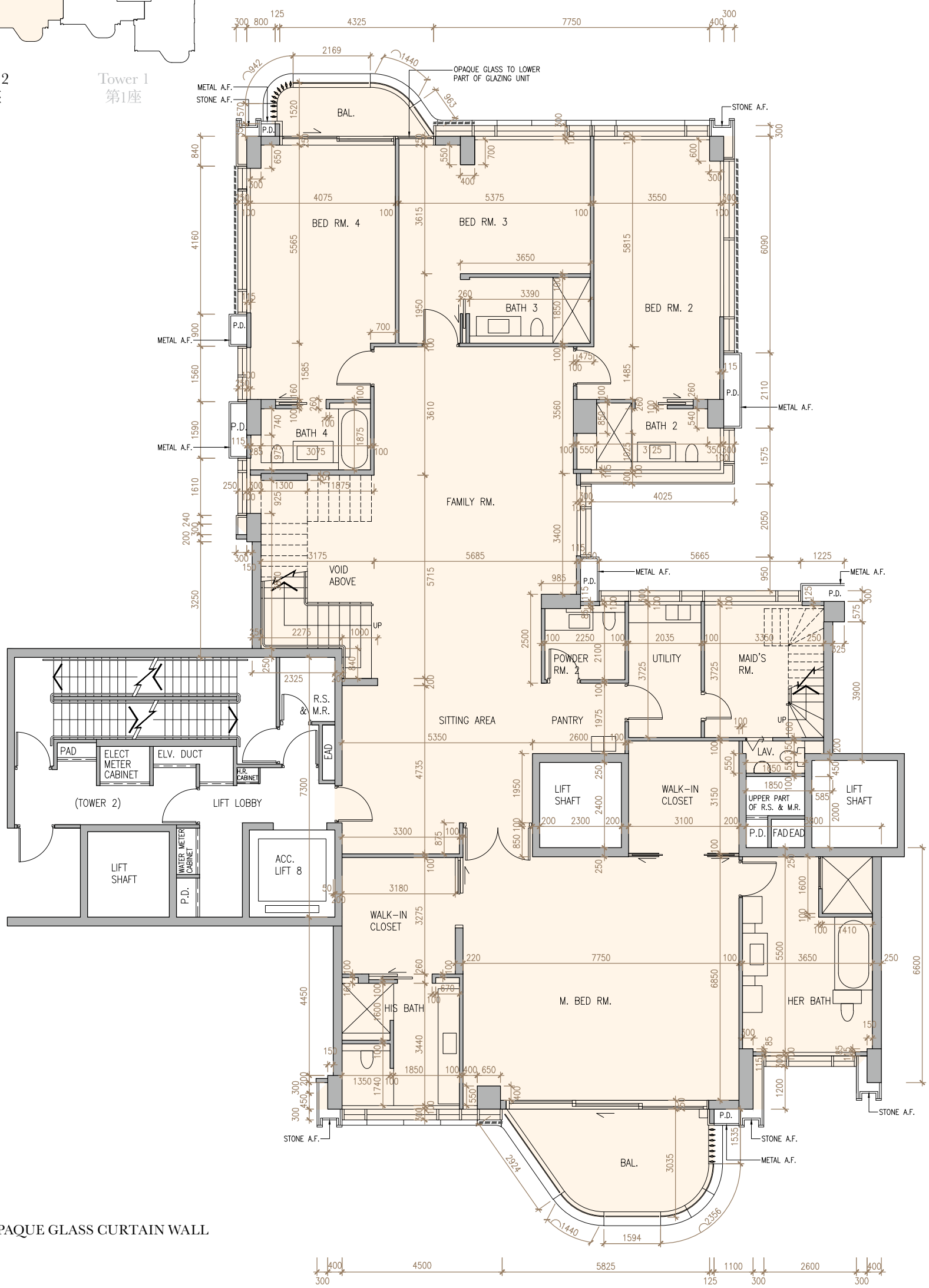

---------- OPAQUE GLASS CURTAIN WALL

PENTHOUSE C 18/F FLOOR PLAN
頂層單位 C 18樓樓面平面圖

Scale 比例 0 4 8Metres/米

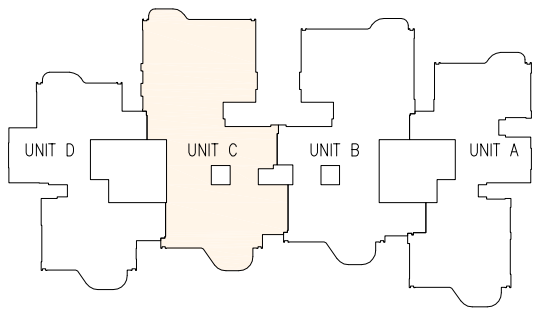

Tower 2
第2座

Tower 1
第1座

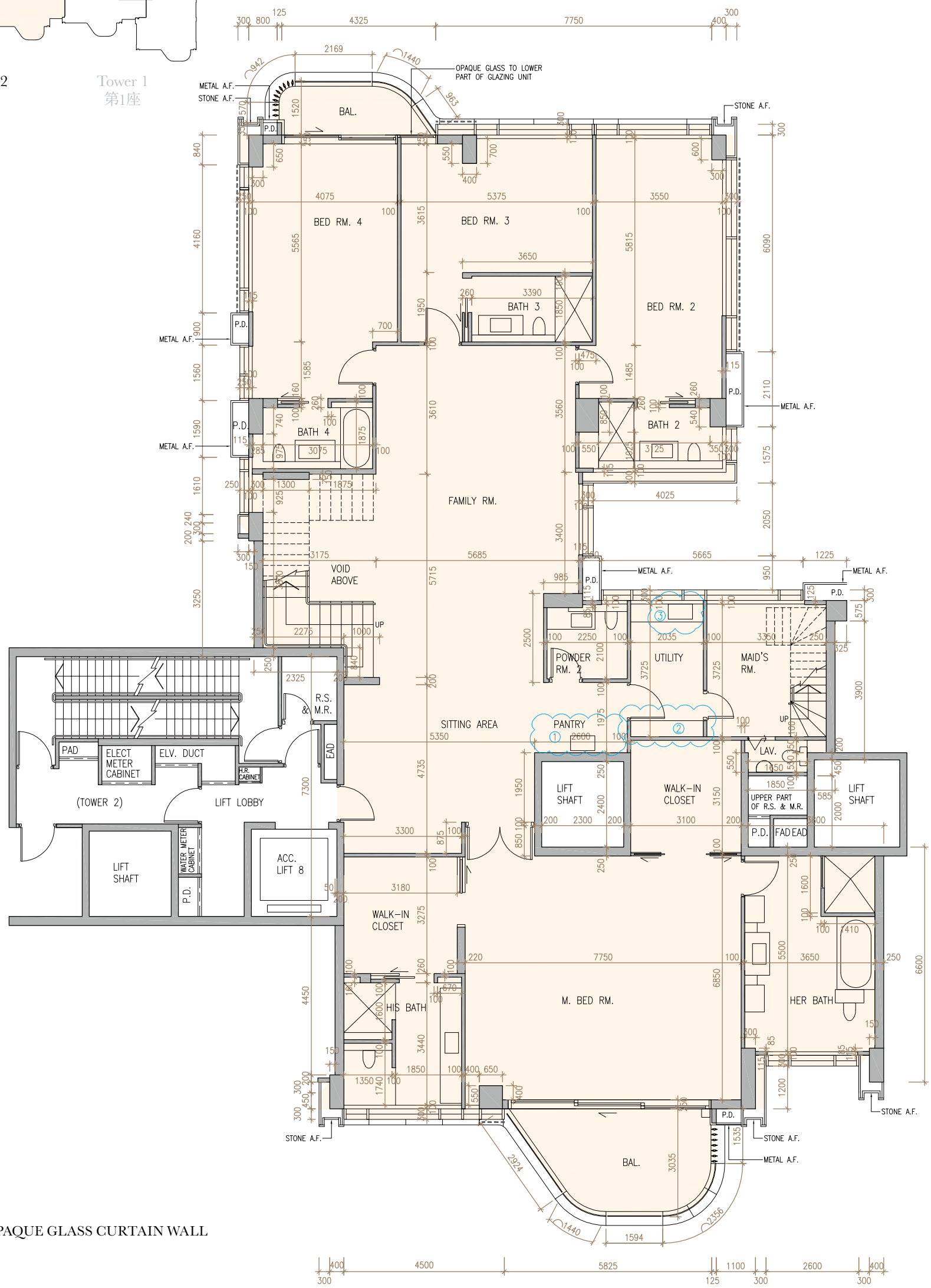

---------- OPAQUE GLASS CURTAIN WALL

PENTHOUSE C 18/F FLOOR PLAN SHOWING LATEST LAYOUT
頂層單位 C 18樓現狀平面圖

Note:
1. Please refer to page 60B of this sales brochure in studying items 1 - 3 minor works or exempted works under the Buildings Ordinance made in this unit as indicated with blue wavy line ( ).

備註：
1. 請參閱本售樓說明書第60B頁以協助閱讀本單位以藍色曲線 ( ) 顯示之有關第 1 - 3 項已完成的小型工程或獲《建築物條例》豁免的工程。

Scale 比例 0 4 8Metres/米

Minor works or exempted works under the Buildings Ordinance made in Penthouse C on 18/F of Tower 2:
第2座18樓頂層單位C之已完成的小型工程或獲《建築物條例》豁免的工程：

1. Sink unit has been shifted.
   洗滌盆移位。

2. Counter top has been installed.
   安裝工作台。

3. Original sink unit has been replaced by sink unit with different design.
   原有洗滌盆以不同設計的洗滌盆取代。

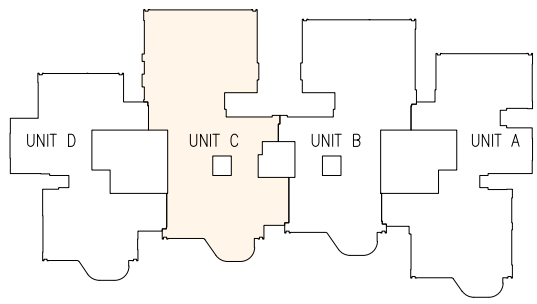

Tower 2
第2座

Tower 1
第1座

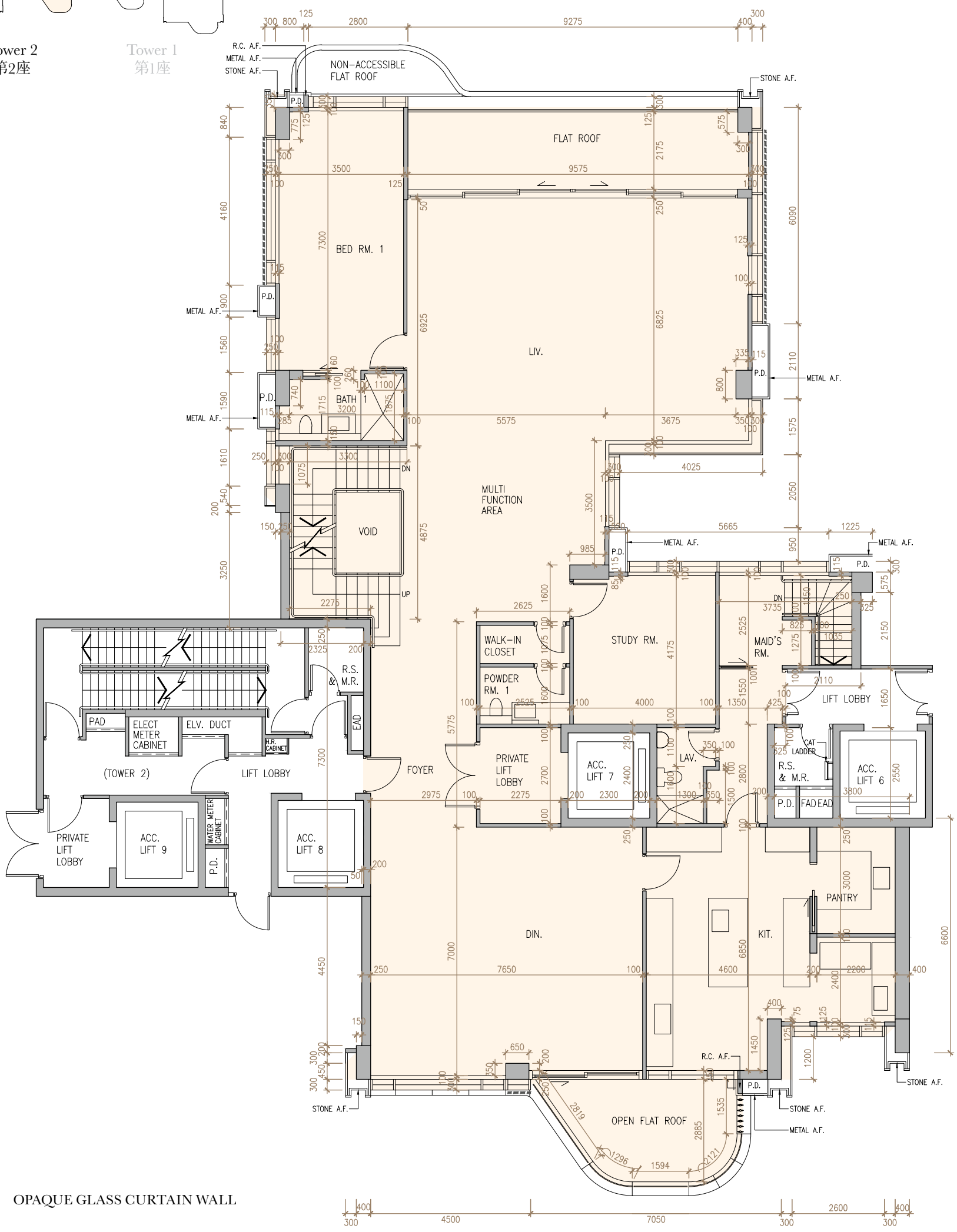

OPAQUE GLASS CURTAIN WALL

PENTHOUSE C 19/F FLOOR PLAN
頂層單位 C 19樓樓面平面圖

Scale 比例 0 4 8Metres/米

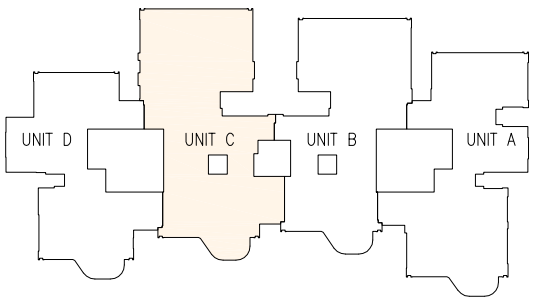

Tower 2
第2座

Tower 1
第1座

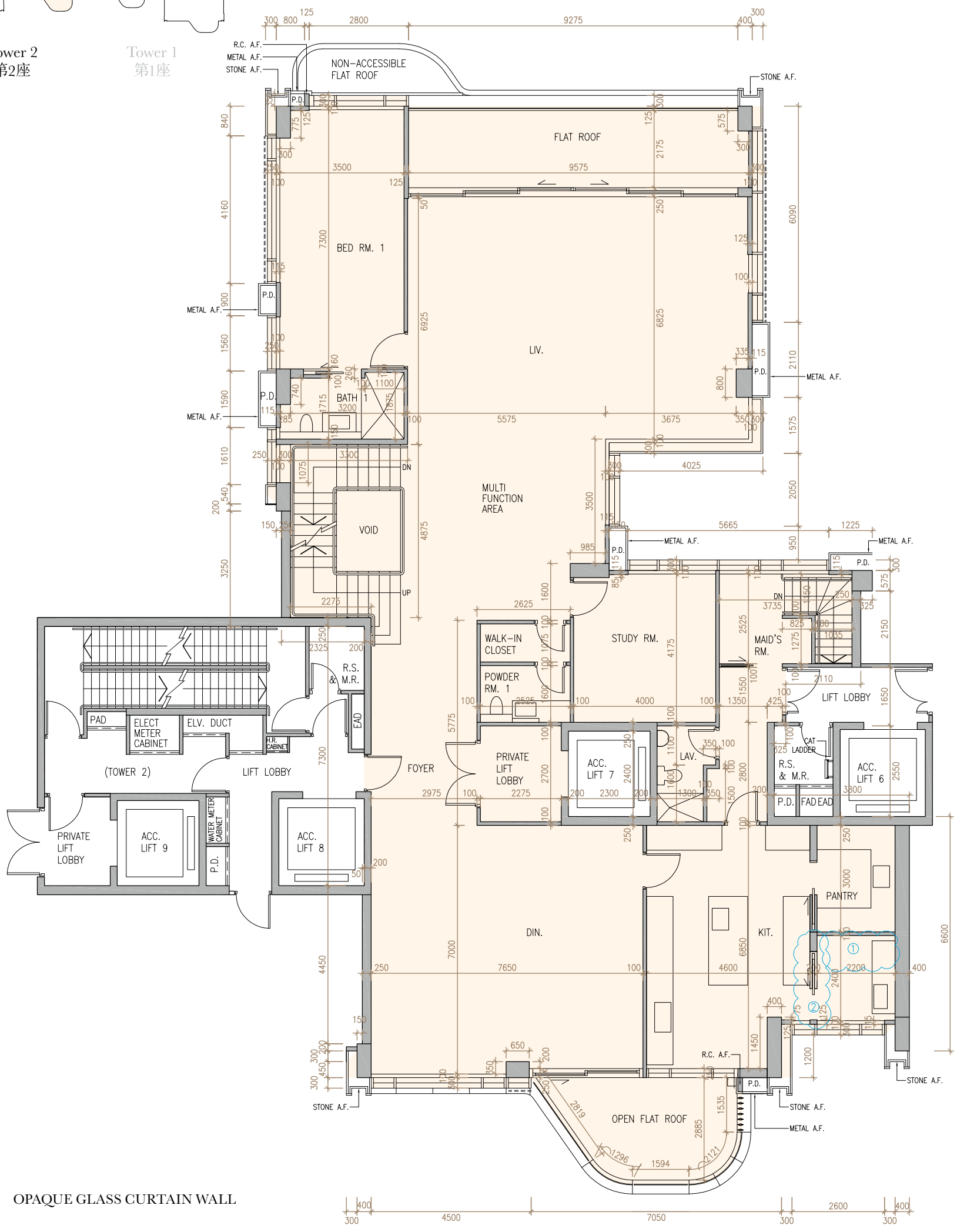

---------- OPAQUE GLASS CURTAIN WALL

PENTHOUSE C 19/F FLOOR PLAN SHOWING LATEST LAYOUT
頂層單位 C 19樓現狀平面圖

Note:
1. Please refer to page 61B of this sales brochure in studying items 1 - 2 minor works or exempted works under the Buildings Ordinance made in this unit as indicated with blue wavy line ( ).

備註：
1. 請參閱本售樓說明書第61B頁以協助閱讀本單位以藍色曲線 ( ) 顯示之有關第 1 - 2 項已完成的小型工程或獲《建築物條例》豁免的工程。

Scale 比例 0 4 8Metres/米

Minor works or exempted works under the Buildings Ordinance made in Penthouse C on 19/F of Tower 2:
第2座19樓頂層單位C之已完成的小型工程或獲《建築物條例》豁免的工程：

1. Original counter top has been replaced by counter top with different designs.
   原有工作台以不同設計的工作台取代。

2. Sliding door has been installed.
   安裝趟門。

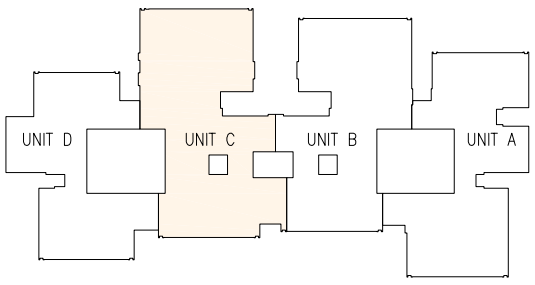

Tower 2
第2座

Tower 1
第1座

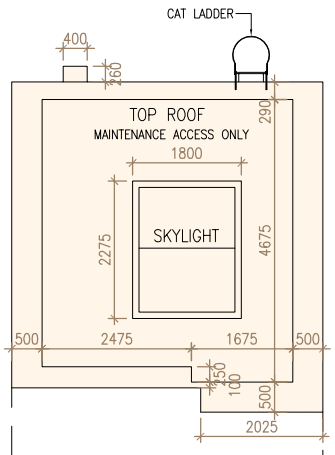

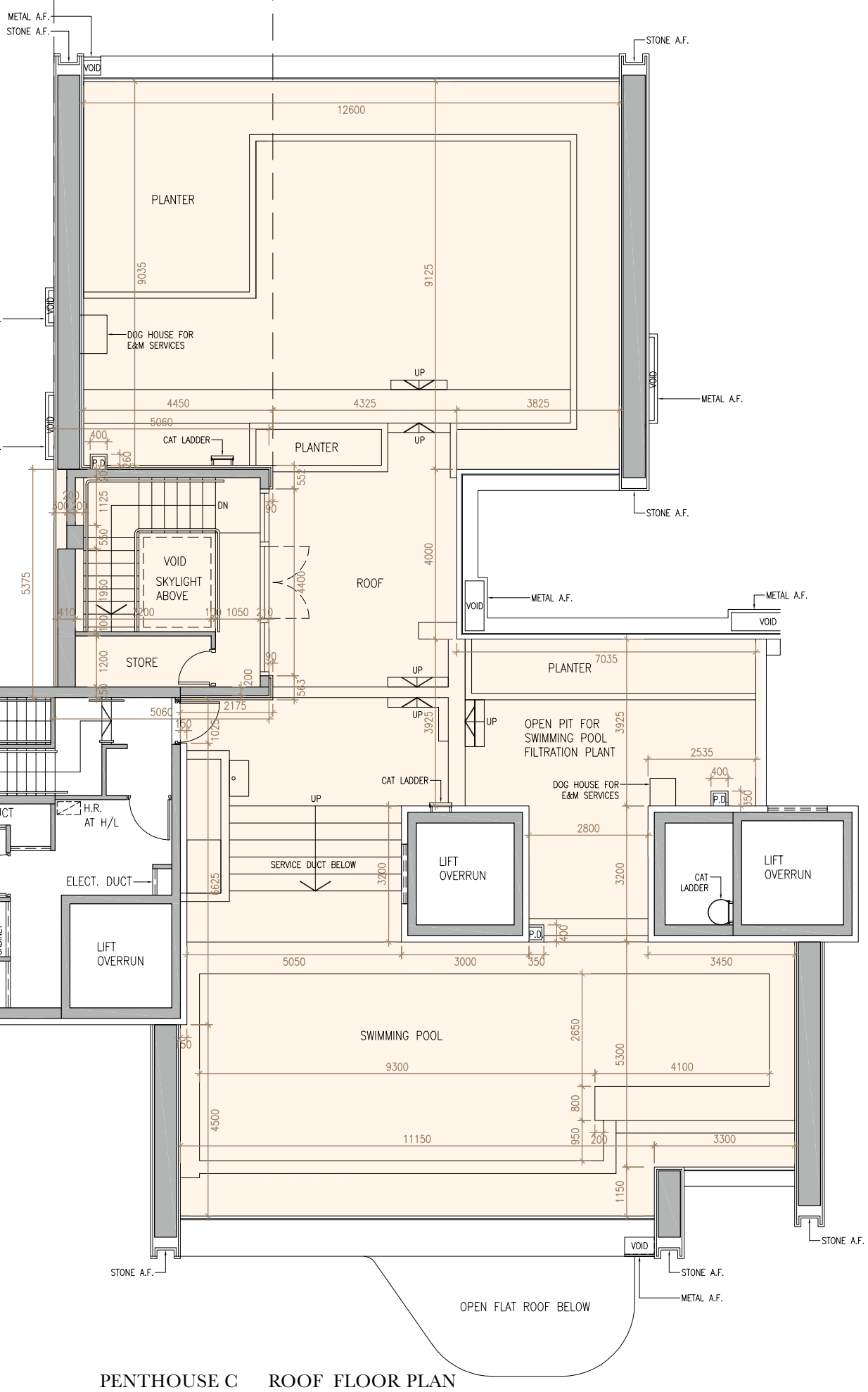

PENTHOUSE C ROOF FLOOR PLAN
頂層單位 C 天台樓面平面圖

Scale 比例 0 4 8Metres/米

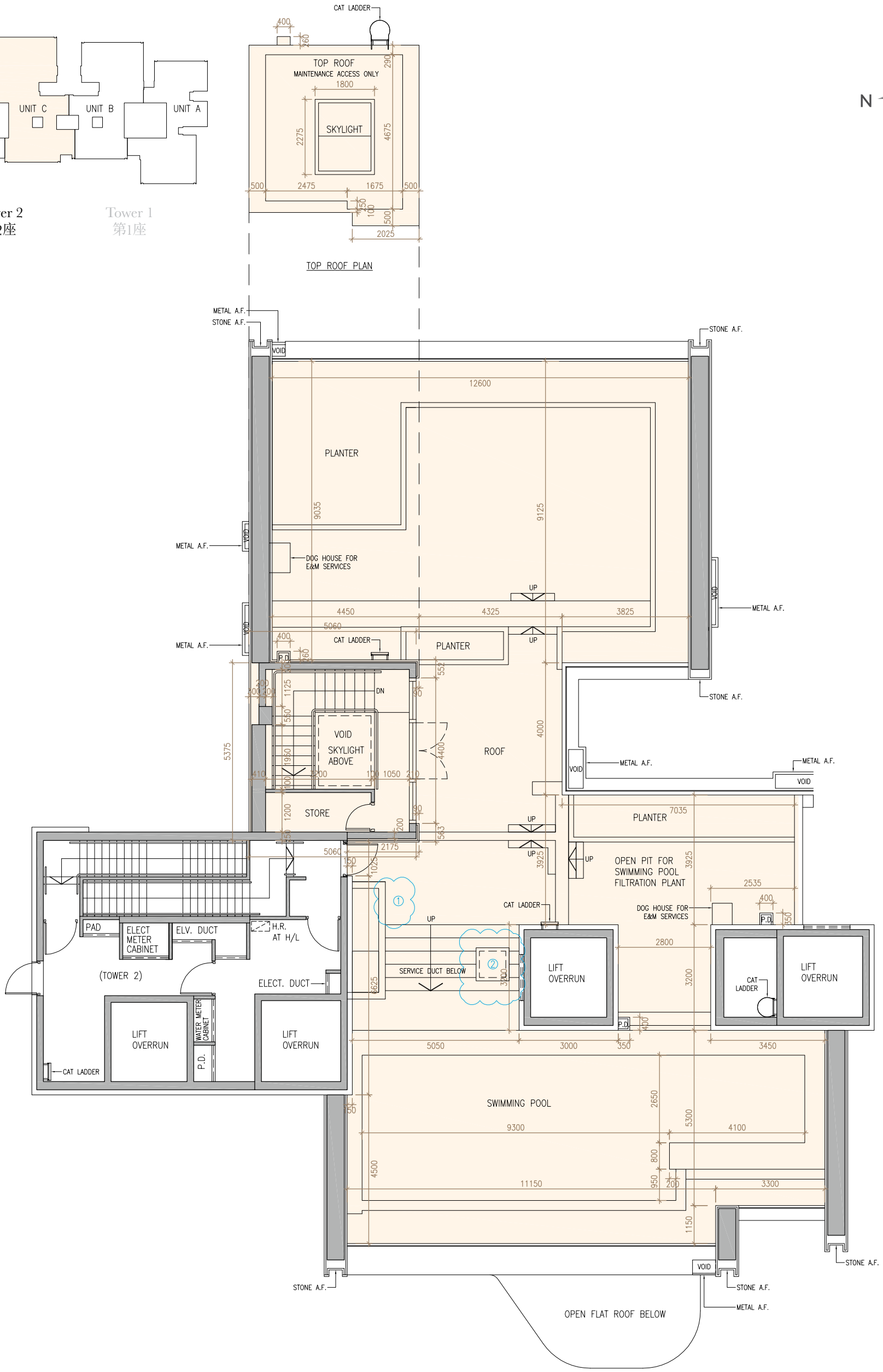

PENTHOUSE C ROOF FLOOR PLAN SHOWING LATEST LAYOUT
頂層單位 C 天台現狀平面圖

Scale 比例 0 4 8Metres/米

Note:
1. Please refer to page 62B of this sales brochure in studying items 1 - 2 minor works or exempted works under the Buildings Ordinance made in this unit as indicated with blue wavy line ( ).

備註：
1. 請參閱本售樓說明書第62B頁以協助閱讀本單位以藍色曲線（ ）顯示之有關第 1 - 2 項已完成的小型工程或獲《建築物條例》豁免的工程。

Minor works or exempted works under the Buildings Ordinance made in Penthouse C on Roof of Tower 2:
第2座天台頂層單位C之已完成的小型工程或獲《建築物條例》豁免的工程：

1. Original sink unit has been omitted.
   刪除原有洗滌盆。

2. Hatch door for maintenance access has been installed.
   安裝生口蓋門作維修用途。

	Tower 座數	Penthouse 頂層單位	18/F 18樓	19/F 19樓	Roof 天台
The thickness of the floor slabs (excluding plaster) of each residential property (mm) 每個住宅物業的樓板 (不包括灰泥) 的厚度 (毫米)	Tower 2 第2座	C	150, 175, 200, 275 325	200, 300	200
The floor-to-floor height of each residential property (mm) 每個住宅物業的層與層之間的高度 (毫米)			3125, 3275, 3475	3475, 3675	3150

The internal areas of the residential properties on the upper floors will generally be slightly larger than those on the lower floors because of the reducing thickness of the structural walls on the upper floors.
因住宅物業的較高樓層的結構牆的厚度遞減，較高樓層的內部面積，一般比較低樓層的內部面積稍大。

Notes:
1. The dimensions on the floor plan are all structural dimension in millimetres.
2. Please refer to pages 20 - 21 of this sales brochure for legend of the terms and abbreviations in studying the floor plans of residential properties in the Development.

備註：
1. 樓面平面圖所列之尺寸為以毫米標示之建築結構尺寸。
2. 請參閱本售樓説明書第20-21頁的名詞及簡稱之圖例以協助閱讀發展項目的住宅物業的樓面平面圖。

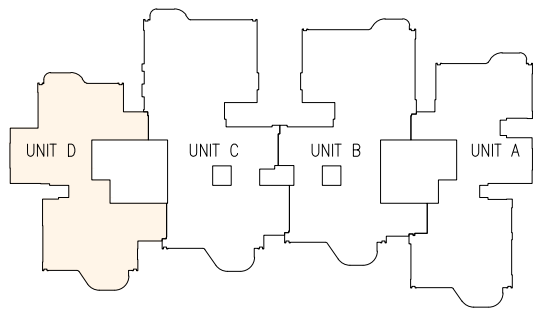

Tower 2
第2座

Tower 1
第1座

N

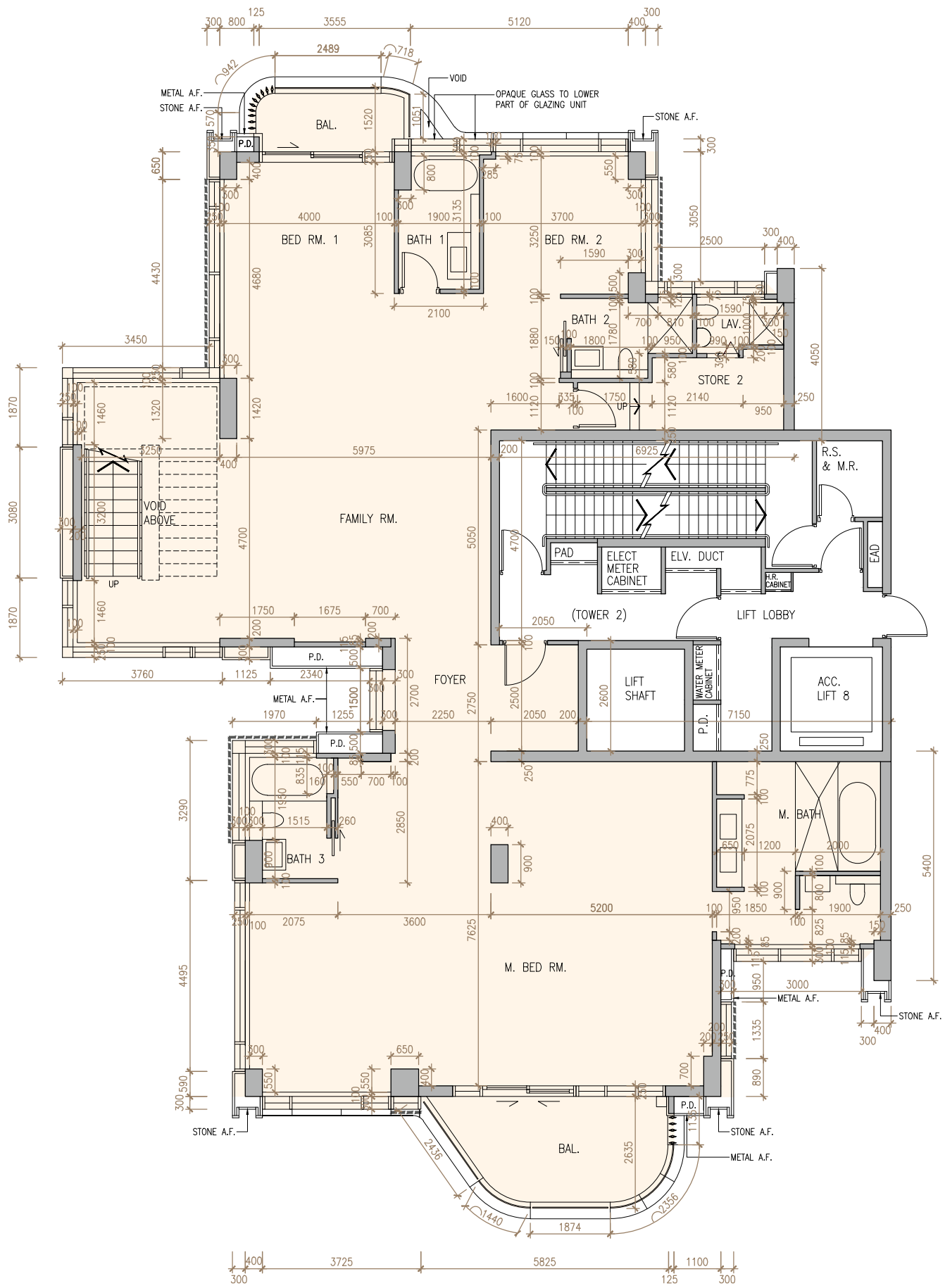

OPAQUE GLASS CURTAIN WALL

PENTHOUSE D 18/F FLOOR PLAN
頂層單位 D 18樓樓面平面圖

Scale
比例
0 4 8Metres/米

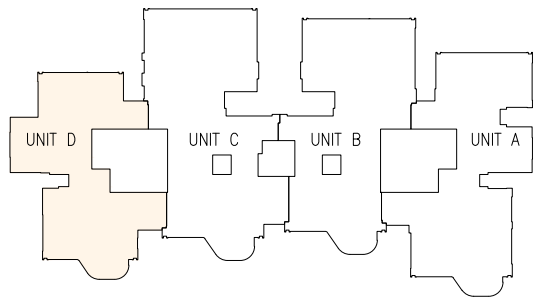

Tower 2
第2座

Tower 1
第1座

N

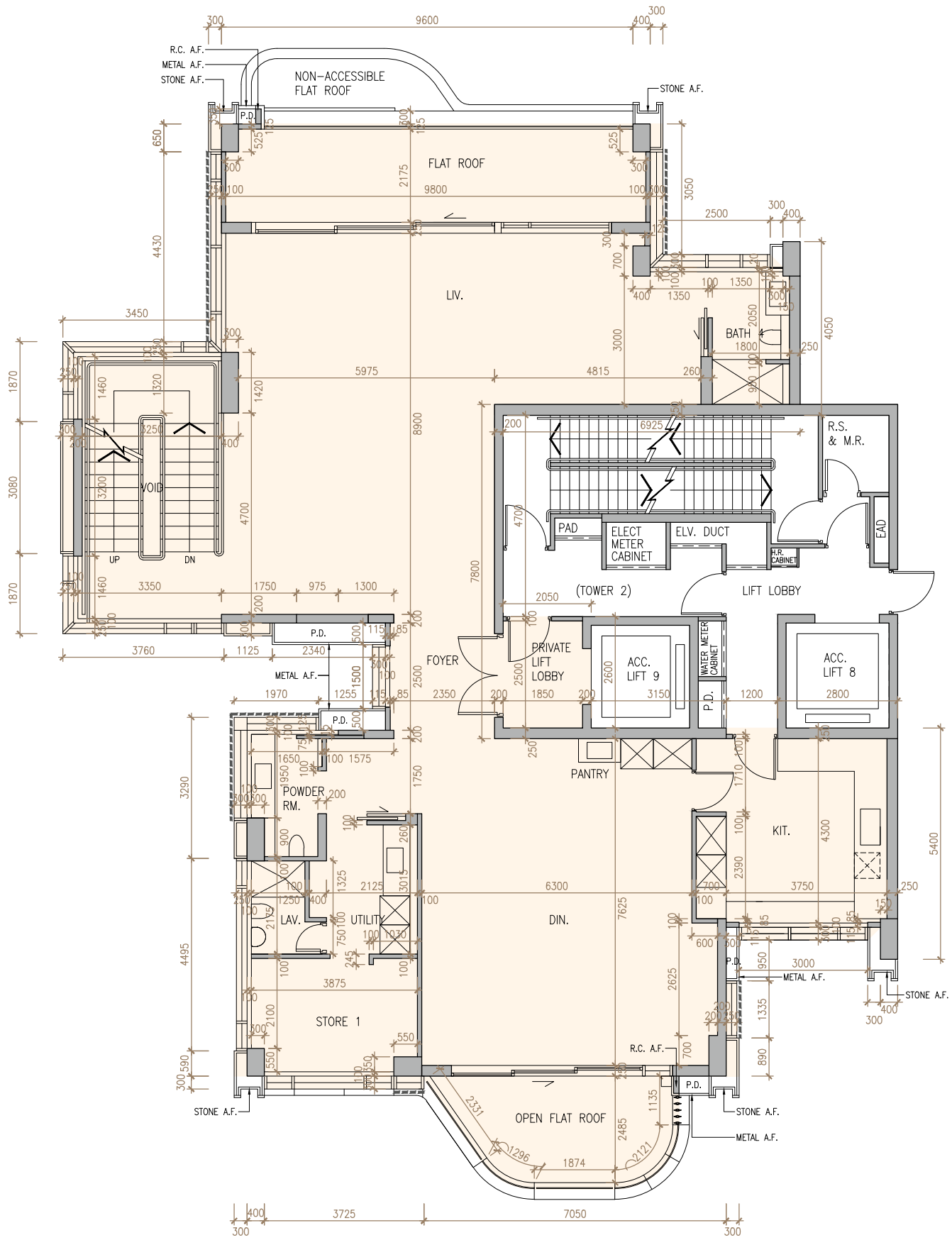

OPAQUE GLASS CURTAIN WALL

PENTHOUSE D 19/F FLOOR PLAN
頂層單位 D 19樓樓面平面圖

Scale
比例
0 4 8Metres/米

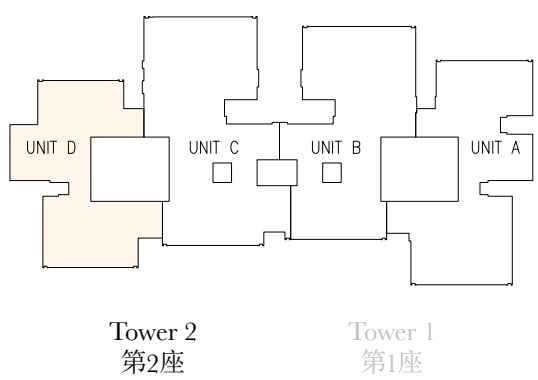

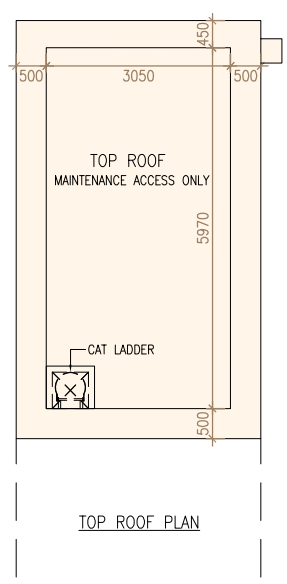

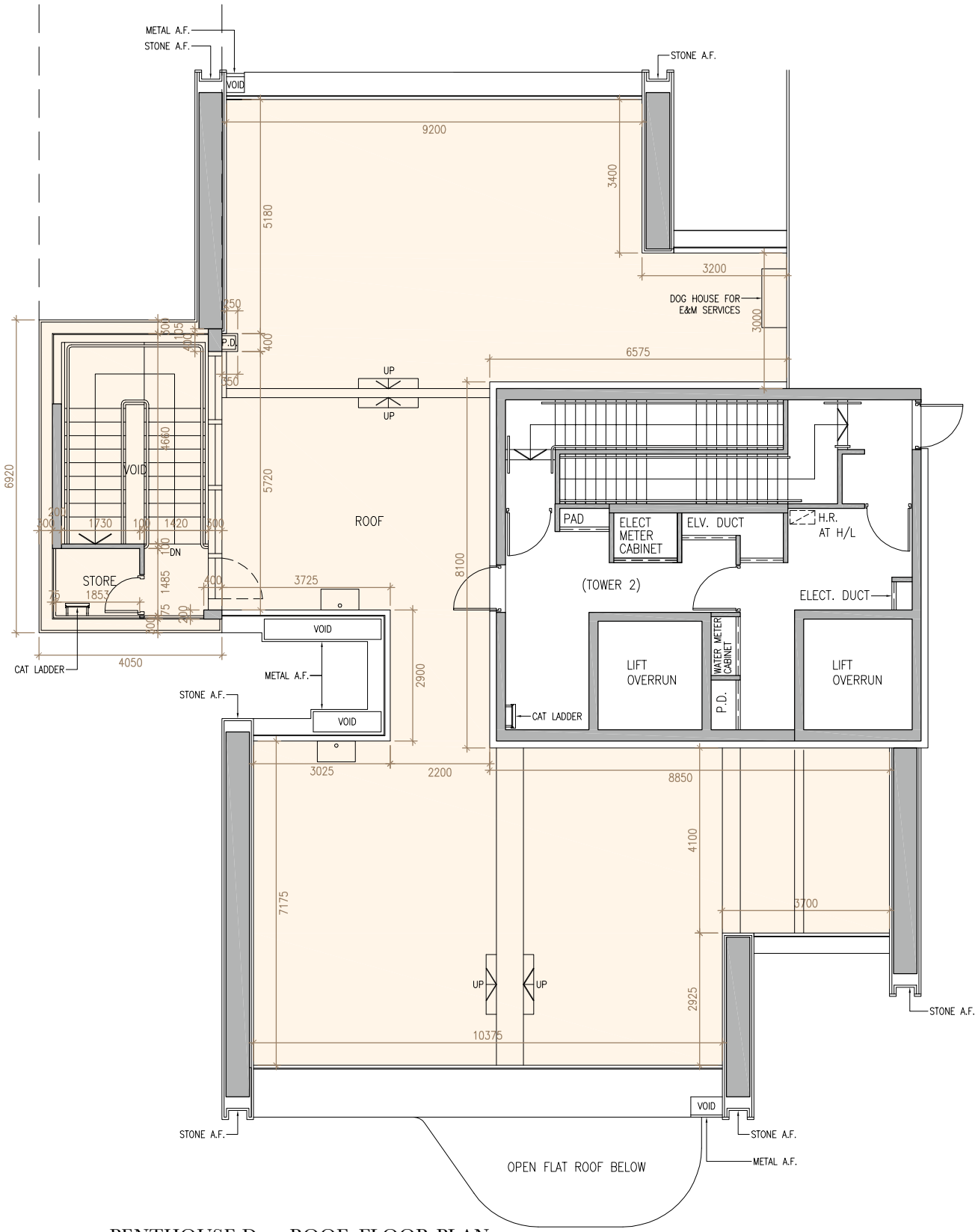

PENTHOUSE D ROOF FLOOR PLAN
頂層單位 D 天台樓面平面圖

Scale 比例 0 4 8Metres/米

	Tower 座數	Penthouse 頂層單位	18/F 18樓	19/F 19樓	Roof 天台
The thickness of the floor slabs (excluding plaster) of each residential property (mm) 每個住宅物業的樓板 (不包括灰泥) 的厚度 (毫米)	Tower 2 第2座	D	150, 175, 200, 225, 300	150, 200, 250, 300	200
The floor-to-floor height of each residential property (mm) 每個住宅物業的層與層之間的高度 (毫米)			3275, 3475	3475, 3675, 3725	3150

The internal areas of the residential properties on the upper floors will generally be slightly larger than those on the lower floors because of the reducing thickness of the structural walls on the upper floors.
因住宅物業的較高樓層的結構牆的厚度遞減，較高樓層的內部面積，一般比較低樓層的內部面積稍大。

Notes:
1. The dimensions on the floor plan are all structural dimension in millimetres.
2. Please refer to pages 20 - 21 of this sales brochure for legend of the terms and abbreviations in studying the floor plans of residential properties in the Development.

備註：
1. 樓面平面圖所列之尺寸為以毫米標示之建築結構尺寸。
2. 請參閱本售樓説明書第20-21頁的名詞及簡稱之圖例以協助閱讀發展項目的住宅物業的樓面平面圖。

N

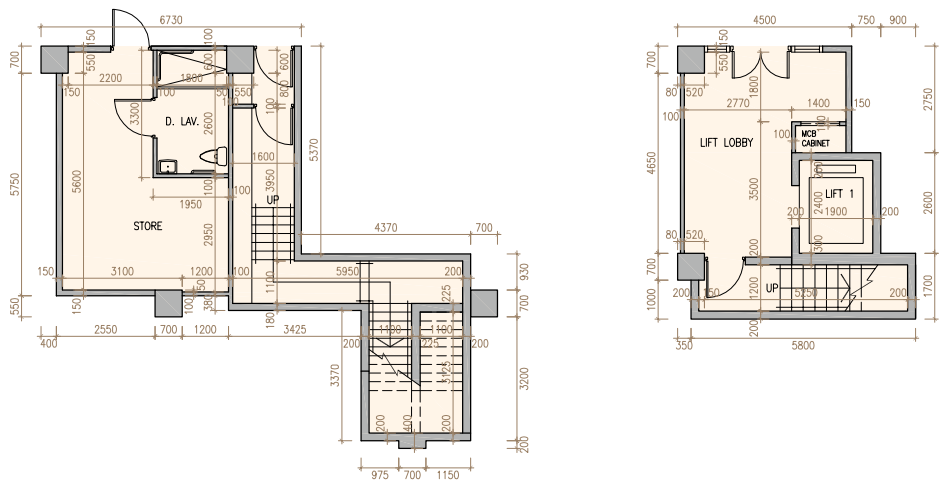

B/F FLOOR PLAN
地庫樓面平面圖

Scale
比例
0 5 10Metres/米

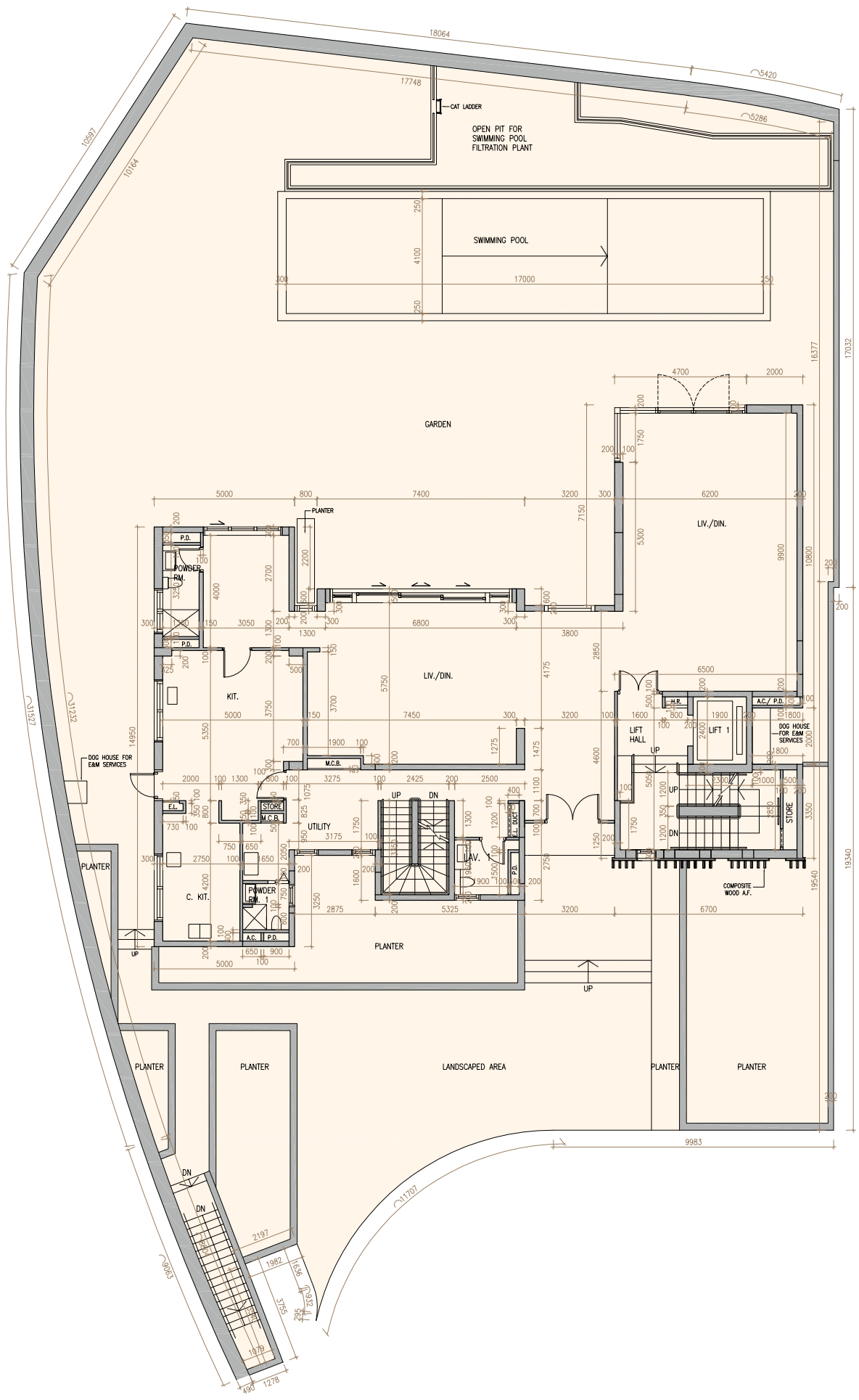

G/F FLOOR PLAN
地下樓面平面圖

Scale
比例
0 5 10Metres/米

N

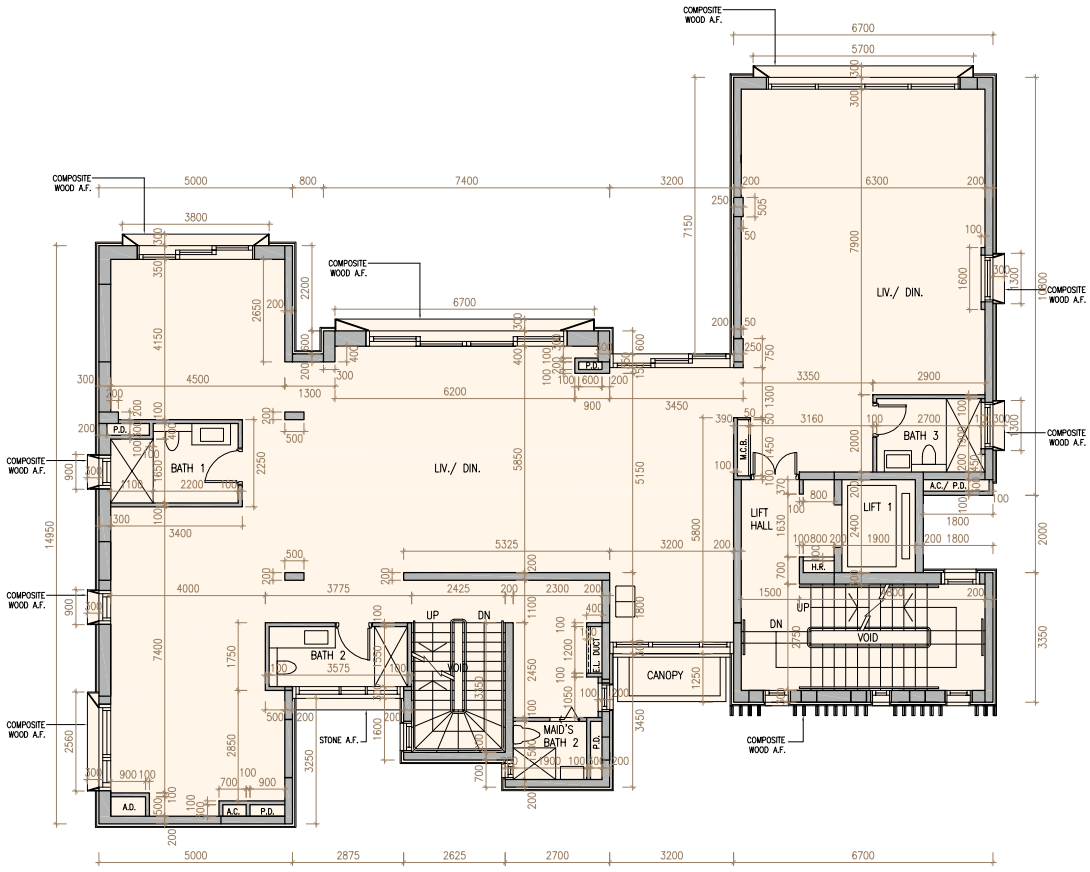

1/F FLOOR PLAN
1樓樓面平面圖

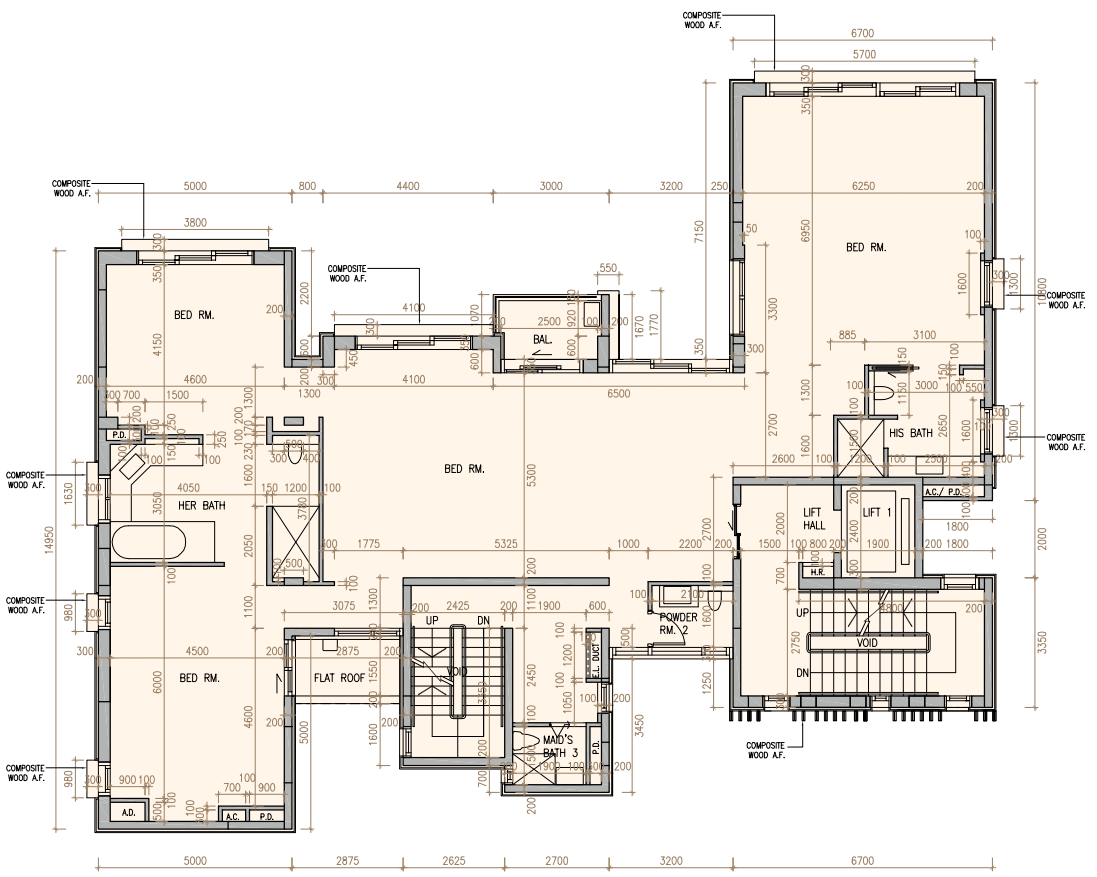

2/F FLOOR PLAN
2樓樓面平面圖

Scale
比例
0 5 10Metres/米

N

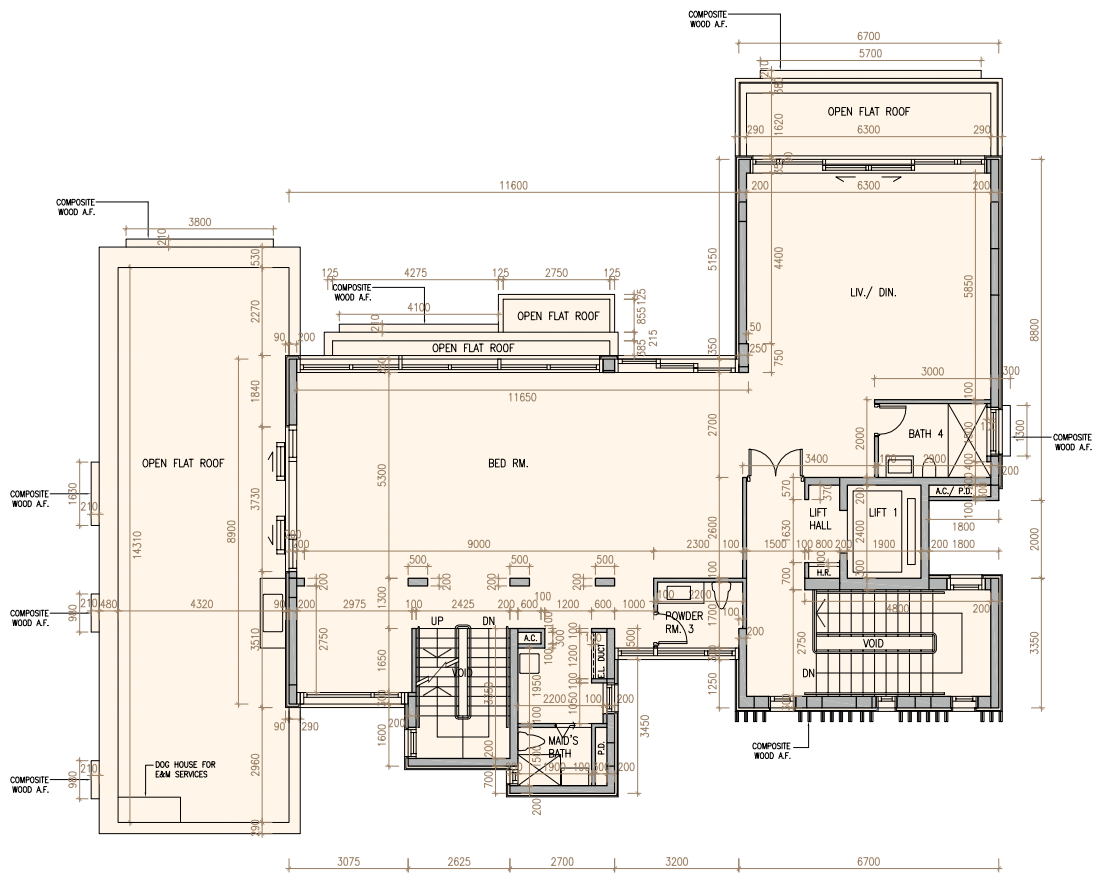

3/F FLOOR PLAN
3樓樓面平面圖

Scale 比例 0 5 10Metres/米

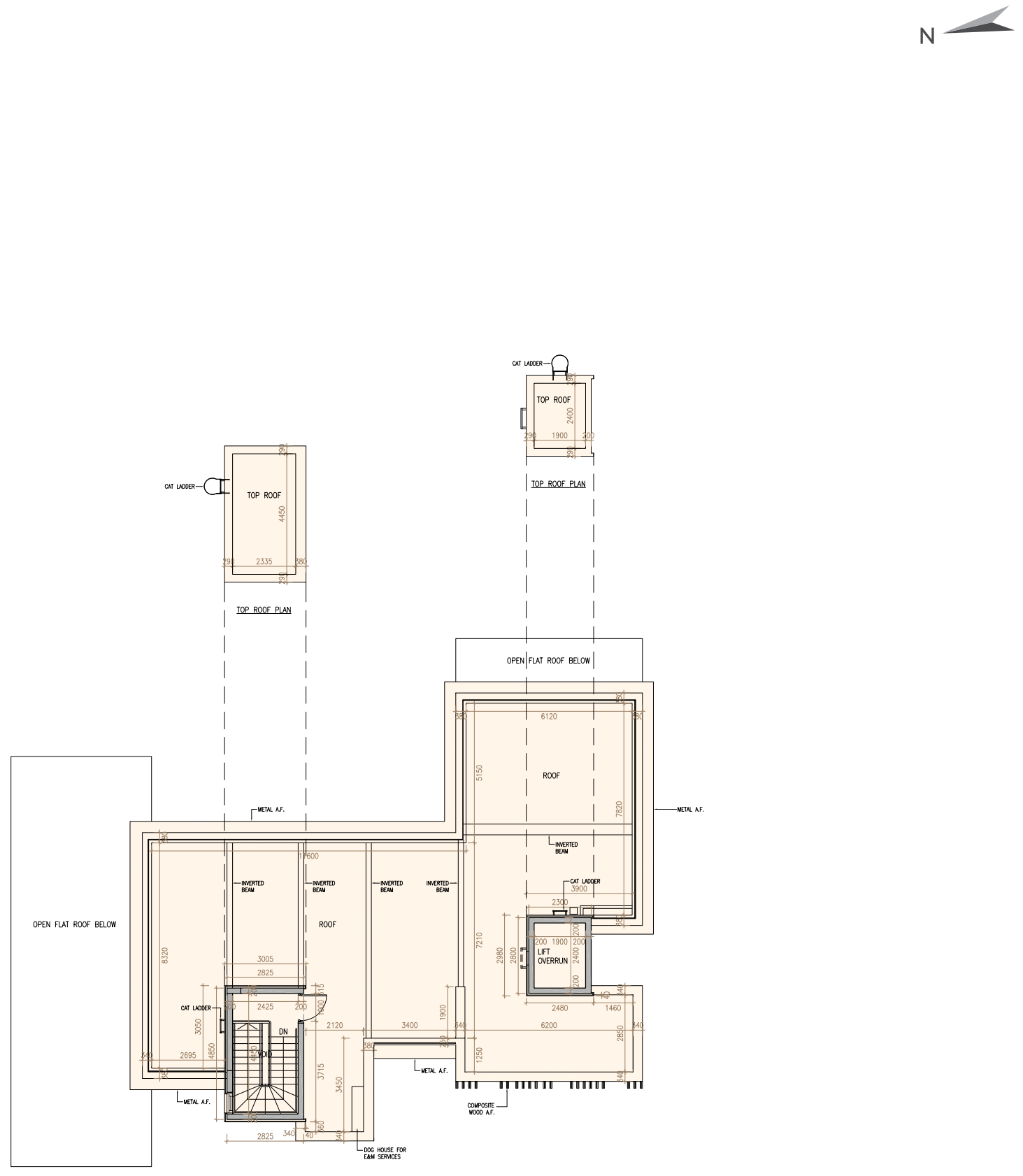

ROOF FLOOR PLAN
天台樓面平面圖

Scale 比例 0 5 10Metres/米

	Villa 洋房	B/F 地庫	G/F 地下	1/F 1樓	2/F 2樓	3/F 3樓	Roof 天台
The thickness of the floor slabs (excluding plaster) of each residential property (mm) 每個住宅物業的樓板 (不包括灰泥) 的厚度 (毫米)	Villa 1 1號洋房	150, 650*	150, 225	150, 165, 225	150, 175, 225	150, 175, 200	N/A 不適用
The floor-to-floor height of each residential property (mm) 每個住宅物業的層與層之間的高度 (毫米)		4950, 5450	4150, 4340, 4500	3150, 3350, 3500	3150, 3350, 3450, 3500	3500, 3750	N/A 不適用

* Inclusive of the thickness of the floor slab (150mm) and mass concrete fill (500mm).
包括樓板 (150毫米) 及混凝土填充層 (500毫米) 的厚度。

The internal areas of the residential properties on the upper floors will generally be slightly larger than those on the lower floors because of the reducing thickness of the structural walls on the upper floors.
因住宅物業的較高樓層的結構牆的厚度遞減，較高樓層的內部面積，一般比較低樓層的內部面積稍大。

Notes:
1. The dimensions on the floor plan are all structural dimension in millimetres.
2. Please refer to pages 20 - 21 of this sales brochure for legend of the terms and abbreviations in studying the floor plans of residential properties in the Development.

備註：
1. 樓面平面圖所列之尺寸為以毫米標示之建築結構尺寸。
2. 請參閱本售樓説明書第20-21頁的名詞及簡稱之圖例以協助閱讀發展項目的住宅物業的樓面平面圖。

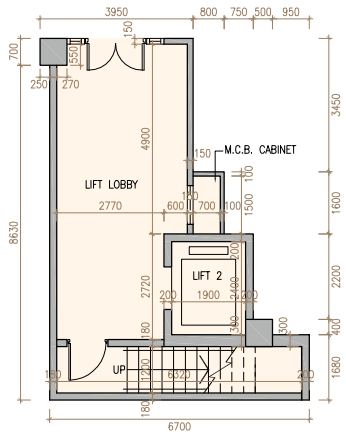

B/F FLOOR PLAN
地庫樓面平面圖

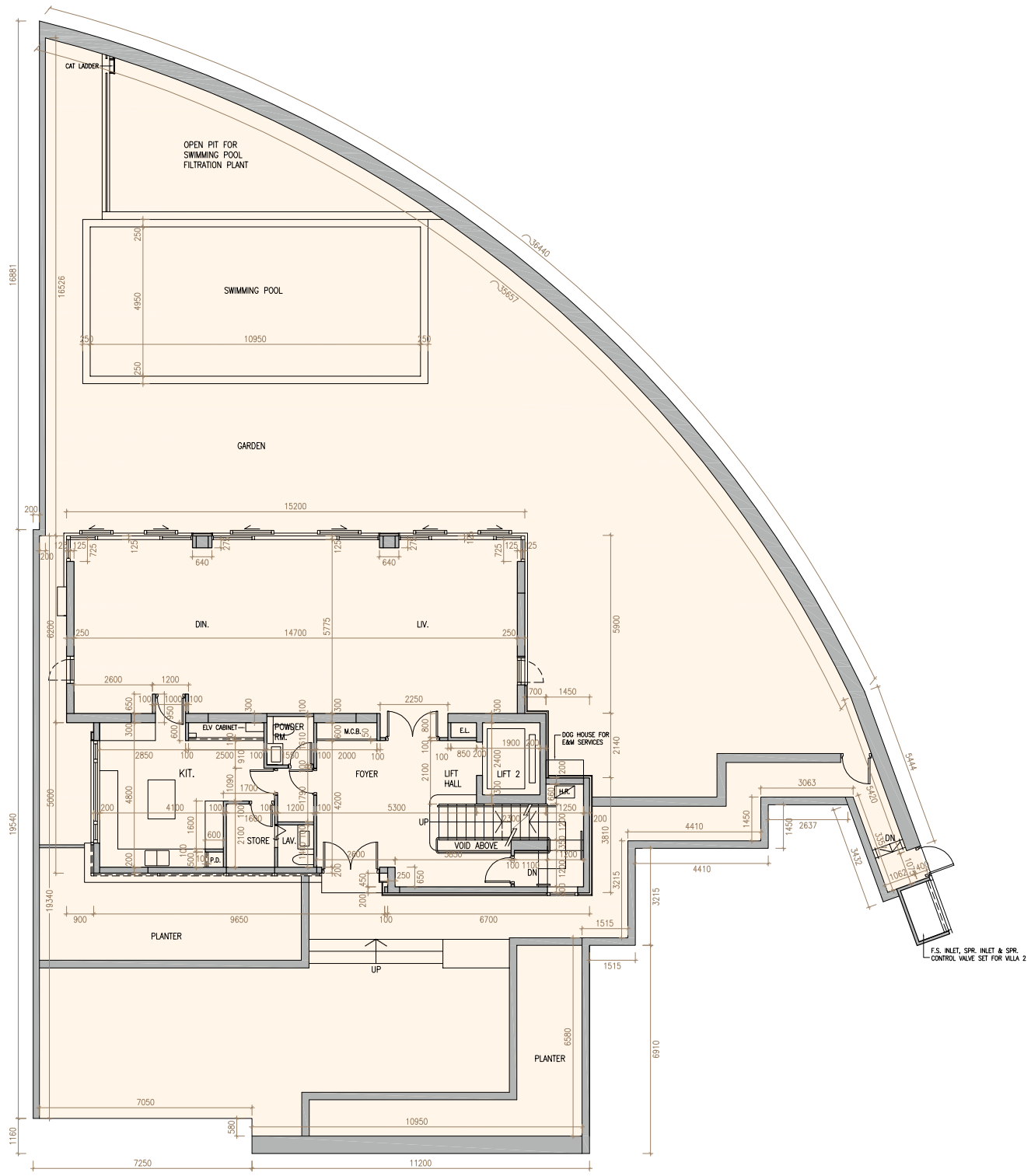

G/F FLOOR PLAN
地下樓面平面圖

Scale
比例
0 5 10Metres/米

N

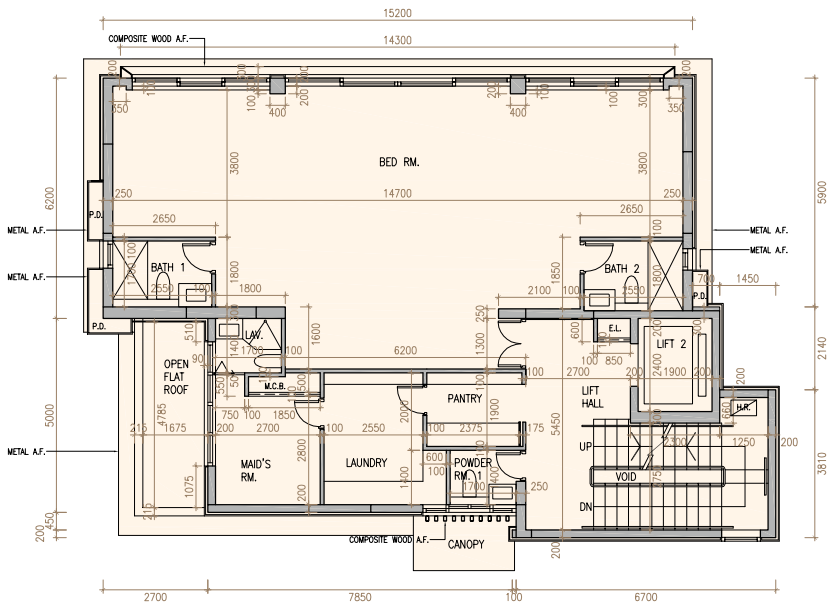

1/F FLOOR PLAN
1樓樓面平面圖

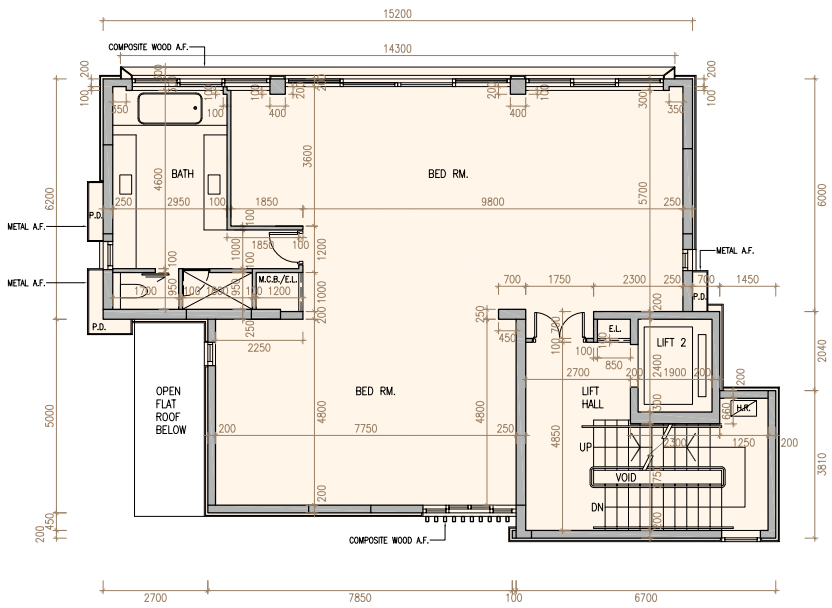

2/F FLOOR PLAN
2樓樓面平面圖

Scale
比例
0 5 10Metres/米

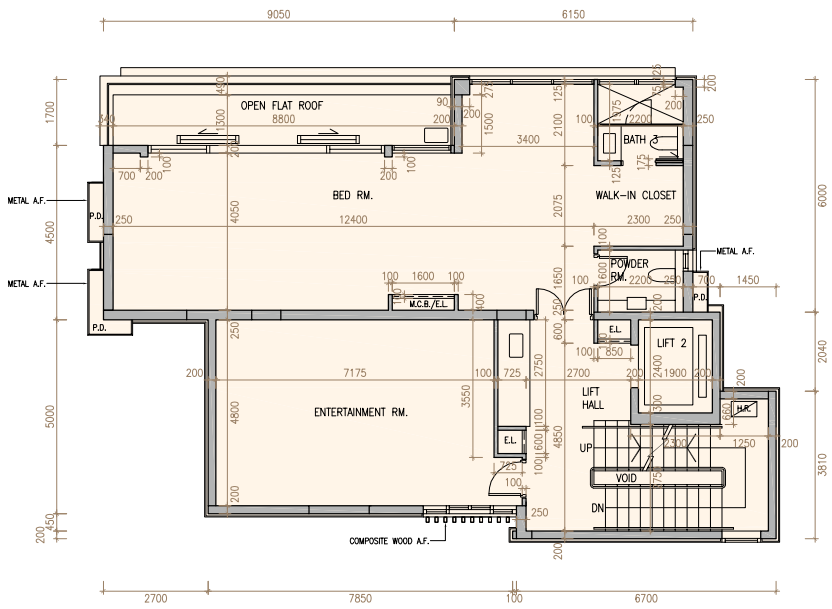

3/F FLOOR PLAN
3樓樓面平面圖

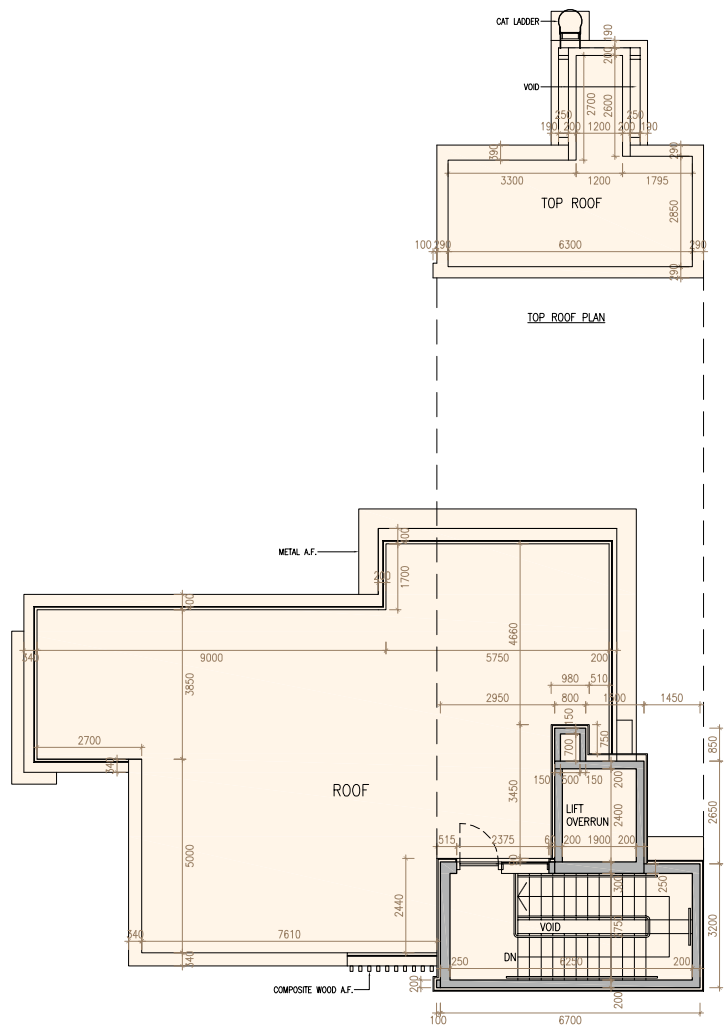

ROOF FLOOR PLAN
天台樓面平面圖

Scale
比例
0 5 10Metres/米

	Villa 洋房	B/F 地庫	G/F 地下	1/F 1樓	2/F 2樓	3/F 3樓	Roof 天台
The thickness of the floor slabs (excluding plaster) of each residential property (mm) 每個住宅物業的樓板 (不包括灰泥) 的厚度 (毫米)	Villa 2 2號洋房	150, 650*	150, 175, 200	150, 200	150, 200, 250	150, 200	N/A 不適用
The floor-to-floor height of each residential property (mm) 每個住宅物業的層與層之間的高度 (毫米)		4950, 5450	4050, 4125, 4150, 4200, 4250, 4500	3100, 3500	3100, 3200, 3250, 3390, 3500	3500, 3610, 4010	N/A 不適用

* Inclusive of the thickness of the floor slab (150mm) and mass concrete fill (500mm).
包括樓板 (150毫米) 及混凝土填充層 (500毫米) 的厚度。

The internal areas of the residential properties on the upper floors will generally be slightly larger than those on the lower floors because of the reducing thickness of the structural walls on the upper floors.
因住宅物業的較高樓層的結構牆的厚度遞減，較高樓層的內部面積，一般比較低樓層的內部面積稍大。

Notes:
1. The dimensions on the floor plan are all structural dimension in millimetres.
2. Please refer to pages 20 - 21 of this sales brochure for legend of the terms and abbreviations in studying the floor plans of residential properties in the Development.

備註：
1. 樓面平面圖所列之尺寸為以毫米標示之建築結構尺寸。
2. 請參閱本售樓説明書第20-21頁的名詞及簡稱之圖例以協助閱讀發展項目的住宅物業的樓面平面圖。

AREA OF RESIDENTIAL PROPERTIES IN THE DEVELOPMENT
發展項目中的住宅物業的面積

Description of Residential Property 物業的描述			Saleable Area (including balcony, utility platform and verandah (if any)) sq. metre (sq. ft.) 實用面積 (包括露台，工作平台及陽台（如有）) 平方米（平方呎）	Area of other specified items (Not included in the Saleable Area) sq. metre (sq. ft.) 其他指明項目的面積（不計算入實用面積）平方米（平方呎）									
Block Name 大廈名稱	Floor 樓層	Unit 單位		Air-conditioning Plant Room 空調機房	Bay Window 窗台	Cockloft 閣樓	Flat Roof 平台	Garden 花園	Parking Space 停車位	Roof 天台	Stair-hood 梯屋	Terrace 前庭	Yard 庭院
Tower 1 第1座	UG/F, 1/F and 2/F (Garden Unit) 地下高層、1樓及2樓（花園單位）	A	658.229 (7,085) Balcony 露台: 12.805 (138) Utility Platform 工作平台: -	-	-	-	-	289.417 (3,115)	-	-	-	-	-
		B	703.081 (7,568) Balcony 露台: 14.411 (155) Utility Platform 工作平台: -	-	-	-	-	277.164 (2,983)	-	-	-	-	-
	5/F - 12/F and 15/F - 17/F 5樓 - 12樓及15樓 - 17樓	A	316.556 (3,407) Balcony 露台: 18.803 (202) Utility Platform 工作平台: -	7.325 (79)	-	-	-	-	-	-	-	-	-
		B	338.235 (3,641) Balcony 露台: 20.409 (220) Utility Platform 工作平台: -	6.902 (74)	-	-	-	-	-	-	-	-	-
	18/F, 19/F and Roof (Penthouse) 18樓、19樓及天台（頂層單位）	A	606.515 (6,529) Balcony 露台: 18.803 (202) Utility Platform 工作平台: -	-	-	-	33.689 (363)	-	-	237.701 (2,559)	18.338 (197)	-	-
		B	656.824 (7,070) Balcony 露台: 20.409 (220) Utility Platform 工作平台: -	-	-	-	32.905 (354)	-	-	250.502 (2,696)	17.347 (187)	-	-

Notes:
1. The saleable area of the residential property, and the floor area of balcony, utility platform or verandah (if any) are calculated in accordance with section 8 of the Residential Properties (First-hand Sales) Ordinance.
2. The areas of the other specified items (not included in the saleable area) are calculated in accordance with Part 2 of Schedule 2 of the Residential Properties (First-hand Sales) Ordinance.
3. The areas as specified above in square feet are converted from the areas in square metres at a rate of 1 square metre=10.764 square feet and rounded off to the nearest integer, which may be slightly different from the areas presented in square metres.
4. There is no verandah in the residential properties of the Development.

備註：
1. 住宅物業的實用面積，以及露台、工作平台或陽台（如有）的樓面面積，是按照《一手住宅物業銷售條例》第8條計算得出。
2. 其他指明項目的面積（不計算入實用面積），是按照《一手住宅物業銷售條例》附表 2 第 2 部計算得出的。
3. 上述以平方呎表述之面積以1平方米=10.764平方呎換算，並以四捨五入至整數平方呎之方法計算得出，與以平方米表述之面積可能有些微差異。
4. 發展項目住宅物業並無陽台。

AREA OF RESIDENTIAL PROPERTIES IN THE DEVELOPMENT
發展項目中的住宅物業的面積

Description of Residential Property 物業的描述			Saleable Area (including balcony, utility platform and verandah (if any)) sq. metre (sq. ft.) 實用面積 (包括露台，工作平台及陽台（如有）) 平方米（平方呎）	Area of other specified items (Not included in the Saleable Area) sq. metre (sq. ft.) 其他指明項目的面積（不計算入實用面積）平方米（平方呎）									
Block Name 大廈名稱	Floor 樓層	Unit 單位		Air-conditioning Plant Room 空調機房	Bay Window 窗台	Cockloft 閣樓	Flat Roof 平台	Garden 花園	Parking Space 停車位	Roof 天台	Stair-hood 梯屋	Terrace 前庭	Yard 庭院
Tower 2 第2座	UG/F, 1/F and 2/F (Garden Unit) 地下高層、1樓及2樓（花園單位）	C	787.345 (8,475) Balcony 露台: 14.411 (155) Utility Platform 工作平台: -	-	-	-	-	247.626 (2,665)	-	-	-	-	-
		D	587.311 (6,322) Balcony 露台: 12.805 (138) Utility Platform 工作平台: -	-	-	-	-	163.641 (1,761)	-	-	-	-	-
	5/F - 12/F and 15/F - 17/F 5樓 - 12樓及15樓 - 17樓	C	391.513 (4,214) Balcony 露台: 20.409 (220) Utility Platform 工作平台: -	6.824 (73)	-	-	-	-	-	-	-	-	-
		D	266.167 (2,865) Balcony 露台: 18.400 (198) Utility Platform 工作平台: -	7.804 (84)	-	-	-	-	-	-	-	-	-
	18/F, 19/F and Roof (Penthouse) 18樓、19樓及天台（頂層單位）	C	737.321 (7,937) Balcony 露台: 20.409 (220) Utility Platform 工作平台: -	-	-	-	33.612 (362)	-	-	295.926 (3,185)	17.024 (183)	-	-
		D	537.481 (5,785) Balcony 露台: 18.400 (198) Utility Platform 工作平台: -	-	-	-	32.403 (349)	-	-	191.726 (2,064)	17.794 (192)	-	-

Notes:
1. The saleable area of the residential property, and the floor area of balcony, utility platform or verandah (if any) are calculated in accordance with section 8 of the Residential Properties (First-hand Sales) Ordinance.
2. The areas of the other specified items (not included in the saleable area) are calculated in accordance with Part 2 of Schedule 2 of the Residential Properties (First-hand Sales) Ordinance.
3. The areas as specified above in square feet are converted from the areas in square metres at a rate of 1 square metre=10.764 square feet and rounded off to the nearest integer, which may be slightly different from the areas presented in square metres.
4. There is no verandah in the residential properties of the Development.

備註：
1. 住宅物業的實用面積，以及露台、工作平台或陽台（如有）的樓面面積，是按照《一手住宅物業銷售條例》第8條計算得出。
2. 其他指明項目的面積（不計算入實用面積），是按照《一手住宅物業銷售條例》附表 2 第 2 部計算得出的。
3. 上述以平方呎表述之面積以1平方米=10.764平方呎換算，並以四捨五入至整數平方呎之方法計算得出，與以平方米表述之面積可能有些微差異。
4. 發展項目住宅物業並無陽台。

AREA OF RESIDENTIAL PROPERTIES IN THE DEVELOPMENT
發展項目中的住宅物業的面積

Description of Residential Property 物業的描述	Saleable Area (including balcony, utility platform and verandah (if any)) sq. metre (sq. ft.) 實用面積 (包括露台，工作平台及陽台（如有）) 平方米（平方呎）	Area of other specified items (Not included in the Saleable Area) sq. metre (sq. ft.) 其他指明項目的面積（不計算入實用面積）平方米（平方呎）									
House Number 洋房編號		Air-conditioning Plant Room 空調機房	Bay Window 窗台	Cockloft 閣樓	Flat Roof 平台	Garden 花園	Parking Space 停車位	Roof 天台	Stair-hood 梯屋	Terrace 前庭	Yard 庭院
Villa 1 1號洋房	1,167.451 (12,566) Balcony 露台: 4.890 (53) Utility Platform 工作平台: -	-	-	-	82.064 (883)	765.820 (8,243)	-	160.246 (1,725)	10.791 (116)	-	-
Villa 2 2號洋房	716.239 (7,710) Balcony 露台: - Utility Platform 工作平台: -	-	-	-	19.195 (207)	508.720 (5,476)	-	111.435 (1,199)	17.187 (185)	-	-

Notes:
1. The saleable area of the residential property, and the floor area of balcony, utility platform or verandah (if any) are calculated in accordance with section 8 of the Residential Properties (First-hand Sales) Ordinance.
2. The areas of the other specified items (not included in the saleable area) are calculated in accordance with Part 2 of Schedule 2 of the Residential Properties (First-hand Sales) Ordinance.
3. The areas as specified above in square feet are converted from the areas in square metres at a rate of 1 square metre=10.764 square feet and rounded off to the nearest integer, which may be slightly different from the areas presented in square metres.
4. There is no verandah in the residential properties of the Development.

備註：
1. 住宅物業的實用面積，以及露台、工作平台或陽台（如有）的樓面面積，是按照《一手住宅物業銷售條例》第8條計算得出。
2. 其他指明項目的面積（不計算入實用面積），是按照《一手住宅物業銷售條例》附表 2 第 2 部計算得出的。
3. 上述以平方呎表述之面積以1平方米=10.764平方呎換算，並以四捨五入至整數平方呎之方法計算得出，與以平方米表述之面積可能有些微差異。
4. 發展項目住宅物業並無陽台。

FLOOR PLANS OF PARKING SPACES IN THE DEVELOPMENT
發展項目中的停車位的樓面平面圖

B/F
地庫

Scale
比例
0 20 40Metres/米

Boundary Line of the Development
發展項目的邊界線

Carparking Space (Villa Carparking Space)
停車位（洋房停車位）

Carparking Space (Tower Carparking Space)
停車位（住宅大樓停車位）

Accessible Carparking Space (Tower Carparking Space)
暢通易達停車位（住宅大樓停車位）

Accessible Carparking Space / Visitors' Carparking Space
暢通易達停車位 / 訪客停車位

Motorcycle Parking Space
電單車停車位

Location, Number, Dimensions and Area of Parking Spaces 停車位位置、數目、尺寸及面積

Category of Parking Space 停車位類別	Location 位置	Number 數目	Dimensions of each Parking Space (LxW) (m) 每個停車位尺寸 (長x闊) (米)	Area of each Parking Space (sq.m.) 每個車位面積 (平方米)
Carparking Space (Villa Carparking Space) 停車位 (洋房停車位)	B/F 地庫	6	5 x 2.5	12.5
Carparking Space (Tower Carparking Space) 停車位 (住宅大樓停車位)		98	5 x 2.5	12.5
Accessible Carparking Space (Tower Carparking Space) 暢通易達停車位 (住宅大樓停車位)		1	5 x 3.5	17.5
Accessible Carparking Space / Visitors' Carparking Space 暢通易達停車位 / 訪客停車位		1	5 x 3.5	17.5
Motorcycle Parking Space 電單車停車位		2	2.4 x 1	2.4

FLOOR PLANS OF PARKING SPACES IN THE DEVELOPMENT
發展項目中的停車位的樓面平面圖

UG/F
地下高層

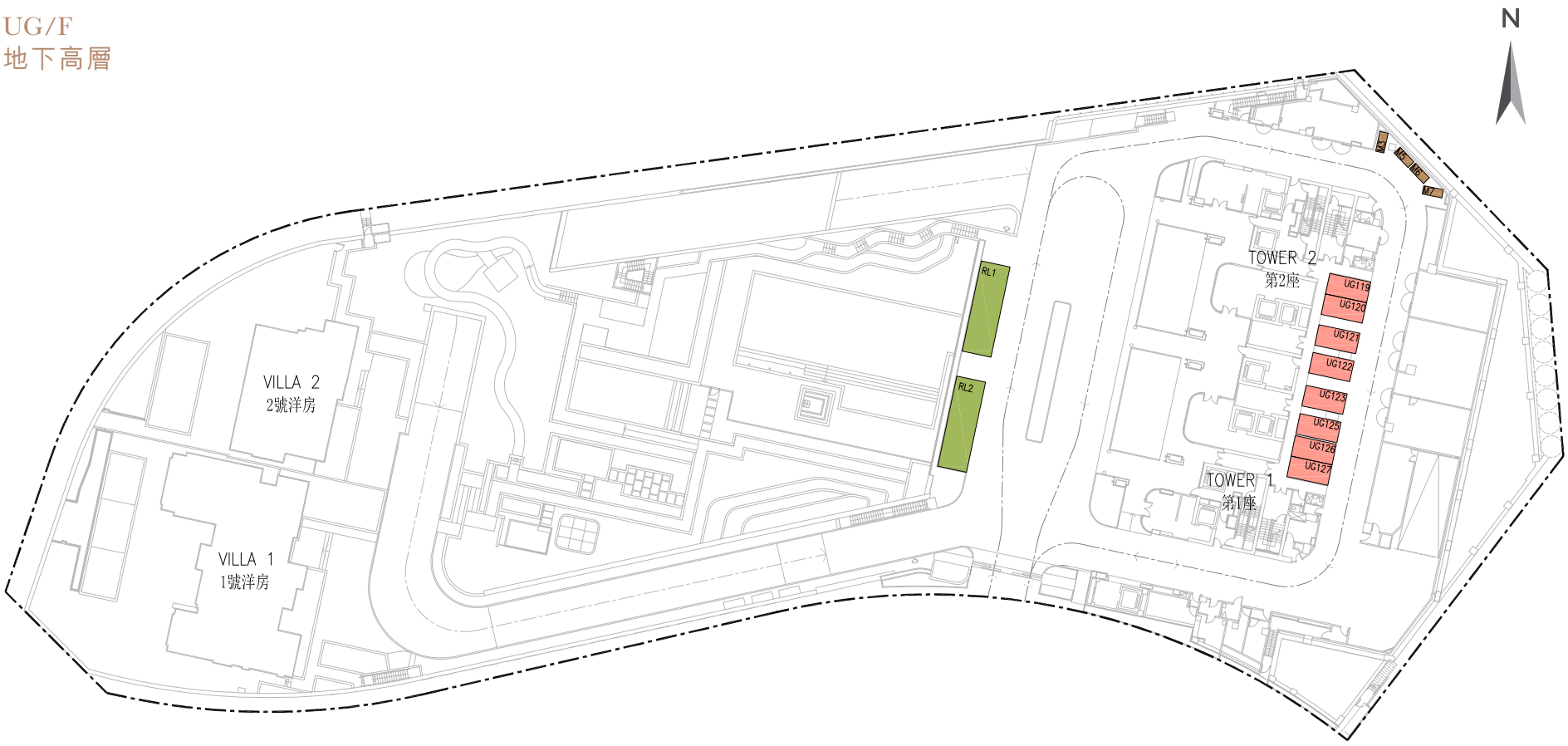

Scale
比例
0 20 40Metres/米

Boundary Line of the Development
發展項目的邊界線

Carparking Space (Tower Carparking Space)
停車位（住宅大樓停車位）

Motorcycle Parking Space
電單車停車位

Loading & Unloading Space
上落貨車位

Location, Number, Dimensions and Area of Parking Spaces 停車位位置、數目、尺寸及面積

Category of Parking Space 停車位類別	Location 位置	Number 數目	Dimensions of each Parking Space (LxW) (m) 每個停車位尺寸 (長x闊) (米)	Area of each Parking Space (sq.m.) 每個車位面積 (平方米)
Carparking Space (Tower Carparking Space) 停車位 (住宅大樓停車位)	UG/F 地下高層	8	5 x 2.5	12.5
Motorcycle Parking Space 電單車停車位		4	2.4 x 1	2.4
Loading & Unloading Space 上落貨車位		2	11 x 3.5	38.5

SUMMARY OF PRELIMINARY AGREEMENT FOR SALE AND PURCHASE
臨時買賣合約的摘要

1. A preliminary deposit of 5% of the purchase price is payable on the signing of the preliminary agreement for sale and purchase ("Preliminary Agreement").
2. The preliminary deposit paid by the purchaser on the signing of the Preliminary Agreement will be held by a firm of solicitors acting for the owner, as stakeholders.
3. If the purchaser fails to execute the agreement for sale and purchase within 5 working days after the date on which the purchaser enters into that Preliminary Agreement -

   a. that Preliminary Agreement is terminated;

   b. the preliminary deposit is forfeited; and

   c. the owner does not have any further claim against the purchaser for the failure.

1. 在簽署臨時買賣合約(「該臨時合約」)時須支付款額為5%的臨時訂金。
2. 買方在簽署該臨時合約時支付的臨時訂金，會由代表擁有人行事的律師事務所以保證金保存人的身份持有。
3. 如買方沒有於訂立該臨時合約的日期之後5個工作日之內簽立買賣合約—

   a. 該臨時合約即告終止；

   b. 有關的臨時訂金即予沒收；及

   c. 擁有人不得就買方沒有簽立買賣合約而針對買方提出進一步申索。

SUMMARY OF DEED OF MUTUAL COVENANT
公契的摘要

A. Common Parts of the Development

1. The Deed of Mutual Covenant incorporating a Management Agreement of the Development ("the DMC") provides for the following Common Areas and Common Facilities:-

   "Estate Common Areas" means such of the lobby, telecommunication and broadcasting equipment room, transformer room, emergency generator room, meter room, pump room, planter, F.S. pump room, owner's committee office, caretakers' office, quarter for watchmen, areas for the installation or use of aerial broadcast distribution or telecommunication network facilities, driveways (other than those forming part of the Villa Carpark Common Areas and the Tower Carpark Common Areas), passageways, emergency vehicular access, staircases, architectural fins and external walls, parapets and fences of the whole Estate (other than those of the Tower Accommodation and the Villa Accommodation), loading and unloading space for refuse collection, street fire hydrant water tank, switch room, sprinkler water tank, rainwater harvesting pump room, rainwater harvesting storage tank, fan room, flat roof, refuse storage and material recovery chamber, grey water recycle plant room, treated grey water storage tank, influent grey water storage tank, lift lobby, F.S. water tank, master water meter room, water feature room, electrical room, F.S. control & F.S. control valve room, fuel tank room, Backfill Area, portion of the Greenery Areas, unexcavated areas and other areas and spaces containing the Estate Common Facilities and other areas and spaces in any part or parts of the Estate which are designated as being for the common use and benefit of the Owners of the Estate EXCLUDING those areas designated as being part of the Residential Common Areas, the Villa Carpark Common Areas, the Tower Carpark Common Areas, the Villa Common Areas, the Tower Common Areas and the Units.

   "Estate Common Facilities" means all equipment, facilities and systems designated as being for the use, benefit or service of the Estate Common Areas which includes but are not limited to the sewers, drains, water courses, pipes, gutters, wires and cables and other service facilities whether ducted or otherwise which are or at any time may be in, under or over or passing through the Estate through which water, sewage, gas, electricity and any other services are supplied to the Estate or any part or parts thereof, fire fighting installation and equipment, lamp posts, traffic lights and lighting within the Estate, lightning conductors of the Estate, lift installation and equipment and other facilities and systems other than those facilities designated as being part of the Residential Common Facilities or the Villa Carpark Common Facilities or the Tower Carpark Common Facilities or the Villa Common Facilities or the Tower Common Facilities for the use and benefit of the Estate and not for the use and benefit of any particular Owner.

   "General Common Areas" means the Estate Common Areas, the Residential Common Areas, the Villa Carpark Common Areas, the Tower Carpark Common Areas, the Villa Common Areas and the Tower Common Areas.

   "General Common Facilities" means the Estate Common Facilities, the Residential Common Facilities, the Villa Carpark Common Facilities, the Tower Carpark Common Facilities, the Villa Common Facilities and the Tower Common Facilities.

   "Residential Common Areas" means such of the Recreational Areas and Facilities, lift lobbies (but excluding those private lift lobbies forming part of a Flat), lift pits and lift shafts, passageways, staircases, corridors, filtration plant room, pump room, landscape area, planters, portion of the Greenery Areas, communal landscaped sky garden, skylight, disabled lift, electrical room, the Visitors' Carparking Space, loading and unloading bays provided pursuant to Special Condition No.(8)(a) of Part C of the Land Grant, such areas and spaces containing the Residential Common Facilities and other areas and spaces in any part or parts of the Estate which are designated as being for the common use and benefit of the Owners of the Residential Accommodation EXCLUDING those areas designated as being part of the Estate Common Areas, the Villa Common Areas, the Tower Common Areas, the Villa Carpark Common Areas, the Tower Carpark Common Areas and the Units.

   "Residential Common Facilities" means all those facilities, equipment, machines, apparatus and installations in, under or above the Land and the Estate designated as being for the general benefit and service of the Residential Accommodation only but to which no Owner of Flat or Villa has the exclusive right to use or enjoy the same including (but not limited to) lifts, lighting, communal television antennae, water tanks, satellite dishes (if any), recreational facilities, security system, fire service installation system and such electrical, mechanical and sanitary installations which are designated as being for the common use and benefit of the Owners of the Residential Accommodation EXCLUDING those facilities designated as being part of the Estate Common Facilities, the Villa Common Facilities, the Villa Carpark Common Facilities, the Tower Carpark Common Facilities and the Tower Common Facilities.

   "Tower Carpark Common Areas" means all spaces and areas in the Tower Carport intended for use in common by Owners of the Tower Carparking Spaces (other than Carparking Spaces Nos.B1 and B7 on Basement) and Motorcycle Parking Spaces including (but not limited to) fan room, planter, accessory areas, circulation passages, void spaces, driveways, ramps, entrances, exits and other spaces or areas containing the Tower Carpark Common Facilities EXCLUDING those areas being part of the Estate Common Areas, the Residential Common Areas, the Villa Common Areas, the Villa Carpark Common Areas, the Tower Common Areas and such areas within the Estate in respect of which the exclusive right and privilege to hold, use, occupy and enjoy the same belongs to any particular Owner.

   "Tower Carpark Common Facilities" means such facilities, equipment, machines, apparatus and installations in, under or above the Land and the Estate for the general benefit and service of the Tower Carparking Spaces (other than Carparking Spaces Nos.B1 and B7 on Basement) and Motorcycle Parking Spaces only but no Owner of the Tower Carparking Spaces and Motorcycle Parking Spaces has the exclusive right to use or enjoy, and shall include (but not limited to) lighting, security system, fire service installation system, air-conditioning and mechanical ventilation system (if any) and other electrical, mechanical and sanitary installations within the Tower Carpark Common Areas and are for the common use and benefit of the Owners of the Tower Carparking Spaces (other than Carparking Spaces Nos.B1 and B7 on Basement) and Motorcycle Parking Spaces EXCLUDING those being part of the Estate Common Facilities or the Residential Common Facilities or the Villa Common Facilities or the Villa Carpark Common Facilities or the Tower Common Facilities.

   "Tower Common Areas" means such areas in the Tower Accommodation including the roofs (unless otherwise specifically included in the premises assigned), top roofs (unless otherwise specifically included in the premises assigned), flat roofs (unless otherwise specifically included in the premises assigned), fire service

pump room, pump rooms, water tank rooms, electric meter rooms, refuse storage and material recovery chamber, entrance lobbies, skylight, lift lobbies (but excluding those private lift lobbies forming part of a Flat), lift pits and lift shafts of the Tower Accommodation, canopy, passageways, staircases, corridors, planters, switch room, water meter room, covered landscape and play area, disabled lifts, lifts and external walls of the Tower Accommodation (including architectural fins and features (if any), claddings (if any), curtain walls and those components of the curtain wall system), portion of the Greenery Areas, such areas and spaces containing the Tower Common Facilities and other areas and spaces in any part or parts of the Estate which are for the common use and benefit of the Owners of the Tower Accommodation EXCLUDING those areas being part of the Estate Common Areas, the Residential Common Areas, the Villa Carpark Common Areas, the Tower Carpark Common Areas, the Villa Common Areas and such areas within the Estate in respect of which the exclusive right and privilege to hold, use, occupy and enjoy the same belongs to any particular Owner.

"Tower Common Facilities" means all those facilities, equipment, machines, apparatus and installations in, under or above the Land and the Estate for the general benefit and service of the Tower Accommodation only but no Owner of Flat has the exclusive right to use or enjoy and shall include (but not limited to) lifts, lighting, communal television antennae, water tanks, satellite dishes (if any), recreational facilities, security system, fire service installation system and other electrical, mechanical and sanitary installations which are for the common use and benefit of the Owners of the Tower Accommodation and in so far as the lifts marked "ACC. LIFT 3" and "ACC. LIFT 9" on the plans annexed to the DMC certified as to their accuracy by or on behalf of the Authorised Person (hereinafter referred to as "ACC. LIFT 3" and "ACC. LIFT 9") are concerned, also for the common use and benefit of the Owners of the Villas pursuant to clause 3.1.1(d) of the DMC EXCLUDING those being part of the Estate Common Facilities or the Residential Common Facilities or the Villa Carpark Common Facilities or the Tower Carpark Common Facilities or the Villa Common Facilities.

"Villa Carpark Common Areas" means all spaces and areas in the Villa Carport intended for use in common by Owners of the Villa Carparking Spaces and Carparking Spaces Nos.B1 and B7 on Basement and Owners of the Villas including (but not limited to) accessory areas, circulation passages, void spaces, driveways, ramps, entrances, exits, fan room and other spaces or areas containing the Villa Carpark Common Facilities EXCLUDING those areas being part of the Estate Common Areas, the Residential Common Areas, the Villa Common Areas, the Tower Carpark Common Areas, the Tower Common Areas and such areas within the Estate in respect of which the exclusive right and privilege to hold, use, occupy and enjoy the same belongs to any particular Owner.

"Villa Carpark Common Facilities" means such facilities, equipment, machines, apparatus and installations in, under or above the Land and the Estate for the general benefit and service of the Villa Carparking Spaces, Carparking Spaces Nos.B1 and B7 on Basement only but no Owner of the Villa Carparking Spaces and Carparking Spaces Nos. B1 and B7 on Basement has the exclusive right to use or enjoy, and shall include (but not limited to) lighting, security system, fire service installation system, air-conditioning and mechanical ventilation system (if any) and other electrical, mechanical and sanitary installations within the Villa Carpark Common Areas and are for the common use and benefit of the Owners of the Villa Carparking Spaces and Carparking Spaces Nos.B1 and B7 on Basement and Owners of the Villas EXCLUDING those being part of the Estate Common Facilities or the Residential Common Facilities or the Villa Common Facilities or the Tower Carpark Common Facilities or the Tower Common Facilities.

"Villa Common Areas" means such of the pump room, tank room, electrical room, variable refrigerant volume platform fan and heatpump, landscaped area, such areas and spaces containing the Villa Common Facilities and other areas and spaces in any part or parts of the Estate which are for the common use and benefit of the Owners of the Villa Accommodation EXCLUDING those areas being part of the Estate Common Areas, the Residential Common Areas, the Villa Carpark Common Areas, the Tower Carpark Common Areas, the Tower Common Areas and such areas within the Estate in respect of which the exclusive right and privilege to hold, use, occupy and enjoy the same belongs to any particular Owner.

"Villa Common Facilities" means all those facilities, equipment, machines, apparatus and installations in, under or above the Land and the Estate for the general benefit and service of the Villa Accommodation only but no Owner of Villa has the exclusive right to use or enjoy and shall include (but not limited to) lighting, security system, fire service installation system and other electrical, mechanical and sanitary installations which are for the common use and benefit of the Owners of the Villa Accommodation EXCLUDING those being part of the Estate Common Facilities or the Residential Common Facilities or the Villa Carpark Common Facilities or the Tower Carpark Common Facilities or the Tower Common Facilities.

2. (a) The Estate Common Areas and the Estate Common Facilities are deemed to be common areas and facilities for the benefit of all Owners and may, subject to the provisions of the DMC and of any Sub-Deed of Mutual Covenant, be used by each Owner.

   (b) The Residential Common Areas and the Residential Common Facilities are deemed to be common areas and facilities for the benefit of all Owners of the Residential Units and may, subject to the provisions of the DMC and of any Sub-Deed of Mutual Covenant, be used by each Owner of a Flat or a Villa for all purposes connected with the proper use and enjoyment of the same.

   (c) The Tower Common Areas and the Tower Common Facilities shall be deemed to be common areas and facilities for the benefit of all Owners of the Flats (and in so far as ACC. LIFT 3 and ACC. LIFT 9 are concerned, also for the benefit of all Owners of the Villas pursuant to Clause 3.1.1(d) of the DMC) which areas and facilities may, subject to the provisions of the DMC and of any Sub-Deed of Mutual Covenant, be used by each Owner of a Flat for all purposes connected with the proper use and enjoyment of the same.

   (d) The Villa Common Areas and the Villa Common Facilities shall be deemed to be common areas and facilities for the benefit of all Owners of the Villas which areas and facilities may, subject to the provisions of the DMC and of any Sub-Deed of Mutual Covenant, be used by each Owner of a Villa for all purposes connected with the proper use and enjoyment of the same.

   (e) The Villa Carpark Common Areas and the Villa Carpark Common Facilities shall be deemed to be common areas and facilities for the benefit of all Owners of the Villa Carparking Spaces and Carparking Spaces Nos.B1 and B7 on Basement and Owners of the Villas which areas and facilities may, subject to the provisions of the DMC and of any Sub-Deed of Mutual

Covenant, be used by each Owner of a Villa Carparking Space and Carparking Spaces Nos.B1 and B7 on Basement and each Owner of a Villa for all purposes connected with the proper use and enjoyment of the same.

(f) The Tower Carpark Common Areas and the Tower Carpark Common Facilities shall be deemed to be common areas and facilities for the benefit of all Owners of the Tower Carparking Spaces (other than Carparking Spaces Nos.B1 and B7 on Basement) and the Motorcycle Parking Spaces which areas and facilities may, subject to the provisions of the DMC and of any Sub-Deed of Mutual Covenant, be used by each Owner of a Tower Carparking Space (other than Carparking Spaces Nos.B1 and B7 on Basement) and a Motorcycle Parking Space for all purposes connected with the proper use and enjoyment of the same.

3. (a) The Owner of a Villa shall have the benefit of the following easements, rights and privileges subject to the provisions in the DMC including the provisions of the rights of the Manager and the First Owner as provided in the DMC:-

(i) full right and liberty for each Owner of a Villa, his tenants, servants, agents and licensees to go pass and repass over and along and use the Villa Common Areas, the Villa Common Facilities, the Villa Carpark Common Areas, the Villa Carpark Common Facilities, the Residential Common Areas, the Residential Common Facilities, the Estate Common Areas and the Estate Common Facilities for all purposes connected with the proper use and enjoyment of his Villa;

(ii) the right to subjacent and lateral support from other parts of the Villa Accommodation and the Estate and the right to subjacent and lateral support from the foundations and all other parts of the Estate;

(iii) the free and uninterrupted passage and running of water, sewage, gas, electricity, telephone and all other services from and to the Villa owned by the Owner through the sewers, drains, watercourses, cables, pipes and wires which now are or may at any time hereafter be in, under or passing through the Land and the Estate for the proper use and enjoyment of the Villa owned by the Owner; and

(iv) full right and liberty for each Owner of a Villa, his tenants, servants, agents and licensees to use ACC. LIFT 3 and ACC. LIFT 9 for gaining access to the communal landscaped sky garden.

(b) The Owner of a Flat shall have the benefit of the following easements, rights and privileges, subject to the provisions in the DMC including the provisions of rights of the Manager and the First Owner provided in the DMC:-

(i) full right and liberty for each Owner of a Flat, his tenants, servants, agents and licensees to go pass and repass over and along and use the Estate Common Areas, the Estate Common Facilities, the Tower Common Areas, the Tower Common Facilities, the Residential Common Areas and the Residential Common Facilities for all purposes connected with the proper use and enjoyment of his Flat;

(ii) the right to subjacent and lateral support from other parts of the Tower Accommodation in which the Flat is situated and the right to subjacent and lateral support from the foundations and all other parts of the Estate; and

(iii) the free and uninterrupted passage and running of water, sewage, gas, electricity, telephone and all other services from and to the Flat owned by the Owner through the sewers, drains, watercourses, cables, pipes and wires which now are or may at any time hereafter be in, under or passing through the Land and the Estate for the proper use and enjoyment of the Flat owned by the Owner.

(c) The Owner of a Villa Carparking Space shall have the benefit of the following easements, rights and privileges subject to the provisions in the DMC including the provisions of rights of the Manager and the First Owner provided in the DMC:-

(i) full right and liberty for each Owner of a Villa Carparking Space, his tenants, servants, agents and licensees to go pass and repass over and along and use the Estate Common Areas, the Estate Common Facilities, the Villa Carpark Common Areas and the Villa Carpark Common Facilities for all purposes connected with the proper use and enjoyment of his Villa Carparking Space;

(ii) the right to subjacent and lateral support from other parts of the Villa Carport in which the Villa Carparking Space is situated and the right to subjacent and lateral support from the foundations and all other parts of the Estate; and

(iii) the free and uninterrupted passage and running of water, sewage, electricity and all other services from and to the Villa Carparking Space owned by the Owner through the sewers, drains, watercourses, cables, pipes and wires which now are or may at any time hereafter be in, under or passing through the Land and the Estate for the proper use and enjoyment of the Villa Carparking Space owned by the Owner.

(d) The Owner of a Tower Carparking Space (other than Carparking Spaces Nos.B1 and B7 on Basement) or a Motorcycle Parking Space shall have the benefit of the following easements, rights and privileges subject to the provisions in the DMC including the provisions of rights of the Manager and the First Owner provided in the DMC:-

(i) full right and liberty for each Owner of a Tower Carparking Space (other than Carparking Spaces Nos.B1 and B7 on Basement) or a Motorcycle Parking Space, his tenants, servants, agents and licensees to go pass and repass over and along and use the Estate Common Areas and the Estate Common Facilities for all purposes connected with the proper use and enjoyment of his Tower Carparking Space (other than Carparking Spaces Nos.B1 and B7 on Basement) or Motorcycle Parking Space;

(ii) full right and liberty for each Owner of a Tower Carparking Space (other than Carparking Spaces Nos.B1 and B7 on Basement) or a Motorcycle Parking Space, his tenants, servants, agents and licensees to go pass and repass over and along and use the Tower Carpark Common Areas and the Tower Carpark Common Facilities for all purposes connected with the proper use and enjoyment of his Tower Carparking Space (other than Carparking Spaces Nos.B1 and B7 on Basement) or Motorcycle Parking Space;

(iii) the right to subjacent and lateral support from other parts of the Tower Carport in which the Tower Carparking Space (other than Carparking Spaces Nos.B1 and B7 on Basement)

or Motorcycle Parking Space is situated and the right to subjacent and lateral support from the foundations and all other parts of the Estate; and

(iv) the free and uninterrupted passage and running of water, sewage, electricity and all other services from and to the Tower Carparking Space (other than Carparking Spaces Nos.B1 and B7 on Basement) or Motorcycle Parking Space owned by the Owner through the sewers, drains, watercourses, cables, pipes and wires which now are or may at any time hereafter be in, under or passing through the Land and the Estate for the proper use and enjoyment of the Tower Carparking Space (other than Carparking Spaces Nos.B1 and B7 on Basement) or Motorcycle Parking Space owned by the Owner.

(e) The Owner of Carparking Spaces Nos.B1 and B7 on Basement shall have the benefit of the following easements, rights and privileges subject to the provisions in the DMC including the provisions of rights of the Manager and the First Owner provided in the DMC :-

(i) full right and liberty for each Owner of Carparking Spaces Nos.B1 and B7 on Basement, his tenants, servants, agents and licensees to go pass and repass over and along and use the Estate Common Areas and the Estate Common Facilities for all purposes connected with the proper use and enjoyment of his Carparking Spaces Nos.B1 and B7 on Basement;

(ii) full right and liberty for each Owner of Carparking Spaces Nos.B1 and B7 on Basement, his tenants, servants, agents and licensees to go pass and repass over and along and use the Villa Carpark Common Areas and the Villa Carpark Common Facilities for all purposes connected with the proper use and enjoyment of his Carparking Spaces Nos.B1 and B7 on Basement;

(iii) the right to subjacent and lateral support from other parts of the Villa Carport in which Carparking Spaces Nos.B1 and B7 on Basement are situated and the right to subjacent and lateral support from the foundations and all other parts of the Estate; and

(iv) the free and uninterrupted passage and running of water, sewage, electricity and all other services from and to Carparking Spaces Nos.B1 and B7 on Basement owned by the Owner through the sewers, drains, watercourses, cables, pipes and wires which now are or may at any time hereafter be in, under or passing through the Land and the Estate for the proper use and enjoyment of Carparking Spaces Nos.B1 and B7 on Basement owned by the Owner.

4. No Owner including the First Owner shall have the right to convert the General Common Areas and/or the General Common Facilities or any part thereof to his own use or for his own benefit unless approved by the Owners' Committee or the Owners' Corporation. No Owner including the First Owner shall have the right to convert or designate any of his own areas as the General Common Areas and/or the General Common Facilities unless the approval by a resolution of Owners at an Owners' meeting convened under the DMC has been obtained. No Owner (including the First Owner) and no Manager will have the right to re-convert or re-designate the General Common Areas to his or its own use or benefit.

5. No Owner shall alter, repair, connect to or in any other way interfere with or affect the General Common Areas or the General Common Facilities without the previous written consent of the Manager.

6. No part of the General Common Areas shall be obstructed or incumbered nor shall any refuse or other matter or things be placed or left thereon nor shall any part thereof be used for any business or private purpose and no Owner shall do or suffer or permit to be done anything therein as may be or become a nuisance or cause annoyance to any other Owners or Occupiers of the Estate.

7. No Owner shall use, cut, injure, damage, alter or interfere with any part or parts of the General Common Areas or the General Common Facilities nor any equipment or apparatus on, in or upon the Land not being equipment or apparatus for the exclusive use, enjoyment and benefit of any such Owner.

8. No Owner shall use any part of the General Common Areas for the purposes of drying or hanging laundry, or placing or storing any dustbins, garbage cans, furniture, machinery, goods or chattels or other things thereon or therein other than in the spaces specifically provided for such purpose.

B. Number of Undivided Shares Assigned to Each Residential Property in the Development

Please refer to the tables entitled "Allocation of Undivided Shares of Residential Properties in the Development".

C. Term of Years for which the Manager of the Development is Appointed

The Manager shall be appointed from the date of the DMC for an initial term of two (2) years. The appointment of the Manager may be terminated by the Manager or the Owners' Committee by giving not less than three (3) months' notice in writing in accordance with the terms of the DMC.

D. Basis on which the Management Expenses are Shared among the Owners of the Residential Properties in the Development

The Owners of the Estate shall pay the Management Expenses in the following manner:-

(a) Where any expenditure relates wholly to the Residential Common Areas or the Residential Common Facilities providing services to the Owners of the Residential Units the expenditure shall form part of the Management Expenses of the Residential Accommodation and shall be borne by the Owners of the Residential Units according to the proportions borne by the number of the Management Shares of their respective Residential Units to the total number of Management Shares allocated to all the Residential Units.

(b) Where any expenditure relates principally to the Tower Common Areas or the Tower Common Facilities providing services to the Owners of the Flats, the expenditure shall form part of the Management Expenses of the Tower Accommodation and shall be borne by the Owners of Flats according to the proportions borne by the number of the Management Shares of their respective Flats to the total number of Management Shares allocated to all the Flats Provided that the Owners of the Villas shall bear 8,304/380,613 parts or shares of such expenditure attributable to ACC. LIFT 3 and ACC. LIFT 9 (which form part of the

Tower Common Areas and the Tower Common Facilities) and such share of the expenditure attributable to ACC. LIFT 3 and ACC. LIFT 9 shall be deemed as part of the expenditure relating to the Villa Common Areas or the Villa Common Facilities.

(c) Where any expenditure relates principally to the Villa Common Areas or the Villa Common Facilities providing services to the Owners of the Villas, the expenditure shall form part of the Management Expenses of the Villa Accommodation and shall be borne by the Owners of the Villas according to the proportions borne by the number of the Management Shares of their respective Villas to the total number of Management Shares allocated to all the Villas.

(d) Where any expenditure relates wholly to the Villa Carpark Common Areas or the Villa Carpark Common Facilities providing services to the Owners of the Villa Carparking Spaces and Carparking Spaces Nos.B1 and B7 on Basement and the Owners of the Villas, the expenditure shall form part of the Management Expenses of the Villa Carport and shall be borne by the Owners of the Villa Carparking Spaces and Carparking Spaces Nos.B1 and B7 on Basement and the Owners of the Villas according to the proportions borne by the number of Management Shares of their respective Parking Spaces and Villas to the total number of Management Shares allocated to all the Villa Carparking Spaces, Carparking Spaces Nos.B1 and B7 on Basement and the Villas.

(e) Where any expenditure relates wholly to the Tower Carpark Common Areas or the Tower Carpark Common Facilities providing services to the Owners of the Tower Carparking Spaces (other than Carparking Spaces Nos.B1 and B7 on Basement) and Motorcycle Parking Spaces, the expenditure shall form part of the Management Expenses of the Tower Carport and shall be borne by the Owner of the Tower Carparking Spaces (other than Carparking Spaces Nos.B1 and B7 on Basement) and Motorcycle Parking Spaces according to the proportions borne by the number of Management Shares of their respective Tower Carparking Spaces (other than Carparking Spaces Nos. B1 and B7 on Basement) and Motorcycle Parking Spaces to the total number of Management Shares allocated to all the Tower Carparking Spaces (other than Carparking Spaces Nos.B1 and B7 on Basement) and Motorcycle Parking Spaces.

(f) Where any expenditure relates wholly to (i) the Estate Common Areas and/or the Estate Common Facilities, or (ii) does not fall under any of the sub-clauses (a), (b), (c), (d) and (e) above, the expenditure shall form part of the Management Expenses of the Estate as a whole and shall be borne by all Owners of the Estate in accordance with the proportion that the respective Management Shares of the relevant part of the Estate bear to the total number of Management Shares of the Estate.

(g) Notwithstanding anything contained in sub-paragraphs (a) to (f) above, (i) where any expenditure relates solely to or is solely for the benefit of any Unit and no Owner other than the Owner entitled to the exclusive right and privilege to hold, use and occupy that Unit will receive any material benefit therefrom, then the full amount of such expenditure shall be borne by the Owner of such Unit and (ii) where any expenditure relates solely to or is solely for the benefit of a group of Owners but does not relate to or is not for the benefit of the other Owners, the full amount of such expenditure shall be apportioned between such Owners in proportion to their respective Management Shares.

E. Basis on which the Management Fee Deposit is Fixed

The amount of Management Deposit shall be equivalent to 3 months' Management Fee.

F. Area (if any) in the Development Retained by the Owner for that Owner's Own Use

Not applicable

SUMMARY OF DEED OF MUTUAL COVENANT
公契的摘要

Allocation of Undivided Shares of Residential Properties in the Development

Tower Accommodation

Tower	Floor	Unit	Undivided Shares for each Unit
Tower 1	18/F, 19/F and Roof (Penthouse)	A	658
		B	705
	17/F	A	324
		B	345
	16/F	A	324
		B	345
	15/F	A	324
		B	345
	12/F	A	324
		B	345
	11/F	A	324
		B	345
	10/F	A	324
		B	345
	9/F	A	324
		B	345
	8/F	A	324
		B	345
	7/F	A	324
		B	345
	6/F	A	324
		B	345
	5/F	A	324
		B	345
	UG/F, 1/F and 2/F (Garden Unit)	A	687
		B	731

Tower	Floor	Unit	Undivided Shares for each Unit
Tower 2	18/F, 19/F and Roof (Penthouse)	C	790
		D	583
	17/F	C	398
		D	274
	16/F	C	398
		D	274
	15/F	C	398
		D	274
	12/F	C	398
		D	274
	11/F	C	398
		D	274
	10/F	C	398
		D	274
	9/F	C	398
		D	274
	8/F	C	398
		D	274
	7/F	C	398
		D	274
	6/F	C	398
		D	274
	5/F	C	398
		D	274
	UG/F, 1/F and 2/F (Garden Unit)	C	812
		D	604

Villa Accommodation

Villa	Undivided Shares
Villa 1	1,281
Villa 2	800

Notes:
1. There is no designation of 4/F, 13/F and 14/F in Tower 1 and Tower 2.
2. Please refer to the latest draft of the DMC for full details. A full script of the latest draft of the DMC is available for inspection free of charge during opening hours in the sales office.
3. Unless otherwise defined, capitalized terms used in the above shall have the same meaning of such terms of the DMC.

SUMMARY OF DEED OF MUTUAL COVENANT
公契的摘要

A. 發展項目的公用部分

1. 發展項目公共契約及管理協議(「公契」)訂明下列公用地方及公用設施:-

「屋苑公用地方」指大堂、電訊及廣播設備室、電力變壓房、緊急發電機房、錶房、泵房、花槽、消防泵房、業主委員會室、管理員辦公室、保安休息室、天線廣播系統或電訊網絡設施的安裝或使用處、車道(構成洋房停車場公用地方及住宅大樓停車場公用地方之部分除外)、通道、緊急車輛通道、樓梯、建築鰭及整個屋苑(構成住宅大樓住宅部分及洋房住宅部分除外)的外牆、護牆及圍欄、作垃圾收集用途的上落貨車位、街道消防栓水箱、電掣房、消防花灑水箱、雨水集蓄泵房、雨水集蓄水箱、風機房、平台、垃圾及物料回收房、洗盥污水重用機房、經處理洗盥污水蓄水箱、流入的洗盥污水蓄水箱、升降機大堂、消防水箱、總水錶房、水景裝置房、機電房、消防控制及消防控制閥房、燃料箱房、回填區、部分綠化地方、非挖掘部分及其他設有屋苑公用設施的地方及範圍以及指明為供屋苑業主共用與共享的其他屋苑部分地方及範圍,但不包括指明為住宅公用地方、洋房停車場公用地方、住宅大樓停車場公用地方、洋房公用地方、住宅大樓公用地方及單位一部分的該等地方。

「屋苑公用設施」指所有指明供屋苑公用地方使用、享用或提供服務的設備、設施及系統,包括但不限於污水渠、排水渠、水道、管道、雨水渠、電線及電纜及其他服務設施,不論是否在管道中,而且在屋苑之內、之下、之上或穿過屋苑,或在任何時間可能如此,而水、污水、氣體、電及任何其他服務透過上述設施供應到屋苑或其中任何部分;滅火裝置及設備、燈柱、交通燈及屋苑內照明設施、屋苑避雷針、升降機裝置及設備及其他設施及系統,而該等設施並非指明為供屋苑使用與享用而非供個別業主使用及享用的住宅公用設施或洋房停車場公用設施或住宅大樓停車場公用設施或洋房公用設施或住宅大樓公用設施的一部分。

「一般公用地方」指屋苑公用地方、住宅公用地方、洋房停車場公用地方、住宅大樓停車場公用地方、洋房公用地方及住宅大樓公用地方。

「一般公用設施」指屋苑公用設施、住宅公用設施、洋房停車場公用設施、住宅大樓停車場公用設施、洋房公用設施及住宅大樓公用設施。

「住宅公用地方」指康樂地方與設施、升降機大堂(但不包括構成住宅大樓單位一部分的私人升降機大堂)、升降機槽及升降機坑、通道、樓梯、走廊、濾水器機房、泵房、園景區、花槽、部分綠化地方、公用園景空中花園、天窗、暢通易達升降機、機電房、訪客停車位、根據批地文件C部特別條件第⑻(a)條提供的上落貨車位、設有住宅公用設施的地方與範圍,以及屋苑任何部分內指明為供住宅部分業主共用與共享的其他地方及範圍,但不包括指明為屋苑公用地方、洋房公用地方、住宅大樓公用地方、洋房停車場公用地方、住宅大樓停車場公用地方及單位一部分的該等地方。

「住宅公用設施」指該地段及屋苑內、下或上僅予住宅部分一般享用及提供服務而非供住宅大樓單位或洋房業主專用或專享的所有設施、設備、機器、器具和裝置,其中包括(但不限於)升降機、照明設施、公共電視天線、水箱、衛星碟形天線(如有)、康樂設施、保安系統、消防裝置系統,以及指明供住宅部分業主共用與共享的機電及衛生裝置,但不包括指明為屋苑公用設施、洋房公用設施、洋房停車場公用設施、住宅大樓停車場公用設施及住宅大樓公用設施一部分的該等設施。

「住宅大樓停車場公用地方」指住宅大樓停車庫內擬供住宅大樓停車位(地庫住宅停車位B1及B7號除外)及電單車停車位的業主共用的所有範圍及地方,包括(但不限於)風機房、花槽、附屬地方、運轉通道、中空地方、車道、斜路、入口、出口及其他設有住宅大樓停車場公用設施的範圍或地方,但不包括為屋苑公用地方、住宅公用地方、洋房公用地方、洋房停車場公用地方、住宅大樓公用地方及任何個別業主享有專有權利及特權持有、使用、佔用及享用之屋苑內的範圍一部分的該等地方。

「住宅大樓停車場公用設施」指該地段及屋苑內、下或上僅予住宅大樓停車位(地庫住宅停車位B1及B7號除外)及電單車停車位一般享用和提供服務而非供住宅大樓停車位及電單車停車位業主專用或專享的設施、設備、機器、器具及裝置,包括(但不限於)照明設施、保安系統、消防裝置系統、冷氣及機械通風系統(如有),以及於住宅大樓停車場公用地方內及供住宅大樓停車位(地庫住宅停車位B1及B7號除外)及電單車停車位的業主共用與共享的其他機電及衛生裝置,但不包括為屋苑公用設施或住宅公用設施或洋房公用設施或洋房停車場公用設施或住宅大樓公用設施一部分的該等設施。

「住宅大樓公用地方」指住宅大樓住宅部分內之地方包括天台(指明包括於轉讓物業除外)、天台上層(指明包括於轉讓物業除外)、平台(指明包括於轉讓物業除外)、消防泵房、泵房、水箱房、電錶房、垃圾及物料回收房、入口大堂、天窗、升降機大堂(但不包括構成住宅大樓單位一部分的私人升降機大堂)、住宅大樓住宅部分升降機槽及升降機坑、簷篷、通道、樓梯、走廊、花槽、電掣房、水錶房、有蓋園景及遊樂區、暢通易達升降機、升降機及住宅大樓住宅部分的外牆(包括建築鰭片及特徵(如有)、覆蓋層(如有)、幕牆及幕牆系統的組件)、部分綠化地方、設有住宅大樓公用設施的地方與範圍,以及屋苑任何部分內為供住宅大樓住宅部分業主共用與共享的其他地方及範圍,但不包括為屋苑公用地方、住宅公用地方、洋房停車場公用地方、住宅大樓停車場公用地方、洋房公用地方及任何個別業主享有專有權利及特權持有、使用、佔用及享用之屋苑內的範圍一部分的該等地方。

「住宅大樓公用設施」指該地段及屋苑內、下或上僅予住宅大樓住宅部分一般享用和提供服務而非供個別住宅大樓單位業主專用或專享的設施、設備、機器、器具及裝置,包括(但不限於)升降機、照明設施、公共電視天線、水箱、衛星碟形天線(如有)、康樂設施、保安系統、消防裝置系統以及供住宅大樓住宅部分業主共用與共享的其他機電及衛生裝置,而就夾附於公契經「認可人士」或其代表核證準確的圖則以「ACC. LIFT 3」及「ACC. LIFT 9」顯示的升降機(「ACC. LIFT 3」及「ACC. LIFT 9」)而言,亦根據公契第3.1.1(d)條供洋房業主共用及共享,但不包括指明為屋苑公用設施或住宅公用設施或洋房停車場公用設施或住宅大樓停車場公用設施或洋房公用設施一部分的該等設施。

「洋房停車場公用地方」指洋房停車庫內擬供洋房停車位及地庫住宅停車位B1及B7號的業主以及洋房業主共用的所有範圍及地方,包括(但不限於)附屬地方、運轉通道、中空地方、車道、斜路、入口、出口、風機房及其他設有洋房停車場公用設施的範圍或地方,但不包括為屋苑公用地方、住宅公用地方、洋房公用地方、住宅大樓停車場公用地方、住宅大樓公用地方及任何個別業主享有專有權利及特權持有、使用、佔用及享用之屋苑內的範圍一部分的該等地方。

「洋房停車場公用設施」指該地段及屋苑內、下或上僅予洋房停車位及地庫住宅停車位B1及B7號一般享用和提供服務而非供洋房停車位及地庫住宅停車位B1及B7號業主專用或專享的設施、設備、機器、器具及裝置,包括(但不限於)照明設施、保安系統、消防裝置系統、冷氣及機械通風系統(如有),以及於洋房停車場公用地方內及供洋房停車位及地庫住宅停車位B1及B7號的業主以及洋房業主共用與共享的其他機電及衛生裝置,但不包括為屋苑公用設施或住宅公用設施或洋房公用設施或住宅大樓停車場公用設施或住宅大樓公用設施一部分的該等設施。

「洋房公用地方」指泵房、水箱房、機電房、可變冷凍劑流量平台風扇及熱水泵、園景區、其他設有洋房公用設施的地方及範圍以及為供洋房住宅部分業主共用與共享的屋苑任何部分其他地方及範圍,但不包括為屋苑公用地方、住宅公用地方、洋房停車場公用地方、住宅大樓停車場公用地方、住宅大樓公用地方及任何個別業主享有專有權利及特權持有、使用、佔用及享用之屋苑內的範圍一部分的該等地方。

「洋房公用設施」指該地段及屋苑內、下或上僅予洋房住宅部分一般享用和提供服務而非供洋房業主專用或專享的設施、設備、機器、器具及裝置,包括(但不限於)照明設施、保安系統、消防裝置系統以及供洋房住宅部分業主共用與共享的其他機電及衛生裝置,但不包括為屋苑公用設施或住宅公用設施或洋房停車場公用設施或住宅大樓停車場公用設施或住宅大樓公用設施一部分的該等設施。

2. (a) 屋苑公用地方及屋苑公用設施被視為供所有業主享用的公用地方及設施，且受限於公契及任何公契分契的條文，可供各業主使用。

(b) 住宅公用地方及住宅公用設施被視為供所有住宅單位業主享用的公用地方及設施，且受限於公契及任何公契分契的條文，可供各住宅大樓單位或洋房業主作所有關乎正當使用及享用該等地方及設施之用途。

(c) 住宅大樓公用地方及住宅大樓公用設施被視為供所有住宅大樓單位業主享用的公用地方及設施（而就升降機ACC. LIFT 3及ACC. LIFT 9 而言，亦根據公契第3.1.1(d)條亦被視為供所有洋房業主享用），且受限於公契及任何公契分契的條文，其他地方及設施可供各住宅大樓單位業主作所有關乎正當使用及享用該等地方及設施之用途。

(d) 洋房公用地方及洋房公用設施被視為供所有洋房業主享用的公用地方及設施，且受限於公契及任何公契分契的條文，其他地方及設施可供各洋房業主作所有關乎正當使用及享用該等地方及設施之用途。

(e) 洋房停車場公用地方及洋房停車場公用設施被視為供所有洋房停車位及地庫住宅停車位B1及B7號的業主及洋房業主享用的公用地方及設施，且受限於公契及任何公契分契的條文，其地方及設施可供各洋房停車位及地庫住宅停車位B1及B7號的業主及各洋房業主作所有關乎正當使用及享用該等地方及設施之用途。

(f) 住宅大樓停車場公用地方及住宅大樓停車場公用設施被視為供所有住宅大樓停車位（地庫住宅停車位B1及B7號除外）及電單車停車位的業主享用的公用地方及設施，且受限於公契及任何公契分契的條文，其地方及設施可供各住宅大樓停車位（地庫住宅停車位B1及B7號除外）及電單車停車位的業主作所有關乎正當使用及享用該等地方及設施之用途。

3. (a) 受限於公契的條文（包括公契中訂明管理人及第一業主權利的條文），各洋房業主享有以下地役權、權利及特權:-

(i) 各洋房業主及其租客、傭僕、代理及受許可人享有所有的權利和自由通行、進出、再進出和往返及使用洋房公用地方、洋房公用設施、洋房停車場公用地方、洋房停車場公用設施、住宅公用地方、住宅公用設施、屋苑公用地方及屋苑公用設施以作所有關乎正當使用及享用業主擁有的洋房之用途；

(ii) 從洋房住宅部分及屋苑其他部分由下層及側面支撐的權利以及從地基及所有其他屋苑部分由下層及側面支撐的權利；

(iii) 讓水、污水、氣體、電力、電話及所有其他服務自由而不受干擾地通過現時或今後任何時間在該地段及屋苑經過或設於其下的污水渠、排水渠、水道、電纜、管道和電線以往來業主擁有的洋房，以作所有關乎正當使用及享用業主擁有的洋房之用途的權利；及

(iv) 各洋房業主及其租客、傭僕、代理及受許可人享有所有的權利和自由使用升降機ACC. LIFT 3及ACC. LIFT 9以進出公用園景空中花園。

(b) 受限於公契的條文（包括公契中訂明管理人及第一業主權利的條文），各住宅大樓單位業主享有以下地役權、權利及特權:-

(i) 各住宅大樓單位業主及其租客、傭僕、代理及受許可人享有所有的權利和自由通行、進出、再進出和往返及使用屋苑公用地方、屋苑公用設施、住宅大樓公用地方、住宅大樓公用設施、住宅公用地方及住宅公用設施以作所有關乎正當使用及享用其住宅大樓單位之用途；

(ii) 從住宅大樓單位所在的住宅大樓住宅部分的其他部分由下層及側面支撐的權利以及從地基及所有其他屋苑部分由下層及側面支撐的權利；及

(iii) 讓水、污水、氣體、電力、電話及所有其他服務自由而不受干擾地通過現時或今後任何時間在該地段及屋苑經過或設於其下的污水渠、排水渠、水道、電纜、管道和電線以往來業主擁有的住宅大樓單位，以作所有關乎正當使用及享用業主擁有的住宅大樓單位之用途的權利。

(c) 受限於公契的條文（包括公契中訂明管理人及第一業主權利的條文），各洋房停車位業主享有以下地役權、權利及特權:-

(i) 各洋房停車位業主及其租客、傭僕、代理及受許可人享有所有的權利和自由通行、進出、再進出和往返及使用屋苑公用地方、屋苑公用設施、洋房停車場公用地方及洋房停車場公用設施以作所有關乎正當使用及享用其洋房停車位之用途；

(ii) 從洋房停車位所在的洋房停車庫其他部分由下層及側面支撐的權利以及從地基及所有其他屋苑部分由下層及側面支撐的權利；及

(iii) 讓水、污水、電力及所有其他服務自由而不受干擾地通過現時或今後任何時間在該地段及屋苑之內、之下或經過的污水渠、排水渠、水道、電纜、管道和電線以往來業主擁有的洋房停車位以作所有關乎正當使用及享用業主擁有的洋房停車位之用途的權利。

(d) 受限於公契的條文（包括公契中訂明管理人及第一業主權利的條文），各住宅大樓停車位（地庫住宅停車位B1及B7號除外）或電單車停車位的業主享有以下地役權、權利及特權:-

(i) 各住宅大樓停車位（地庫住宅停車位B1及B7號除外）或電單車停車位的業主及其租客、傭僕、代理及受許可人享有所有的權利和自由通行、進出、再進出和往返及使用屋苑公用地方及屋苑公用設施以作所有關乎正當使用及享用其住宅大樓停車位（地庫住宅停車位B1及B7號除外）或電單車停車位之用途；

(ii) 各住宅大樓停車位（地庫住宅停車位B1及B7號除外）或電單車停車位的業主及其租客、傭僕、代理及受許可人享有所有的權利和自由通行、進出、再進出和往返及使用住宅大樓停車場公用地方及住宅大樓停車場公用設施以作所有關乎正當使用及享用其住宅大樓停車位（地庫住宅停車位B1及B7號除外）或電單車停車位之用途；

(iii) 從住宅大樓停車位（地庫住宅停車位B1及B7號除外）或電單車停車位所在的住宅大樓停車庫其他部分由下層及側面支撐的權利以及從地基及所有其他屋苑部分由下層及側面支撐的權利；及

(iv) 讓水、污水、電力及所有其他服務自由而不受干擾地通過現時或今後任何時間在該地段及屋苑之內、之下或經過的污水渠、排水渠、水道、電纜、管道和電線以往來業主擁有的住宅大樓停車位（地庫住宅停車位B1及B7號除外）或電單車停車位以作所有關乎正當使用及享用業主擁有的住宅大樓停車位（地庫住宅停車位B1及B7號除外）或電單車停車位之用途的權利。

(e) 受限於公契的條文（包括公契中訂明管理人及第一業主權利的條文），地庫住宅停車位B1及B7號的業主享有以下地役權、權利及特權:-

(i) 各地庫住宅停車位B1及B7號的業主及其租客、傭僕、代理及受許可人享有所有的權利和自由通行、進出、再進出和往返及使用屋苑公用地方及屋苑公用設施以作所有關乎正當使用及享用地庫住宅停車位B1及B7號之用途；

(ii) 各地庫住宅停車位B1及B7號的業主及其租客、傭僕、代理及受許可人享有所有的權利和自由通行、進出、再進出和往返及使用洋房停車場公用地方及洋房停車場公用設施以作所有關乎正當使用及享用其地庫住宅停車位B1及B7號之用途；

(iii) 從地庫住宅停車位B1及B7號所在的洋房停車庫其他部分由下層及側面支撐的權利以及從地基及所有其他屋苑部分由下層及側面支撐的權利；及

(iv) 讓水、污水、電力及所有其他服務自由而不受干擾地通過現時或今後任何時間在該地段及屋苑之內、之下或經過的污水渠、排水渠、水道、電纜、管道和電線以往來業主擁有的地庫住宅停車位B1及B7號以作所有關乎正當使用及享用業主擁有的地庫住宅停車位B1及B7號之用途的權利。

4. 業主（包括第一業主）無權將一般公用地方及/或一般公用設施或其任何部分改作其自用或享用，除非獲業主委員會或業主立案法團批准。業主（包括第一業主）無權將任何其擁有的地方改作或指明為一般公用地方及/或一般公用設施，除非在根據公契召開的業主大會中獲得業主決議批准。業主（包括第一業主）及管理人無權將一般公用地方重新改作或重新指明作其自用或享用。

5. 除非獲管理人事先書面同意，業主不得改變、維修、連接或以任何其他方式擾亂或影響一般公用地方或一般公用設施。

6. 業主不得阻礙或阻塞一般公用地方任何部分，或於該等地方放置或棄置垃圾或其他物件或物品。業主不得使用一般公用地方任何部分作任何商業或私人用途。業主亦不得作出或容許任何對屋苑其他業主或佔用人造成滋擾或打擾的行為。

7. 業主不得使用、割破、損毀、破壞、改動或干擾一般公用地方或一般公用設施之任何部分或該地段內或上而非供該業主專用、專享及受益之設備或裝置。

8. 業主不得使用一般公用地方之任何部分作乾衣或晾掛衣物或放置或存放垃圾箱、垃圾桶、傢俬、機械、貨物、財產或其他東西之用途，惟明確規定作該等用途之範圍則除外。

B. 分配予發展項目中的每個住宅物業的不分割份數的數目

請見下列「發展項目住宅物業不分割份數分配表」。

C. 發展項目的管理人的委任年期

管理人的最初任期為由公契的日期起計兩年。管理人的任期可由管理人或業主委員會根據公契條款給予對方不少於三個月書面通知以終止。

D. 管理開支按甚麼基準在發展項目中的住宅物業的擁有人之間分擔

屋苑的業主須按下列方式支付管理費:-

(a) 如任何開支完全關乎為各住宅單位業主提供服務之住宅公用地方或住宅公用設施，則有關開支將會計入住宅部分的管理開支部分，並由各住宅單位業主按照彼等各自所持之住宅單位管理份數佔所有住宅單位管理份數總額的比例分擔。

(b) 如任何開支主要關乎為各住宅大樓單位業主提供服務之住宅大樓公用地方或住宅大樓公用設施，則有關開支將會計入住宅大樓住宅部分的管理開支部分，並由各住宅大樓單位業主按照彼等各自所持之住宅大樓單位管理份數佔所有住宅大樓單位管理份數總額的比例分擔，惟洋房業主須分擔 ACC. LIFT 3 及 ACC. LIFT 9（屬於住宅大樓公用地方及住宅大樓公用設施升降機的一部分）的開支的8,304/380,613部分或份數，而該歸屬於 ACC. LIFT 3 及 ACC. LIFT 9 的開支份數被視為洋房公用地方或洋房公用設施開支的一部分。

(c) 如任何開支主要關乎為各洋房業主提供服務之洋房公用地方或洋房公用設施，則有關開支將會計入洋房住宅部分的管理開支部分，並由各洋房業主按照彼等各自所持之洋房管理份數佔所有洋房管理份數總額的比例分擔。

(d) 如任何開支完全關乎為各洋房停車位及地庫住宅停車位B1及B7號的業主及洋房業主提供服務之洋房停車場公用地方或洋房停車場公用設施，則有關開支將會計入洋房停車庫的管理開支部分，並由各洋房停車位及地庫住宅停車位B1及B7號的業主及洋房業主按照彼等各自所持之停車位及洋房管理份數佔所有洋房停車位、地庫住宅停車位B1及B7號及洋房管理份數總額的比例分擔。

(e) 如任何開支完全關乎為各住宅大樓停車位（地庫住宅停車位B1及B7號除外）及電單車停車位的業主提供服務之住宅大樓停車場公用地方或住宅大樓停車場公用設施，則有關開支將會計入住宅大樓停車庫的管理開支部分，並由各住宅大樓停車位（地庫住宅停車位B1及B7號除外）及電單車停車位的業主按照彼等各自所持之住宅大樓停車位（地庫住宅停車位B1及B7號除外）及電單車停車位管理份數佔所有住宅大樓停車位（地庫住宅停車位B1及B7號除外）及電單車停車位管理份數總額的比例分擔。

(f) 如任何開支完全關乎(i)屋苑公用地方及/或屋苑公用設施，或(ii)不屬於上述第(a)、(b)、(c)、(d)及(e)任何一分段，則有關開支將會計入屋苑整體管理開支部分，並由屋苑所有業主按照屋苑相關部分的管理份數佔屋苑管理份數總額的比例分擔。

(g) 儘管上述第(a)至(f)分段已有任何規定，(i)凡任何開支純粹涉及任何單位或純粹為任何單位的利益而設，而除具專有權利及特權持有、使用及佔用該單位的業主外，沒有其他業主會由此得到任何重大利益的，則該等開支須全數由該單位的業主承擔；及(ii)凡任何開支純粹涉及一組業主或純粹為一組業主的利益而設，但並不涉及其他業主或為其他業主的利益而設，則該等開支須全數由該等業主按其各自之管理份數分攤。

E. 計算管理費按金的基準

管理費按金須相當於三個月的管理費。

F. 擁有人在發展項目中保留作自用的範圍（如有的話）

不適用。

SUMMARY OF DEED OF MUTUAL COVENANT
公契的摘要

發展項目住宅物業不分割份數分配表

住宅大樓

座數	樓層	單位	每單位之不分割份數
第1座	18樓、19樓及天台（頂層單位）	A	658
		B	705
	17樓	A	324
		B	345
	16樓	A	324
		B	345
	15樓	A	324
		B	345
	12樓	A	324
		B	345
	11樓	A	324
		B	345
	10樓	A	324
		B	345
	9樓	A	324
		B	345
	8樓	A	324
		B	345
	7樓	A	324
		B	345
	6樓	A	324
		B	345
	5樓	A	324
		B	345
	地下高層、1樓及2樓（花園單位）	A	687
		B	731

座數	樓層	單位	每單位之不分割份數
第2座	18樓、19樓及天台（頂層單位）	C	790
		D	583
	17樓	C	398
		D	274
	16樓	C	398
		D	274
	15樓	C	398
		D	274
	12樓	C	398
		D	274
	11樓	C	398
		D	274
	10樓	C	398
		D	274
	9樓	C	398
		D	274
	8樓	C	398
		D	274
	7樓	C	398
		D	274
	6樓	C	398
		D	274
	5樓	C	398
		D	274
	地下高層、1樓及2樓（花園單位）	C	812
		D	604

洋房

洋房	不分割份數
1號洋房	1,281
2號洋房	800

備註：
1. 第1座及第2座不設4樓、13樓及14樓。
2. 全部詳情請參閱公契最新擬稿。公契最新擬稿全本可於售樓處開放時間免費參閱。
3. 除非本售樓説明書另設定義，否則上述名詞具有公契中該等名詞的相同意義。

SUMMARY OF LAND GRANT
批地文件的摘要

1. The Development is constructed on Rural Building Lot No.1190 ("**the Lot**") which is held under Conditions of Sale No.20168 dated 3rd July 2012 ("**the Land Grant**").

2. The Lot is granted for a term of 50 years commencing from 3rd July 2012.

3. Special Condition No.(2) of Part A of the Land Grant stipulates that :-

   The Lot or any part thereof or any building or part of any building erected or to be erected thereon shall not be used for any purpose other than for private residential purposes.

4. General Condition No.(7) of the Land Grant stipulates that :-

   (a) The Grantee shall throughout the tenancy having built or rebuilt (which word refers to redevelopment as contemplated in General Condition No.(7)(b) of the Land Grant) in accordance with the Land Grant:

      (i) maintain all buildings in accordance with the approved design and disposition and any approved building plans without variation or modification thereto; and

      (ii) maintain all buildings erected or which may hereafter be erected in accordance with the Land Grant or any subsequent contractual variation of them, in good and substantial repair and condition and in such repair and condition deliver up the same at the expiration or sooner determination of the tenancy.

5. Special Condition No.(3) of Part A of the Land Grant stipulates that :-

   (a) Any building or buildings erected or to be erected on the Lot shall in all respects comply with the Buildings Ordinance, any regulations made thereunder and any amending legislation.

   (b) No building or buildings may be erected on the Lot or any part thereof or upon any area or areas outside the Lot specified in the Land Grant, nor may any development or use of the Lot or any part thereof, or of any area or areas outside the Lot specified in the Land Grant take place, which does not in all respects comply with the requirements of the Town Planning Ordinance, any regulations made thereunder and any amending legislation.

6. Special Condition No.(5) of Part A of the Land Grant stipulates that :-

   No tree growing on the Lot or adjacent thereto shall be removed or interfered with without the prior written consent of the Director of Lands ("**the Director**") who may, in granting consent, impose such conditions as to transplanting, compensatory landscaping or replanting as he may deem appropriate.

7. Special Condition No.(6) of Part A of the Land Grant stipulates that :-

   (a) Quarters for watchmen or caretakers or both may be provided within the Lot subject to the following conditions:

      (i) that such quarters shall be located in one of the blocks of residential units erected on the Lot or in such other location as may be approved in writing by the Director; and

      (ii) that such quarters shall not be used for any purpose other than the residential accommodation of watchmen or caretakers or both, who are wholly and necessarily employed within the Lot.

8. Special Condition No.(8) of Part A of the Land Grant stipulates that :-

   Every assignment, mortgage, charge, underletting for more than three years or other alienation of the Lot or any part thereof or any interest therein shall be registered at the Land Registry.

9. Special Condition No.(11) of Part A of the Land Grant stipulates that :-

   The Grantee shall not cut away, remove or set back any Government land adjacent to or adjoining the Lot or carry out any building-up, filling-in or any slope treatment works of any kind whatsoever on any Government land except with the prior written consent of the Director who may, at his sole discretion, give his consent subject to such terms and conditions as he sees fit, including the grant of additional Government land as an extension to the Lot at such premium as he may determine.

10. Special Condition No.(12) of Part A of the Land Grant stipulates that :-

   (a) Where there is or has been any cutting away, removal or setting back of any land, or any building-up or filling-in or any slope treatment works of any kind whatsoever, whether with or without the prior written consent of the Director, either within the Lot or on any Government land, which is or was done for the purpose of or in connection with the formation, levelling or development of the Lot or any part thereof or any other works required to be done by the Grantee under the Land Grant, or for any other purpose, the Grantee shall at his own expense carry out and construct such slope treatment works, retaining walls or other support, protection, drainage or ancillary or other works as shall or may then or at any time thereafter be necessary to protect and support such land within the Lot and also any adjacent or adjoining Government or leased land and to obviate and prevent any falling away, landslip or subsidence occurring thereafter. The Grantee shall at all times during the term granted by the Land Grant maintain at his own expense the said land, slope treatment works, retaining walls or other support, protection, drainage or ancillary or other works in good and substantial repair and condition to the satisfaction of the Director.

   (b) Nothing in Special Condition No.(12)(a) of Part A of the Land Grant shall prejudice the Government's rights under the Land Grant, in particular Special Condition No.(11) of Part A of the Land Grant.

   (c) In the event that as a result of or arising out of any formation, levelling, development or other works done by the Grantee or owing to any other reason, any falling away, landslip or subsidence occurs at any time, whether in or from any land within the Lot or from any adjacent or adjoining Government or leased land, the Grantee shall at his own expense reinstate and make good the same to the satisfaction of the Director and shall indemnify the Government, its agents and contractors from and against all costs, charges, damages, demands and claims whatsoever which shall or may be made, suffered or incurred through or by reason of such falling away, landslip or subsidence.

   (d) In addition to any other rights or remedies provided in the Land Grant for breach of the Land Grant, the Director shall be entitled by notice in writing to call upon the Grantee to carry out, construct and maintain the said land, slope treatment works, retaining walls, or other support, protection, and drainage or ancillary or other works or to reinstate and make good any falling away, landslip or subsidence, and if the Grantee shall neglect or

fail to comply with the notice to the satisfaction of the Director within the period specified therein, the Director may forthwith execute and carry out any necessary works and the Grantee shall on demand repay to the Government the cost thereof, together with any administrative or professional fees and charges.

11. Special Condition No.(13) of Part A of the Land Grant stipulates that :-

(a) The Grantee shall at his own expense carry out and complete to the satisfaction of the Director such geotechnical investigations and such slope treatment, landslide preventive, mitigation and remedial works on the area shown coloured green hatched black on the plan annexed to the Land Grant ("**the Green Hatched Black Area**") as the Director in his absolute discretion may require and shall, at all times during the term granted by the Land Grant, at his own expense, maintain in good and substantial repair and condition to the satisfaction of the Director the Green Hatched Black Area including all land, slope treatment works, earth-retaining structures, drainage and any other works therein and thereon. In the event that any landslip, subsidence or falling away occurs within the Green Hatched Black Area at any time during the term granted by the Land Grant, the Grantee shall at his own expense reinstate and make good the same to the satisfaction of the Director together with any adjacent or adjoining areas which, in the opinion of the Director (whose decision shall be final and binding on the Grantee), have also been affected. The Grantee shall indemnify the Government, its agents and contractors against all claims, proceedings, costs, damages and expenses whatsoever incurred by reason of such landslip, subsidence or falling away. The Grantee shall ensure at all times that there shall be no illegal excavation or dumping on the Green Hatched Black Area and, subject to the prior written approval of the Director, the Grantee may erect fences or other barriers for the prevention of such illegal excavation or dumping. In addition to any other rights or remedies the Director may have in respect of any breach of the Land Grant, the Director may at any time by notice in writing call upon the Grantee to carry out such geotechnical investigations, slope treatment, landslip preventive, mitigation and remedial works and to maintain, reinstate and make good any land, structure or works affected by such landslip, subsidence or falling away, and if the Grantee shall neglect or fail to comply with such notice to the satisfaction of the Director within the period specified therein, the Director may, after the expiry of such period, execute and carry out the required works and the Grantee shall on demand repay to the Government the cost thereof.

(b) Notwithstanding Special Condition No.(13)(a) of Part A of the Land Grant, the obligations and rights of the Grantee in respect of the Green Hatched Black Area or any part thereof under Special Condition No.(13) of Part A of the Land Grant shall absolutely determine upon the Government giving to the Grantee notice to that effect, and no claim for compensation shall be made against the Government or the Director or his authorized officers by the Grantee in respect of any loss, damage or disturbance suffered or any expense incurred as a result of such determination. However, such determination shall be without prejudice to any rights or remedies of the Government in respect of any antecedent breach, non-performance or non-observance of Special Condition No.(13)(a) of Part A of the Land Grant.

12. Special Condition No.(14) of Part A of the Land Grant stipulates that :-

No rock crushing plant shall be permitted on the Lot without the prior written approval of the Director.

13. Special Condition No.(15) of Part A of the Land Grant stipulates that :-

Where prestressed ground anchors have been installed, upon development or redevelopment of the Lot or any part thereof, the Grantee shall at his own expense carry out regular maintenance and regular monitoring of the prestressed ground anchors throughout their service life to the satisfaction of the Director and shall supply to the Director such reports and information on all such monitoring works as the Director may from time to time in his absolute discretion require. If the Grantee shall neglect or fail to carry out the required monitoring works, the Director may forthwith execute and carry out the monitoring works and the Grantee shall on demand repay to the Government the cost thereof.

14. Special Condition No.(16) of Part A of the Land Grant stipulates that :-

(a) In the event of earth, spoil, debris, construction waste or building materials ("**the waste**") from the Lot, or from other areas affected by any development of the Lot being eroded, washed down or dumped onto public lanes or roads or into or onto road-culverts, foreshore or seabed, sewers, storm-water drains or nullahs or other Government properties ("**the Government properties**"), the Grantee shall at his own expense remove the waste from and make good any damage done to the Government properties. The Grantee shall indemnify the Government against all actions, claims and demands arising out of any damage or nuisance to private property caused by such erosion, washing down or dumping.

(b) Notwithstanding Special Condition No.(16)(a) of Part A of the Land Grant, the Director may (but is not obliged to), at the request of the Grantee, remove the waste from and make good any damage done to the Government properties and the Grantee shall pay to the Government on demand the cost thereof.

15. Special Condition No.(17) of Part A of the Land Grant stipulates that :-

The Grantee shall take or cause to be taken all proper and adequate care, skill and precautions at all times, and particularly when carrying out construction, maintenance, renewal or repair work ("**the Works**"), to avoid causing any damage, disturbance or obstruction to any Government or other existing drain, waterway or watercourse, water main, road, footpath, street furniture, sewer, nullah, pipe, cable, wire, utility service or any other works or installations being or running upon, over, under or adjacent to the Lot or any part thereof or the Green Hatched Black Area or both the Lot or any part thereof and the Green Hatched Black Area ("**the Services**"). The Grantee shall prior to carrying out any of the Works make or cause to be made such proper search and enquiry as may be necessary to ascertain the present position and levels of the Services, and shall submit his proposals for dealing with any of the Services which may be affected by the Works in writing to the Director for his approval in all respects, and shall not carry out any work whatsoever until the Director shall have given his written approval to the Works and to such aforesaid proposals. The Grantee shall comply with and at his own expense meet any requirements which may be imposed by the Director in respect of the Services in granting the aforesaid approval, including the cost of any necessary diversion, relaying or reinstatement. The Grantee shall at his own expense in all respects repair, make good and reinstate to the satisfaction of the Director any damage, disturbance or obstruction caused to the Lot or the Green Hatched Black Area or both the Lot or any part thereof and the Green Hatched Black Area or any of the Services in any manner arising out of the Works (except for nullah, sewer, storm-water drain

or water main, the making good of which shall be carried out by the Director, unless the Director elects otherwise, and the Grantee shall pay to the Government on demand the cost of such works). If the Grantee fails to carry out any such necessary diversion, relaying, repairing, making good and reinstatement of the Lot or any part thereof or the Green Hatched Black Area or both the Lot or any part thereof and the Green Hatched Black Area or of any of the Services to the satisfaction of the Director, the Director may carry out any such diversion, relaying, repairing, making good or reinstatement as he considers necessary and the Grantee shall pay to the Government on demand the cost of such works.

16. Special Condition No.(18) of Part A of the Land Grant stipulates that :-

(a) The Grantee shall construct and maintain at his own expense and to the satisfaction of the Director such drains and channels, whether within the boundaries of the Lot or on Government land, as the Director may consider necessary to intercept and convey into the nearest stream-course, catchpit, channel or Government storm-water drain all storm-water or rain-water falling or flowing on to the Lot, and the Grantee shall be solely liable for and shall indemnify the Government and its officers from and against all actions, claims and demands arising out of any damage or nuisance caused by such storm-water or rain-water.

(b) The works of connecting any drains and sewers from the Lot to the Government storm-water drains and sewers, may be carried out by the Director who shall not be liable to the Grantee for any loss or damage thereby occasioned and the Grantee shall pay to the Government on demand the cost of such connection works. Alternatively, the said connection works may be carried out by the Grantee at his own expense and in all respects to the satisfaction of the Director and in such case any section of the said connection works which is constructed within Government land shall be maintained by the Grantee at his own cost and upon demand be handed over by the Grantee to the Government for future maintenance thereof at the expense of the Government and the Grantee shall pay to the Government on demand the cost of the technical audit in respect of the said connection works. The Director may, upon failure of the Grantee to maintain any section of the said connection works which is constructed within Government land, carry out such maintenance works as he considers necessary and the Grantee shall pay to the Government on demand the cost of such works.

17. Special Condition No.(20) of Part A of the Land Grant stipulates that :-

(a) The Grantee shall within 9 calendar months from 3 July 2012 at his own expense and in all respects to the satisfaction of the Director submit or cause to be submitted to the Director for his written approval a sewerage impact assessment ("**the Assessment**") in connection with the development, redevelopment or use of the Lot.

(b) The technical aspects of the Assessment shall be undertaken by a chartered civil engineer or a member of the Hong Kong Institution of Engineers with civil engineering as the specialist discipline.

(c) The Assessment shall identify all adverse sewerage impact that may arise from the development, redevelopment or use of the Lot and the Grantee shall carry out appropriate mitigation, improvement or other works to the satisfaction of the Director and the full cost thereof shall be solely borne by the Grantee.

(d) No building works shall be commenced on the Lot until the Assessment has been approved by the Director under Special Condition No.(20)(a) of Part A of the Land Grant.

18. Special Condition No.(21) of Part A of the Land Grant stipulates that :-

(a) Unless the Director of Environmental Protection otherwise requires or directs, the Grantee shall at his own expense and in all respects to the satisfaction of the Director of Environmental Protection provide, operate and maintain throughout the term granted by the Land Grant suitable plant and facilities at such locations and to such requirements as may be approved or required by the Director of Environmental Protection for the treatment and disposal of sewage from or in connection with the Lot ("**the Sewage Treatment Plant**").

(b) The Government, its officers and contractors, and its or their workmen with or without tools, equipment, plant, machinery or motor vehicles, shall have the right of free ingress, egress and regress to, from and through the Lot for the purpose of:

(i) inspecting, checking and supervising any works to be carried out in compliance with Special Condition Nos. (20)(c) and (21)(a) of Part A of the Land Grant;

(ii) carrying out, inspecting, checking and supervising the works or taking over, operating and maintaining the Sewage Treatment Plant referred to in Special Condition No.(21)(d); and

(iii) carrying out inspection, sampling, testing, gauging, measurements and records taking, whether directly or indirectly arising from or in connection with or in any way incidental to the Assessment or the Sewage Treatment Plant.

(c) In the event of the Grantee failing or neglecting to carry out the mitigation, improvement or other works to the satisfaction of the Director in compliance with Special Condition No.(20)(c) of Part A of the Land Grant or to provide, operate and maintain the Sewage Treatment Plant in accordance with Special Condition No.(21)(a) of Part A of the Land Grant to the satisfaction of the Director of Environmental Protection, the Government may at its absolute discretion decide to carry out the necessary works or to take over the operation and maintenance of the Sewage Treatment Plant for such period (as the case may be) as the Director or the Director of Environmental Protection thinks fit provided that the costs of such necessary works and operation and maintenance (as the case may be) shall be borne and be payable by the Grantee to the Government on demand. The amount or amounts of such costs shall be determined by the Director or the Director of Environmental Protection whose determination shall be final and binding upon the Grantee.

(d) The Grantee shall indemnify and shall keep indemnified the Government against all liabilities, actions, claims, demands, costs, expenses and proceedings for any loss, damage or nuisance whatsoever arising whether directly or indirectly out of or in connection with any discharge from the Lot of sewage or foul or contaminated water.

19. Special Condition No.(22) of Part A of the Land Grant stipulates that :-

Wherever in the Land Grant it is provided that:

(a) the Government or its duly authorized officers shall or may carry out works of any description on the Lot or any part thereof or outside the Lot (whether on behalf of the Grantee or on the failure of the Grantee to carry out such works or otherwise) at the cost of the Grantee or that the Grantee shall pay or repay to the Government or to its duly authorized officers on demand the cost of such works, such cost shall include such supervisory and overhead charges as may be fixed by the Government or by its duly authorized officers; or

(b) the prior approval or consent of the Government or its duly authorized officers is required, they may give the approval or consent on such terms and conditions as they see fit or refuse it at their absolute discretion.

20. Special Condition No.(23) of Part A of the Land Grant stipulates that :-

No grave or columbarium shall be erected or made on the Lot, nor shall any human remains or animal remains whether in earthenware jars, cinerary urns or otherwise be interred therein or deposited thereon.

21. Special Condition No.(1) of Part C of the Land Grant stipulates that :-

The Grantee shall at his own expense demolish and remove the Existing Buildings and Structures (as defined in Special Condition No.(1)(a) of Part B of the Land Grant) from the Lot.

22. Special Condition No.(2) of Part C of the Land Grant stipulates that :-

The Grantee shall redevelop the Lot by the erection thereon of a building or buildings complying in all respects with the Land Grant and all Ordinances, byelaws and regulations relating to building, sanitation and planning which are or may at any time be in force in Hong Kong, such building or buildings to be completed and made fit for occupation within 60 calendar months from the date of the issue by the Building Authority of the first consent letter for demolition of the Existing Buildings and Structures.

23. Special Condition No.(3) of Part C of the Land Grant stipulates that :-

(a) The Grantee shall at his own expense submit to the Director for his approval a landscape plan indicating the location, disposition and layout of the landscaping works to be provided within the Lot in compliance with the requirements stipulated in Special Condition No.(3)(b) of Part C of the Land Grant.

(b) The Grantee shall at his own expense landscape the Lot in accordance with the approved landscape plan in all respects to the satisfaction of the Director and no amendment, variation, alteration, modification or substitution of the approved landscape plan shall be made without the prior written consent of the Director.

(c) The Grantee shall thereafter at his own expense maintain and keep the landscaped works in a safe, clean, neat, tidy and healthy condition all to the satisfaction of the Director.

24. Special Condition No.(4) of Part C of the Land Grant stipulates that :-

(a) Any building or buildings erected or to be erected on the Lot shall not exceed 15 storeys including any floor or space below the level of the ground (as to which the decision of the Director as to what constitutes the level of the ground shall be final and binding on the Grantee).

(b) Except with the prior written approval of the Director, any building or group of buildings erected or to be erected on the Lot shall not have any projected façade length of 60 metres or more.

25. Special Condition No.(5) of Part C of the Land Grant stipulates that :-

Except with the prior written consent of the Director and in conformity with any conditions imposed by him including the payment of any administrative fee and premium as he may require, no building, structure, support for any building or buildings or any structure or structures, or projection shall be erected or constructed within the areas shown coloured pink cross-hatched green on the plan annexed to the Land Grant ("**the Pink Cross-hatched Green Areas**") at the ground level or levels or within the air space extending upwards from the ground level or levels of the Pink Cross-hatched Green Areas to a height of 15 metres. For the purpose of Special Condition No.(5) of Part C of the Land Grant, the decision of the Director as to what constitutes the ground level or levels shall be final and binding on the Grantee.

26. Special Condition No.(7) of Part C of the Land Grant stipulates that :-

(a) (i) Spaces shall be provided within the Lot to the satisfaction of the Director for the parking of motor vehicles licensed under the Road Traffic Ordinance, any regulations made thereunder and any amending legislation, and belonging to the residents of the residential units in the building or buildings erected or to be erected on the Lot and their bona fide guests, visitors or invitees ("**the Residential Parking Spaces**") at a prescribed rate unless the Director consents to another rate.

(ii) If more than 75 residential units are provided in any block of residential units erected or to be erected on the Lot, additional spaces for the parking of motor vehicles licensed under the Road Traffic Ordinance, any regulations made thereunder and any amending legislation, and belonging to the bona fide guests, visitors or invitees of the residents of the building or buildings erected or to be erected on the Lot shall be provided at a prescribed rate or at such other rates as may be approved by the Director.

(iii) The spaces provided under Special Condition Nos.(7)(a)(i) and (7)(a)(iii) of Part C of the Land Grant shall not be used for any purpose other than those respectively stipulated therein and in particular the said spaces shall not be used for the storage, display or exhibiting of motor vehicles for sale or otherwise or for the provision of car cleaning and beauty services.

(b) (i) Out of the spaces provided under Special Condition No.(7)(a) of Part C of the Land Grant, the Grantee shall reserve and designate spaces for the parking of motor vehicles by disabled persons as defined in the Road Traffic Ordinance, any regulations made thereunder and any amending legislation, at a prescribed rates or at such other rates as may be approved by the Director.

(ii) The spaces provided under Special Condition No.(7)(b)(i) of Part C of the Land Grant shall not be used for any purpose other than for the parking of motor vehicles by disabled persons as defined in the Road Traffic Ordinance, any regulations made thereunder and any amending legislation, and belonging to the residents of the building or buildings erected or to be erected on the Lot and their bona fide guests, visitors or invitees and in particular the said spaces shall not

be used for the storage, display or exhibiting of motor vehicles for sale or otherwise or for the provision of car cleaning and beauty services.

(c) (i) Spaces shall be provided within the Lot to the satisfaction of the Director for the parking of motor cycles licensed under the Road Traffic Ordinance, any regulations made thereunder and any amending legislation, and belonging to the residents of the building or buildings erected or to be erected on the Lot and their bona fide guests, visitors or invitees ("**the Motor Cycle Parking Spaces**") at a prescribed rate unless the Director consents to another rate.

(ii) The spaces provided under Special Condition No.(7)(c)(i) of Part C of the Land Grant shall not be used for any purpose other than for the purpose set out therein and in particular the said spaces shall not be used for the storage, display or exhibiting of motor vehicles for sale or otherwise or for the provision of car cleaning and beauty services.

27. Special Condition No.(8) of Part C of the Land Grant stipulates that :-

(a) Spaces shall be provided within the Lot to the satisfaction of the Director for the loading and unloading of goods vehicles at a prescribed rate or at such other rates as may be approved by the Director subject to a minimum of one loading and unloading space for each block of residential units erected or to be erected on the Lot, such loading and unloading space to be located adjacent to or within each block of residential units.

(b) Such spaces shall not be used for any purpose other than for the loading and unloading of goods vehicles in connection with the building or buildings referred to therein.

28. Special Condition No.(11) of Part C of the Land Grant stipulates that :-

(a) Notwithstanding that the Land Grant shall have been observed and complied with to the satisfaction of the Director, the Residential Parking Spaces and the Motor Cycle Parking Spaces shall not be:

(i) assigned except

(I) together with undivided shares in the Lot giving the right of exclusive use and possession of a residential unit or units in the building or buildings erected or to be erected on the Lot or

(II) to a person who is already the owner of undivided shares in the Lot with the right of exclusive use and possession of a residential unit or units in the building or buildings erected or to be erected on the Lot; or

(ii) underlet except to residents of the residential units in the building or buildings erected or to be erected on the Lot.

Provided that in any event not more than three in number of the total of the Residential Parking Spaces and the Motor Cycle Parking Spaces shall be assigned to the owner or underlet to the resident of any one residential unit in the building or buildings erected or to be erected on the Lot.

29. Special Condition No.(13) of Part C of the Land Grant stipulates that :-

A plan approved by the Director indicating the layout of all the parking, loading and unloading spaces to be provided within the Lot in accordance with Special Condition Nos.(7) and (8) of Part C of the Land Grant (as may be varied under Special Condition No.(9) of Part C of the Land Grant), or a copy of such plan certified by an Authorized Person (as defined in the Buildings Ordinance, any regulations made thereunder and any amending legislation) shall be deposited with the Director. No transaction (except a tenancy agreement or lease or an agreement for such tenancy or lease under Special Condition No.(6)(c) of Part C of the Land Grant and a building mortgage or charge under Special Condition No.(6)(d) of Part C of the Land Grant or such other transactions as the Director may approve) affecting the Lot or any part thereof or any building or part of any building erected or to be erected on the Lot shall be entered into prior to such deposit. The said parking and loading and unloading spaces indicated on the said approved plan shall not be used for any purpose other than for the purposes set out in Special Conditions Nos.(7) and (8) of Part C of the Land Grant. The Grantee shall maintain the parking, loading and unloading spaces and other areas, including but not restricted to the lifts, landings, and manoeuvring and circulation areas, in accordance with the said approved plan and shall not alter the layout except with the prior written consent of the Director. Except for the parking spaces indicated on the said approved plan, no part of the Lot or any building or structure thereon shall be used for parking purposes.

30. Special Condition No.(14) of Part C of the Land Grant stipulates that :-

(a) The Grantee may erect, construct and provide within the Lot such recreational facilities and facilities ancillary thereto ("**the Recreational Facilities**") as may be approved in writing by the Director. The type, size, design, height and disposition of the Recreational Facilities shall also be subject to the prior written approval of the Director.

31. Special Condition No.(15) of Part C of the Land Grant stipulates that :-

(a) Office accommodation for watchmen or caretakers or both may be provided within the Lot subject to the following conditions:

(i) such accommodation is in the opinion of the Director essential to the safety, security and good management of the building or buildings erected or to be erected on the Lot;

(ii) such accommodation shall not be used for any purpose other than office accommodation for watchmen or caretakers or both, who are wholly and necessarily employed on the Lot; and

(iii) the location of any such accommodation shall first be approved in writing by the Director.

32. Special Condition No.(16) of Part C of the Land Grant stipulates that :-

(a) One office for the use of the Owners' Corporation or the Owners' Committee may be provided within the Lot provided that:

(i) such office shall not be used for any purpose other than for meetings and administrative work of the Owners' Corporation or Owners' Committee formed or to be formed in respect of the Lot and the buildings erected or to be erected thereon; and

(ii) the location of any such office shall first be approved in writing by the Director.

SUMMARY OF LAND GRANT
批地文件的摘要

Notes:

1. The expression "Grantee" as mentioned in this section means the "Purchaser" under the Land Grant and where the context so admits or requires includes his executors, administrators and assigns and in case of a corporation its successors and assigns.

2. Please refer to the Land Grant for full details. A copy of the Land Grant is available for inspection free of charge during opening hours at the sales office upon request and copies will be provided on payment of photocopying charges.

SUMMARY OF LAND GRANT
批地文件的摘要

1. 發展項目興建於依據日期為2012年7月3日的賣地條件第20168號（「**批地文件**」）而持有的鄉郊建屋地段第1190號（「**該地段**」）上。

2. 該地段批地年期為由2012年7月3日起計50年。

3. 批地文件A部特別條件第(2)條規定：

   該地段或其部分或在其上已建或擬建的任何建築物或其部分不得作私人住宅用途以外用途。

4. 批地文件一般條件第(7)條規定：

   (a) 承授人須於批地年期的期間按批地文件對已建或重建建築物（該詞指批地文件一般條件第(7)(b)條所指的重建）：

      (i) 按經批准的設計、配置及任何經批准建築圖則維持一切建築物，不得對其作出修訂或更改；及

      (ii) 維持已建或今後按批地文件或任何其後的合同性修改興建的一切建築物處於修繕妥當及良好的保養狀態直至批地年期結束或提前終止而交還為止。

5. 批地文件A部特別條件第(3)條規定：

   (a) 該地段上已建或擬建的任何建築物須全面符合建築物條例、其附屬規例及任何修訂法例。

   (b) 該地段或其部分或批地文件指定該地段之外任何區域建造的任何建築物或發展或使用不得在任何方面違反城市規劃條例、其附屬規例及任何修訂法例。

6. 批地文件A部特別條件第(5)條規定：

   除獲地政總署署長（「**署長**」）事先書面同意外（署長於簽發同意書時可施加其認為適當的移植、補償美化或重植條件），承授人不得移除或干擾於該地段或鄰近地方生長的樹木。

7. 批地文件A部特別條件第(6)條規定：

   (a) 該地段內可提供看更或管理員或兩者的宿舍，受下列條件規限：

      (i) 上述宿舍須設在該地段已建一座住宅單位大廈或署長書面批准的其他位置；及

      (ii) 上述宿舍不能用作該地段內全職聘用和必要時聘用的看更或管理員或兩者的宿舍以外用途。

8. 批地文件A部特別條件第(8)條規定：

   每份關於該地段或其部份或其權益的轉讓契、按揭、押記、超過三年之轉租或其他讓與均須於土地註冊處註冊。

9. 批地文件A部特別條件第(11)條規定：

   除非獲得署長事先書面批准，承授人不可分割、移除或移後任何鄰近或毗連該地段的政府土地，或對任何政府土地進行任何形式的建築、填土或任何斜坡處理工程。署長可全權酌情在給予有關同意時訂立其認為適合之條款及條件，包括以其決定之地價批出額外政府土地以擴展該地段。

10. 批地文件A部特別條件第(12)條規定：

   (a) 如果任何土地需要或已經被分割、移除或後移或進行任何建築或堆填或進行任何類型的斜坡處理工程，不論有否經署長預先書面同意，亦不論是在該地段內或任何政府土地內，旨在或有關構建、平整或發展該地段或其部分或承授人按批地文件須要進行的任何其他工程或作任何其他用途，承授人須自費進行與修建該等斜坡處理工程、護土牆或其他承托物、保護物、排水或輔助工程或今後成為必要的其他工程，以保護與承托該地段和任何毗鄰或毗連政府土地或出租土地內的土地，避免與防止今後發生任何塌方、山泥傾瀉或地陷。承授人須在批地文件批出年期期間自費保養上述土地、斜坡處理工程、護土牆或其他承托物、保護物、排水或輔助工程或其他工程，使其處於妥善與充足的維修及狀況，以達致署長滿意。

   (b) 批地文件A部特別條件第(12)(a)條不損害政府在批地文件（尤其批地文件A部特別條件第(11)條）下的權利。

   (c) 倘若因為任何構建、平整、發展或承授人進行其他工程或任何其他原因造成任何時候發生塌方、山泥傾瀉或地陷，不論發生在或來自該地段任何土地或任何毗鄰或毗連政府土地或出租土地，承授人須自費進行修復或彌補，以達致署長滿意，並對上述塌方、山泥傾瀉或地陷造成政府、其代理人及承建商承受、遭受或產生的一切費用、收費、損害賠償、要求及索償作出彌償。

   (d) 除了批地文件所訂對違反批地文件的任何其他權利或補償外，署長有權發出書面通知要求承授人進行、修建及保養上述土地、斜坡處理工程、護土牆或其他承托物、保護物及排水系統或附屬工程或其他工程或復原及修復任何塌方、山泥傾瀉或地陷，及倘若承授人不理會或未能在通知指定的時期內執行該通知的要求，並達致署長滿意，署長可立即執行與進行任何必要工程，而承授人須在政府要求時償還政府因此產生的費用連同任何行政費或專業費用及收費。

11. 批地文件A部特別條件第(13)條規定：

   (a) 承授人須按署長運用絕對酌情權所可能要求，自費在批地文件附錄圖則上用綠色間黑斜線顯示的範圍（「**綠色間黑斜線範圍**」），進行與完成土力勘察、斜坡維護、防止山泥傾瀉、緩解及補救工程，以達致署長滿意。承授人必須在批地文件批出年期內任何時候自費保養綠色間黑斜線範圍於修葺良好堅固的狀況，以達致署長滿意，包括一切土地、斜坡處理工程、護土構築物、排水渠及在綠色間黑斜線範圍之內及之上的任何其他工程。如於批地文件批出年期內任何時候綠色間黑斜線範圍發生任何山泥傾瀉、地陷或塌方，承授人須自費修復或彌補該綠色間黑斜線範圍以及署長認為（其決定為最終決定並約束承授人）受影響的相鄰或相連範圍，以達致署長滿意。承授人須就上述山泥傾瀉、地陷或塌方而招致的一切索償、訴訟、費用、損害賠償及開支對政府、其代理人及承建商作出彌償。承授人並須時刻確保不會在綠色間黑斜線範圍出現非法挖掘或傾倒廢物及如獲署長事前書面批准，承授人可架設圍欄或其他屏障防止非法挖掘或傾倒廢物。倘若有違反批地文件的情況，除任何其他權利或補償外，署長可隨時書面通知承授人進行任何土力勘察、斜坡維護、防止山泥傾瀉、緩解及補救工程，並且維修、修復及彌補任何受山泥傾瀉、地陷或塌方影響的土地、構築物或工程。倘若承授人不理會或未能按照通知於通知指定期限內採取措施以達致署長滿意，署長可於通知期限屆滿後即時執行及進行任何所須工程，而承授人須在政府要求時向政府償還相關費用。

   (b) 儘管批地文件A部特別條件第(13)(a)條另有規定，承授人於批地文件A部特別條件第(13)條就綠色間黑斜線範圍或其部分的責任及權利將於政府向承授人給予相關通知時完全終止，且承授人不得對政府、署長或其授權人員就該終止所導致及蒙受的損失、損害或干擾或任何支出而提出任何賠償要求。惟該等決定將不影響政府就先前對批地文件A部特別條件第(13)(a)條的違反、不履行或不遵守的任何權利或補償。

12. 批地文件A部特別條件第(14)條規定：

除非得到署長事先書面批准，該地段上不得設有碎石機器設備。

13. 批地文件A部特別條件第(15)條規定：

倘若在發展或重建該地段或其部分時已安裝預應力地樁，承授人須在預應力地樁整個使用期間自費對其進行定期維修及檢查，以達致署長滿意，並在署長不時運用絕對酌情權所可能要求時向署長提交該等檢查工程的報告及資料。倘若承授人不理會或未能進行所須的檢查工程，署長可立即進行該等檢查工程，承授人須在政府要求時付還該等開支給政府。

14. 批地文件A部特別條件第(16)條規定：

(a) 倘若從該地段或從其他受該地段的任何發展所影響的區域有泥土、廢土、瓦礫、建築廢料或建材（「**廢料**」）遭侵蝕、流入或傾倒至公共巷徑、道路、路渠、海灘或海床、污水渠、雨水渠或明渠或其他政府產業（「**政府產業**」），承授人須自費清理該等廢料並修復對政府產業造成的損壞。承授人須對該等侵蝕、流入或傾倒對私人產業造成的任何損壞或滋擾所引致的一切訴訟、索償及要求向政府作出彌償。

(b) 儘管批地文件A部特別條件第(16)(a)條有所規定，署長可以（惟沒有義務）應承授人要求清理該等廢料並修復對政府產業造成的損壞，而承授人須在政府要求時向政府支付有關費用。

15. 批地文件A部特別條件第(17)條規定：

承授人須在任何時候，特別是進行建築、保養、翻新或維修工程（「**工程**」）期間，採取或促使他人採取一切合理及足夠的謹慎、技巧及預防措施，避免對該地段或其部分或綠色間黑斜線範圍或該地段或其部分及綠色間黑斜線範圍兩者之上、上面、之下或毗鄰的任何政府擁有或其他現有排水渠、水路或水道、總水喉、道路、行人路、街道設施、污水渠、明渠、管道、電纜、電線、公用事業服務或其他工程或裝置（「**服務**」）造成任何損壞、干擾或阻塞。承授人在進行任何工程之前必須進行或促使他人進行適當的勘測及必要的查詢，確定服務的現況及水平，並提交處理任何可能受工程影響的服務的書面建議給署長，供署長全面審批，及必須在取得署長對服務及上述建議的書面批准後才能進行工程。承授人須自費履行署長於批准上述建議時對服務施加的任何要求，包括承擔任何必要的改道、重鋪或修復的費用。承授人須自費全面維修、彌補及修復因進行工程而對該地段或綠色間黑斜線範圍或該地段或其部分及綠色間黑斜線範圍兩者或任何服務以任何方式造成的任何損壞、干擾或阻塞（除非署長另作選擇，明渠、污水渠、雨水渠或總水喉須由署長負責修復，而承授人須在政府要求時向政府支付工程的費用），以達致署長滿意。倘若承授人未能對該地段或其部分或綠色間黑斜線範圍或該地段或其部分及綠色間黑斜線範圍兩者或任何服務進行該等必要的改道、重鋪、維修、彌補及修復工程，以達致署長滿意，署長可進行其認為必要的該等改道、重鋪、維修、彌補或修復工程，而承授人須在政府要求時向政府支付工程的費用。

16. 批地文件A部特別條件第(18)條規定：

(a) 承授人須自費興建及保養無論於該地段邊界內或政府土地內署長認為必要的排水渠及渠道，並達致署長滿意，以便截斷與引導該地段一切暴雨或雨水到最接近的河道、集水井、渠道或政府雨水渠。就暴雨或雨水造成任何損害或滋擾所引起的一切訴訟、申索及要求，承授人須單獨負責及向政府及其人員作出彌償。

(b) 連接該地段的任何排水渠及污水渠至政府的雨水渠及污水渠的工程可由署長進行，但署長毋須就因此產生的任何損失或損害對承授人負責，而承授人須在政府要求時向政府支付上述連接工程的費用。或者，該等連接工程亦可由承授人自費進行，以達致署長滿意，而在該種情況下，該等連接工程任何一段若在政府土地內修建，須由承授人自費保養，直至政府要求時由承授人移交給政府，由政府出資負責往後的保養，而承授人須在政府要求時向政府支付有關上述連接工程的技術檢查之費用。若承授人未能保養在政府土地內修建的上述連接工程任何一段，署長可進行其認為必要的保養工程，而承授人須在政府要求時向政府支付該等工程費用。

17. 批地文件A部特別條件第(20)條規定：

(a) 承授人須於2012年7月3日後9個曆月內自費就發展、重建或使用該地段提交或促使他人提交排污影響評估（「**排污影響評估**」）予署長書面審批，以全面達致署長滿意。

(b) 排污影響評估當中的技術問題須由特許土木工程師或香港工程師學會一名以土木工程為專科的成員進行。

(c) 排污影響評估須確定發展、重建或使用該地段引起的所有不利排污影響及承授人須進行緩解、改善或其他工程，以達致署長滿意，而其全數開支須由承授人單獨負責。

(d) 未經署長按批地文件A部特別條件第(20)(a)條書面審批排污影響評估，不得於該地段展開建築工程。

18. 批地文件A部特別條件第(21)條規定：

(a) 除非環境保護署署長另有要求或指示，承授人須於批地文件批出年期自費按環境保護署署長的要求，於其批准或要求的位置提供、運作及保養適當設備及設施以處理自該地段或有關該地段的污水（「**污水處理設施**」），以全面達致環境保護署署長滿意。

(b) 政府及其人員、承建商及其工人，不論是否備有工具、設備、裝置、機器或汽車，有權自由進出、返回及通過該地段，以：

(i) 視察、檢查及監督按批地文件A部特別條件第(20)(c)及(21)(a)條進行的工程；

(ii) 進行、視察、檢查及監督按批地文件A部特別條件第(21)(d)條進行的工程或接管、運作及保養批地文件A部特別條件第(21)(d)條所述的污水處理設施；及

(iii) 進行巡查、抽樣、測試、調準、量度及記錄工作，不論是否由排污影響評估或污水處理設施直接或間接引致或以任何形式與之有關或相關。

(c) 倘若承授人不理會或未能進行批地文件A部特別條件第(20)(c)條要求的緩解、改善或其他工程以達致署長滿意或按批地文件A部特別條件第(21)(a)條要求提供、運作及保養污水處理設施以達致環境保護署署長滿意，政府可運用其絕對酌情權決定進行必要工程或於署長或環境保護署署長認為適當的期限內接管運作及保養污水處理設施（視乎情況而定），惟承授人須負擔並在政府要求時向政府支付該等必要工程及運作及保養（視乎情況而定）的費用。該費用的金額須由署長或環境保護署署長決定，而該決定是最終決定並約束承授人。

(d) 承授人須就自該地段排放污水不論直接或間接導致或與之有關的任何損失、損害或滋擾而招致的所有責任、訴訟、索償、要求、費用及支出彌償政府。

19. 批地文件A部特別條件第(22)條規定：

凡於批地文件訂明：

(a) 政府或其正式授權人員應或可能在該地段或其部分或該地段以外展開的任何形式的工程（不論是否代表承授人或由於承授人未能展開此等工程或由於其他原因），而該等工程的費用由承授人負擔或承授人須在政府要求時支付或償還政府或其正式授權人員該等工程的費用，該費用應包括政府或其正式授權人員釐定的監督及恆常費用；或

(b) 須獲政府或其正式授權人員事先批准或同意，則政府或其正式授權人員可批准或同意並訂立其認為適當之條款及條件，或有絕對酌情權拒絕。

20. 批地文件A部特別條件第(23)條規定：

不得在該地段豎立或建造墳墓或骨灰甕安置所，亦不得在該地段安葬或以陶罐、骨灰甕或其他形式存放任何人類骸骨或動物骸骨。

21. 批地文件C部特別條件第(1)條規定：

承授人須自費從該地段拆除及移除現存建築物及構築物（按批地文件 B 部特別條件第(1)(a)條界定）。

22. 批地文件C部特別條件第(2)條規定：

承授人須重建該地段，於該地段建造建築物，並於建築事務監督發出有關清拆現存建築物及構築物首份同意書之日期起60個曆月內竣工及可供入伙， 並全面符合批地文件及目前或任何時候在香港施行適用於建築、衛生及規劃的一切法例、附例及規例之規定。

23. 批地文件C部特別條件第(3)條規定：

(a) 承授人須自費將園景設計圖呈交署長批准，園景設計圖須標明將在該地段提供的符合批地文件C部特別條件第(3)(b)條要求的園景工程的位置、規劃及布局；

(b) 承授人須自費根據獲批之園景設計圖於該地段進行園景工程，以全面達致署長滿意及未經署長事先書面同意，不得修改、變動、更改、變更或替換獲批之園景設計圖；

(c) 承授人須期後自費保養及維持園景工程於安全、清潔、整齊、井然及健康的狀態，以全面達致署長滿意。

24. 批地文件C部特別條件第(4)條規定：

(a) 該地段任何已建或擬建的建築物不得超逾15層，包括地面水平以下任何樓層或空間（署長對地面水平的界定是最終決定及約束承授人）。

(b) 未經署長事先書面批准，該地段已建或擬建的任何一座建築物或建築物羣正面伸展長度不得為60米或以上。

25. 批地文件C部特別條件第(5)條規定：

未經署長事先書面同意及符合其施加的任何條件（包括支付他要求的任何行政費及地價），不得在批地文件附錄圖則上用粉紅色加綠十字斜線標示的範圍（「**粉紅色加綠十字斜線範圍**」）內的地面或從粉紅色加綠十字斜線範圍地面起向上伸展至15米空間內搭建或興建任何建築物、構築物或任何建築物或構築物之支撐物或伸展物。為批地文件C部特別條件第(5)條的目的，署長對地面的界定是最終決定及約束承授人。

26. 批地文件C部特別條件第(7)條規定：

(a) (i) 須於該地段內按指定比率（除非署長同意另一比率）提供車位，供已按道路交通條例、其附屬規例及任何修訂法例獲發牌及屬於該地段已建或擬建建築物的住宅單位的住客及其真正客人、訪客或獲邀請人士之車輛停泊（「**住宅車位**」），以達致署長滿意。

(ii) 倘若在該地段已建或擬建的任何住宅單位大廈提供超過75個住宅單位，則須按指定比率或署長批准的其他比率，提供額外的車位，供已按道路交通條例、其附屬規例及任何修訂法例獲發牌及屬於該地段已建或擬建建築物的住宅單位的住客的真正客人、訪客或獲邀請人士之車輛停泊。

(iii) 按批地文件C部特別條件第(7)(a)(i)及(7)(a)(iii)條提供的車位不能用作規定以外用途，尤其不得用作儲存、陳列或展示車輛作出售或其他用途或提供汽車清潔及汽車美容服務。

(b) (i) 承授人須在按批地文件C部特別條件第(7)(a)條提供的車位中，按指定比率或署長批准的其他比率，保留及指定車位供道路交通條例、其附屬規例及任何修訂法例界定的傷殘人士停泊車輛。

(ii) 按批地文件C部特別條件第(7)(b)(i)條提供的車位除用作停泊道路交通條例、其附屬規例及任何修訂法例界定的傷殘人士，及屬於該地段已建成或將建成的建築物的住客及其真正客人、訪客或獲邀請人士之車輛外，不得作其他用途，尤其不得用作存放、展示或展覽車輛以供出售或其他用途，或用作提供汽車清潔及美容服務。

(c) (i) 除非署長同意按照其他比率，否則須按指定比率於該地段內提供車位，供已按道路交通條例、其附屬規例及任何修訂法例獲發牌，及屬於該地段已建或擬建建築物的住客及其真正客人、訪客或獲邀請人士之電單車停泊（「**電單車車位**」），以達致署長滿意。

(ii) 按批地文件C部特別條件第(7)(c)(i)條提供的車位不能用作規定以外用途，尤其不得用作儲存、陳列或展示車輛作出售或其他用途或提供汽車清潔及汽車美容服務。

27. 批地文件C部特別條件第(8)條規定：

(a) 須於該地段內按指定比率或署長同意的其他比率提供裝卸車位供貨車裝卸使用，以達致署長滿意，惟該地段已建或擬建的每座住宅單位大廈至少須有一個裝卸車位，該裝卸車位須設置在每座住宅單位大廈旁邊或之內。

(b) 該裝卸車位不得用作有關該大廈的貨車裝卸以外任何用途。

28. 批地文件C部特別條件第(11)條規定：

(a) 即使已履行與遵守批地文件達致署長滿意，住宅車位及電單車車位不得：

(i) 轉讓，除非

(i)連同該地段的不分割份數連獨家使用及管有該地段上已建或擬建的建築物住宅單位的權利轉讓或

(ii) 轉讓予已經是該地段的不分割份數連獨家使用及管有該地段上已建或擬建的建築物住宅單位的權利之業主；或

(ii) 出租，除非租予該地段上已建或擬建的建築物住宅單位的住客。

惟無論如何，不得向該地段上已建或擬建的建築物的任何一個住宅單位的業主轉讓或向該地段上已建或擬建的建築物的任何一個住宅單位的住客出租總共超過三個住宅車位及電單車車位。

29. 批地文件C部特別條件第(13)條規定：

經署長批准標示按批地文件C部特別條件第(7)及(8)條（可按批地文件C部特別條件第(9)條修訂）在該地段內提供的所有車位、裝卸車位的圖則或認可人士（按建築物條例、其附屬規例及任何修訂法例界定）核實的副本須提交給署長。在上述提交前不能進行影響該地段或其部分或該地段已建或擬建的任何建築物或其部分的交易（除了按批地文件C部特別條件第(6)(c)條訂立租賃協議或租契或與此租賃協議或租契有關的協議及按批地文件C部特別條件第(6)(d)條訂立建築按揭或押記或署長可批准的其他交易）。上述經批准圖則標示的車位、裝卸車位只可用作批地文件C部特別條件第(7)及(8)條指定的用途。承授人須按該經批准圖則保養車位、裝卸車位及其他區域，包括但不限於升降機、梯台、調度及迴旋區，未經署長事先書面批准，不得對其作出更改。除經批准圖則標示的車位外，不得使用該地段或其中任何建築物或構築物作泊車用途。

30. 批地文件C部特別條件第(14)條規定：

(a) 承授人可於該地段內搭建、興建及提供經署長書面批准的休憩設施及其附屬設施（「**休憩設施**」）。休憩設施的種類、尺寸、設計、高度及布局亦須經署長事先書面批准。

31. 批地文件C部特別條件第(15)條規定：

(a) 該地段內可提供看更或管理員或兩者的辦公設施，受下列條件規限:

(i) 署長認為此等設施對該地段已建或擬建的建築物的安全、保安及良好管理是必要的；

(ii) 此等設施不得用作該地段全職聘用和必要時聘用的看更或管理員或兩者的辦公設施以外用途；及

(iii) 此等設施的位置須經署長事先書面批准。

32. 批地文件C部特別條件第(16)條規定：

(a) 可於該地段內提供一個辦事處，供業主立案法團或業主委員會使用，惟：

(i) 該辦事處不得用作就該地段及於其上已建或擬建的建築物所成立或擬成立的業主立案法團或業主委員會開會及行政工作之外任何用途；及

(ii) 該辦事處的位置須經署長事先書面批准。

備註：
1. 本節所載的「承授人」指批地文件訂明的「買方」，如上下文意允許或規定則包括其遺產執行人、遺產管理人及受讓人；如屬公司則包括其繼承人及受讓人。
2. 請參閱批地文件以了解全部詳情。完整的批地文件文本可於售樓處營業時間作出要求後免費查閱，並可在支付所需影印費後取得批地文件之複印本。

INFORMATION ON PUBLIC FACILITIES AND PUBLIC OPEN SPACES
公共設施及公眾休憩用地的資料

A.	Any facilities that are required under the land grant to be constructed and provided for the Government, or for public use 根據有關的批地文件規定須興建並提供予政府或供公眾使用的任何設施	Not applicable 不適用
B.	Any facilities or open space that is / are required under the land grant to be managed, operated or maintained for public use at the expense of the owners of the residential properties in the Development 根據有關的批地文件規定須由發展項目中的住宅物業的擁有人出資管理、營運或維持以供公眾使用的任何設施或休憩用地	Not applicable 不適用
C.	Any part of the land (on which the Development is situated) that is dedicated to the public for the purposes of regulation 22(1) of the Building (Planning) Regulations (Cap. 123 sub. leg. F) 發展項目所位於的土地中為施行《建築物（規劃）規例》（第123章，附屬法例F）第22（1）條而撥供公眾用途的任何部分	Not applicable 不適用

WARNING TO PURCHASERS
對買方的警告

1. The purchaser is hereby recommended to instruct a separate firm of solicitors (other than that acting for the owner) to act for the purchaser in relation to the transaction.
2. If the purchaser instructs such separate firm of solicitors to act for the purchaser in relation to the transaction, that firm will be able to give independent advice to the purchaser.
3. If the purchaser instructs the firm of solicitors acting for the owner to act for the purchaser as well, and a conflict of interest arises between the owner and the purchaser:
   a. That firm may not be able to protect the purchaser's interests; and
   b. The purchaser may have to instruct a separate firm of solicitors.
4. In case of paragraph 3(b), the total solicitors' fees payable by the purchaser may be higher than the fees that would have been payable if the purchaser had instructed a separate firm of solicitors in the first place.

1. 特此建議買方聘用一間獨立的律師事務所（代表擁有人行事者除外），以在此交易中代表買方行事。
2. 如買方聘用上述的獨立的律師事務所，以在交易中代表買方行事，該律師事務所將會能夠向買方提供獨立意見。
3. 如買方聘用代表擁有人行事的律師事務所同時代表買方行事，而擁有人與買方之間出現利益衝突：
   a. 該律師事務所可能不能夠保障買方的利益；及
   b. 買方可能要聘用一間獨立的律師事務所。
4. 如屬段落3(b)的情況，買方須支付的律師費用總數，可能高於如買方自一開始即聘用一間獨立的律師事務所而須支付的費用。

CROSS-SECTION PLAN OF BUILDING IN THE DEVELOPMENT
發展項目中的建築物的橫截面圖

Cross-Section Plan A-A
橫截面圖 A-A

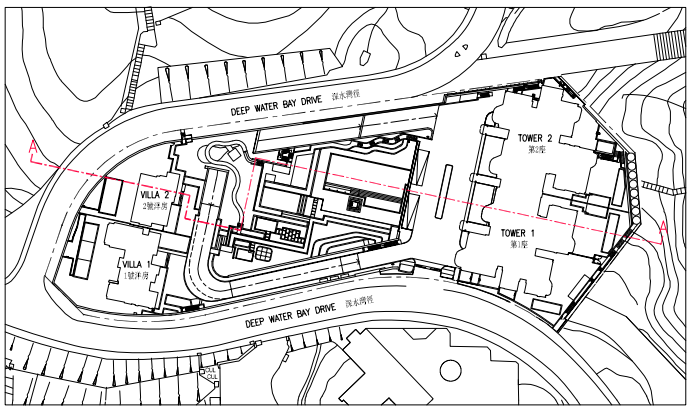

Key Plan
指示圖

N

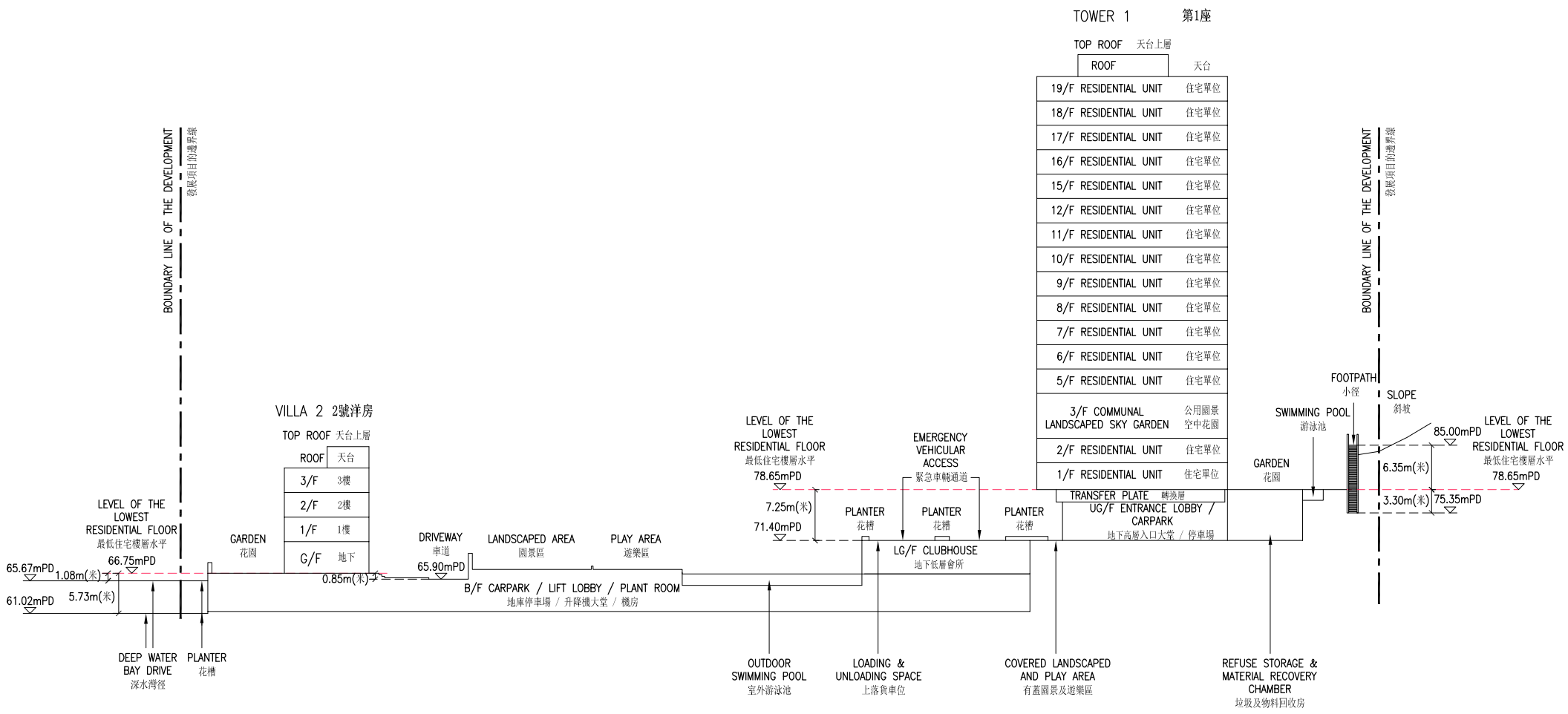

1. ---- red dotted line denotes the lowest residential floor.
2. ▽ denotes height in metres above Hong Kong Principal Datum (mPD).
3. The part of Emergency Vehicular Access adjacent to Tower 1 is 71.40 metres above the Hong Kong Principal Datum.
4. The part of footpath adjacent to Tower 1 is 75.35 to 85.00 metres above the Hong Kong Principal Datum.
5. The part of Deep Water Bay Drive adjacent to Villa 2 is 61.02 to 65.67 metres above the Hong Kong Principal Datum.
6. The part of Driveway adjacent to Villa 2 is 65.90 metres above the Hong Kong Principal Datum.

1. ---- 紅色虛線為最低住宅樓層水平。
2. ▽ 代表香港主水平基準以上高度。
3. 毗連第1座的一段緊急車輛通道為香港主水平基準以上71.40米。
4. 毗連第1座的一段小徑為香港主水平基準以上75.35米至85.00米。
5. 毗連2號洋房的一段深水灣徑為香港主水平基準以上61.02至65.67米。
6. 毗連2號洋房的一段車道為香港主水平基準以上65.90米。

CROSS-SECTION PLAN OF BUILDING IN THE DEVELOPMENT
發展項目中的建築物的橫截面圖

Cross-Section Plan B-B
橫截面圖 B-B

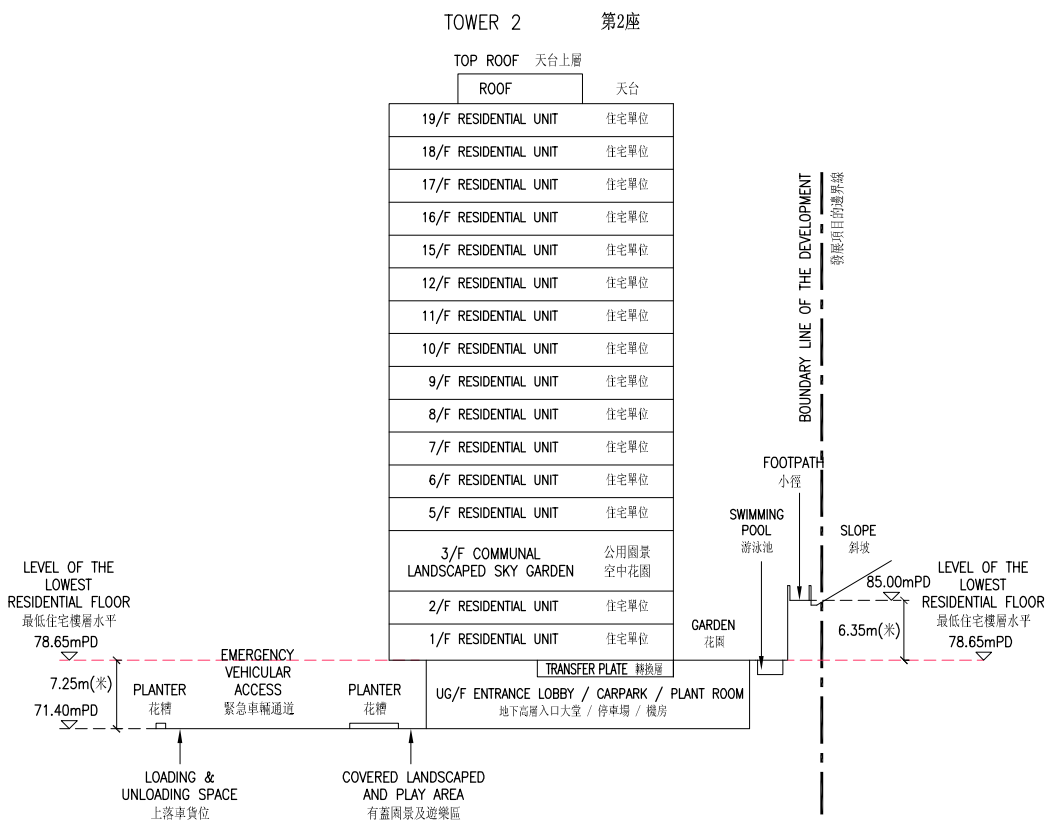

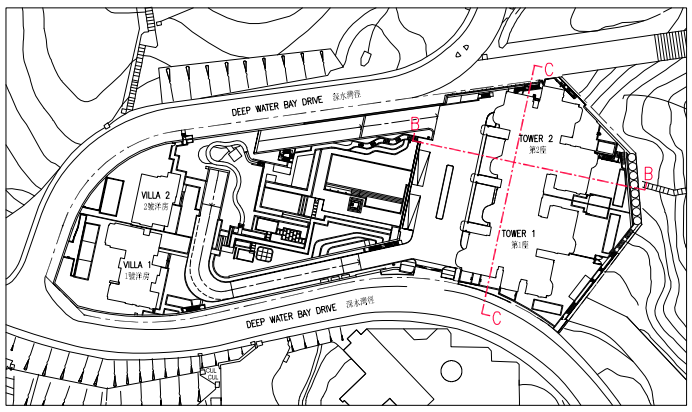

Key Plan
指示圖

N

1. ---- red dotted line denotes the lowest residential floor.
2. ▽ denotes height in metres above Hong Kong Principal Datum (mPD).
3. The part of Emergency Vehicular Access adjacent to Tower 2 is 71.40 metres above the Hong Kong Principal Datum.
4. The part of footpath adjacent to Tower 2 is 85.00 metres above the Hong Kong Principal Datum.

1. ---- 紅色虛線為最低住宅樓層水平。
2. ▽ 代表香港主水平基準以上高度。
3. 毗連第2座的一段緊急車輛通道為香港主水平基準以上71.40米。
4. 毗連第2座的一段小徑為香港主水平基準以上85.00米。

Cross-Section Plan C-C
橫截面圖 C-C

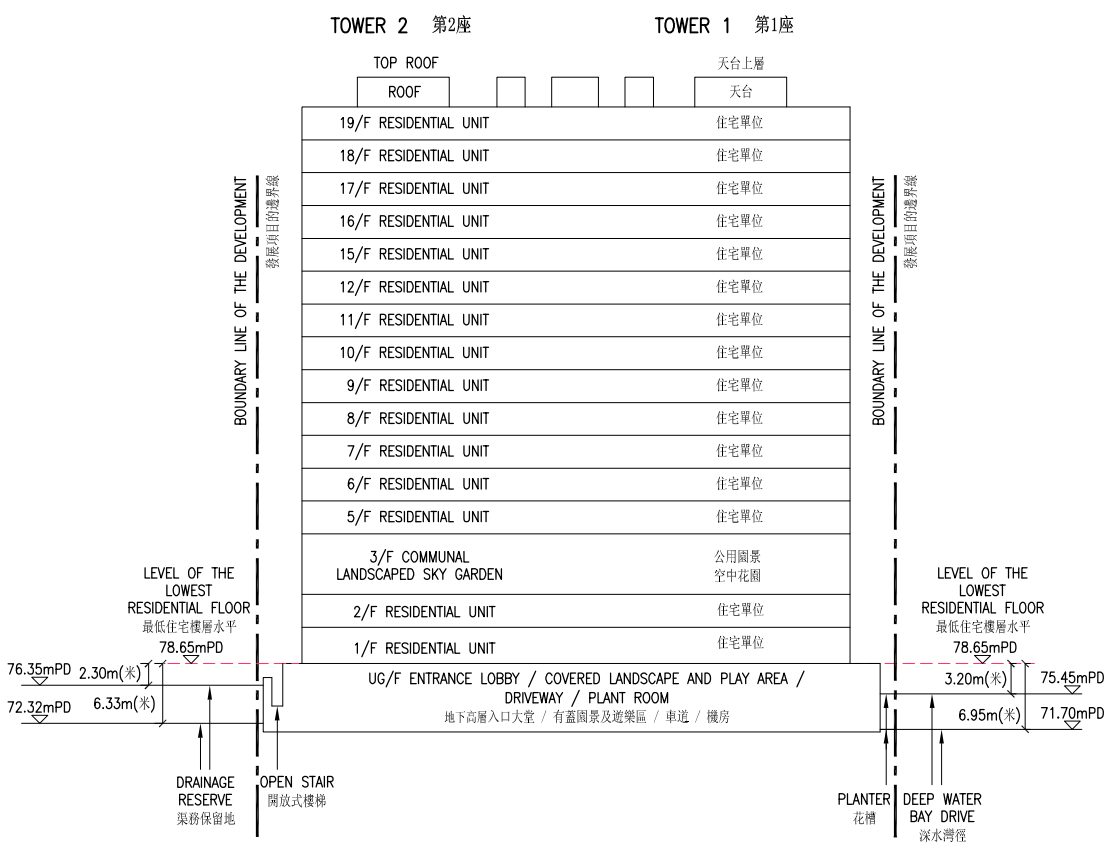

1. ---- red dotted line denotes the lowest residential floor.
2. ▽ denotes height in metres above Hong Kong Principal Datum (mPD).
3. The part of Deep Water Bay Drive adjacent to Tower 1 is 71.70 to 75.45 metres above the Hong Kong Principal Datum.
4. The part of Drainage Reserve adjacent to Tower 2 is 72.32 to 76.35 metres above the Hong Kong Principal Datum.

1. ---- 紅色虛線為最低住宅樓層水平。
2. ▽ 代表香港主水平基準以上高度。
3. 毗連第1座的一段深水灣徑為香港主水平基準以上71.70至75.45米。
4. 毗連第2座的一段渠務保留地為香港主水平基準以上72.32至76.35米。

CROSS-SECTION PLAN OF BUILDING IN THE DEVELOPMENT
發展項目中的建築物的橫截面圖

Cross-Section Plan D-D
橫截面圖 D-D

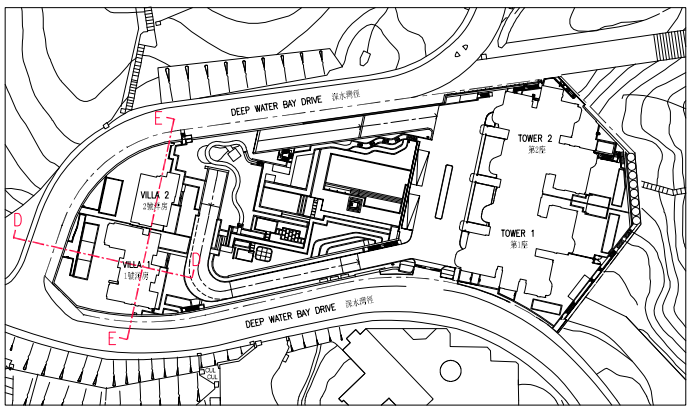

Key Plan
指示圖

N

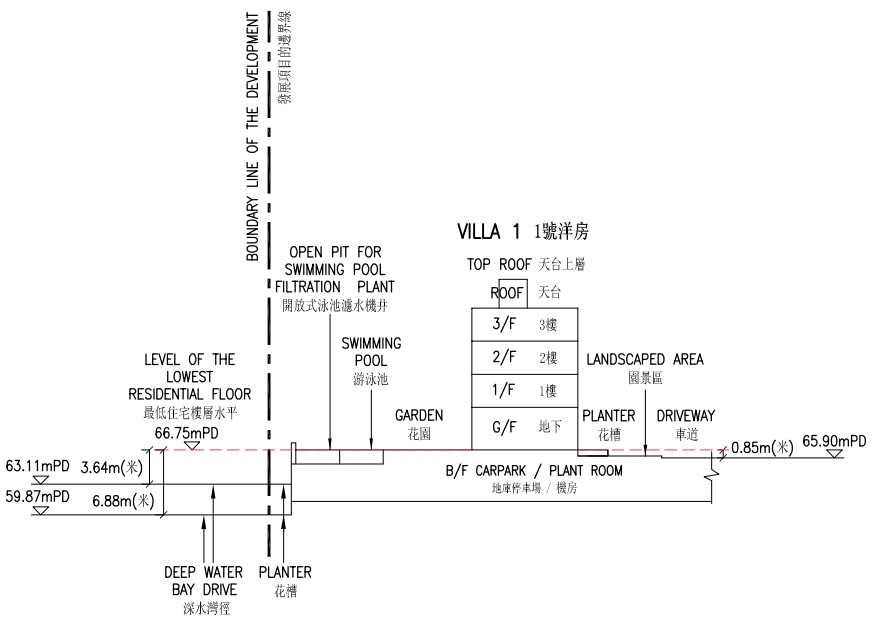

1. ---- red dotted line denotes the lowest residential floor.
2. ▽ denotes height in metres above Hong Kong Principal Datum (mPD).
3. The part of Deep Water Bay Drive adjacent to Villa 1 is 59.87 to 63.11 metres above the Hong Kong Principal Datum.
4. The part of Driveway adjacent to Villa 1 is 65.90 metres above the Hong Kong Principal Datum.

1. ---- 紅色虛線為最低住宅樓層水平。
2. ▽ 代表香港主水平基準以上高度。
3. 毗連1號洋房的一段深水灣徑為香港主水平基準以上59.87至63.11米。
4. 毗連1號洋房的一段車道為香港主水平基準以上65.90米。

Cross-Section Plan E-E
橫截面圖 E-E

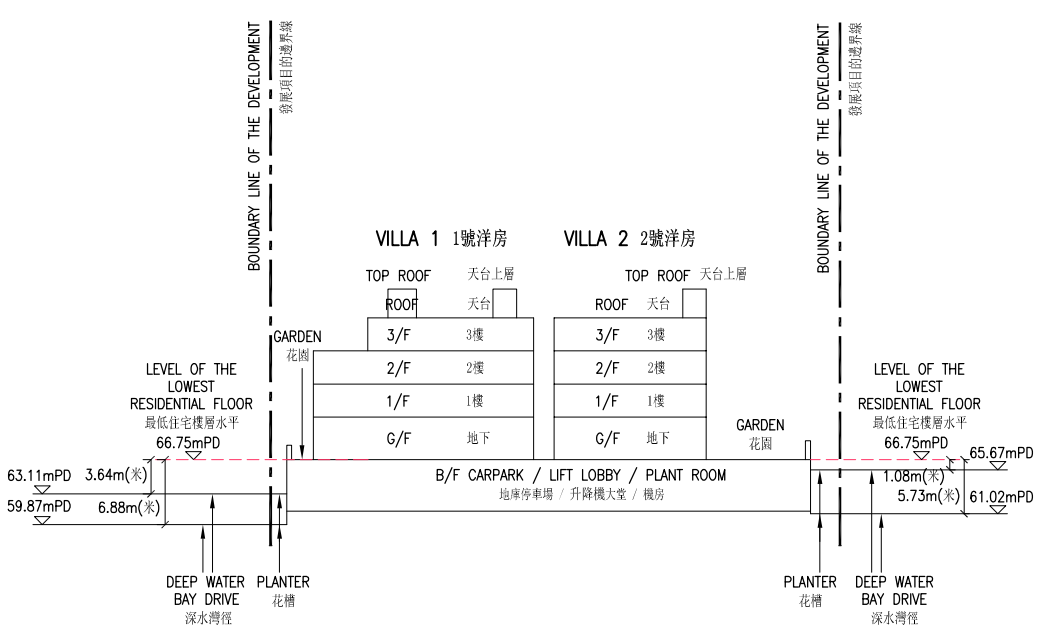

1. ---- red dotted line denotes the lowest residential floor.
2. ▽ denotes height in metres above Hong Kong Principal Datum (mPD).
3. The part of Deep Water Bay Drive adjacent to Villa 1 is 59.87 to 63.11 metres above the Hong Kong Principal Datum.
4. The part of Deep Water Bay Drive adjacent to Villa 2 is 61.02 to 65.67 metres above the Hong Kong Principal Datum.

1. ---- 紅色虛線為最低住宅樓層水平。
2. ▽ 代表香港主水平基準以上高度。
3. 毗連1號洋房的一段深水灣徑為香港主水平基準以上59.87至63.11米。
4. 毗連2號洋房的一段深水灣徑為香港主水平基準以上61.02至65.67米。

ELEVATION PLAN
立面圖

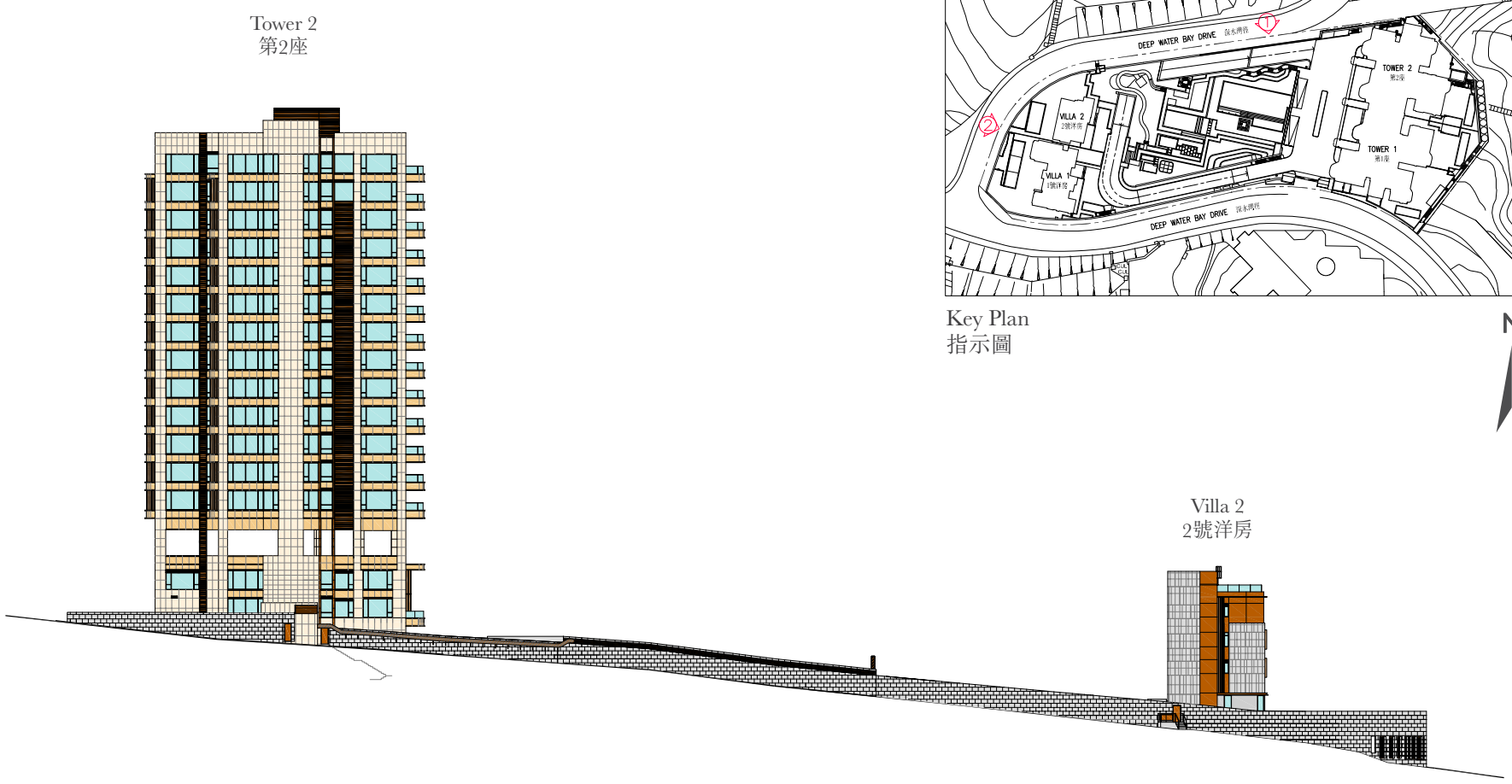

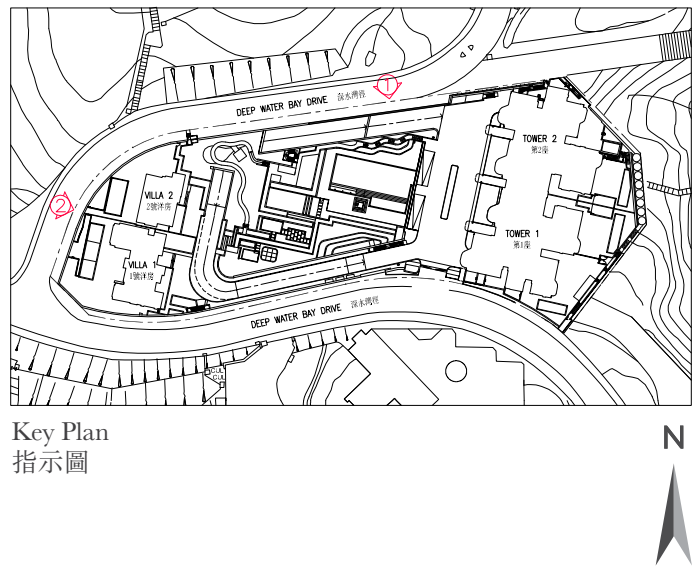

Key Plan
指示圖

Elevation Plan 1
立面圖 1

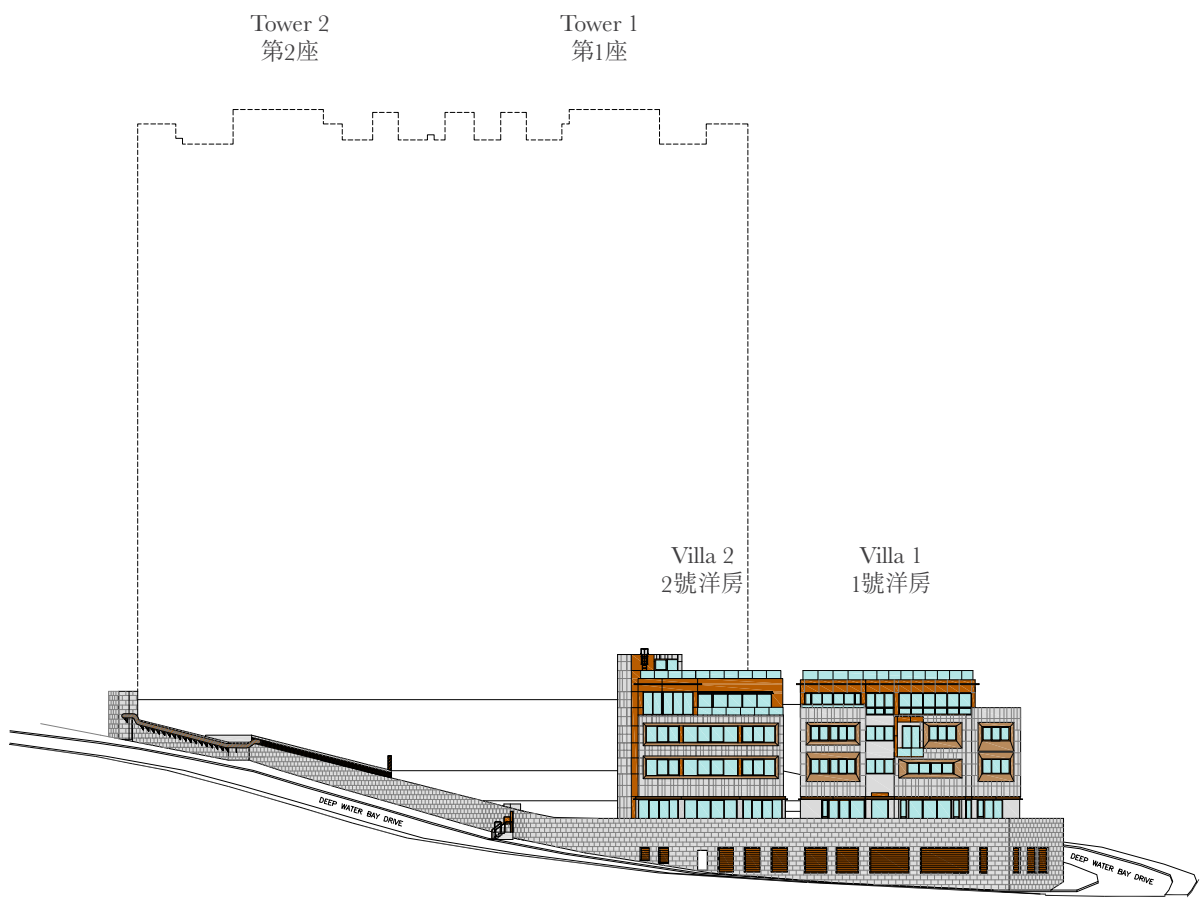

Elevation Plan 2
立面圖 2

Authorized Person for the Development certified that the elevations shown on this plan:

1. are prepared on the basis of the approved Building Plans for the Development as of 31 October 2017 and the approved Alterations and Additions Plans for the Development on 27 September 2018 and 19 October 2018; and
2. are in general accordance with the outward appearance of the Development.

發展項目的認可人士證明本圖所顯示的立面：

1. 以2017年10月31日的情況為準的發展項目的經批准的建築圖則和2018年9月27日及2018年10月19日的情況為準的發展項目經批准的改建和加建圖則為基礎擬備；及
2. 大致上與發展項目的外觀一致。

ELEVATION PLAN
立面圖

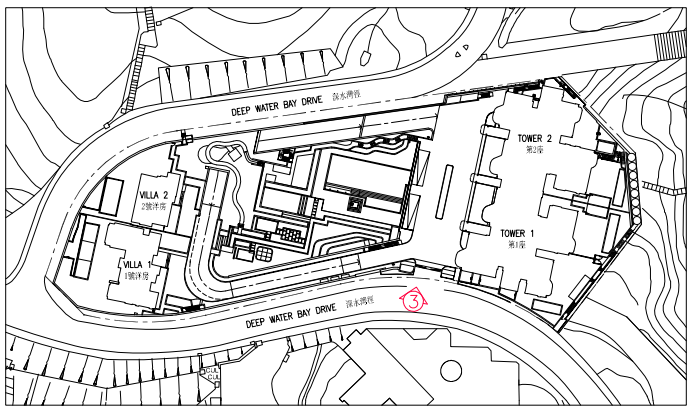

Key Plan
指示圖

N

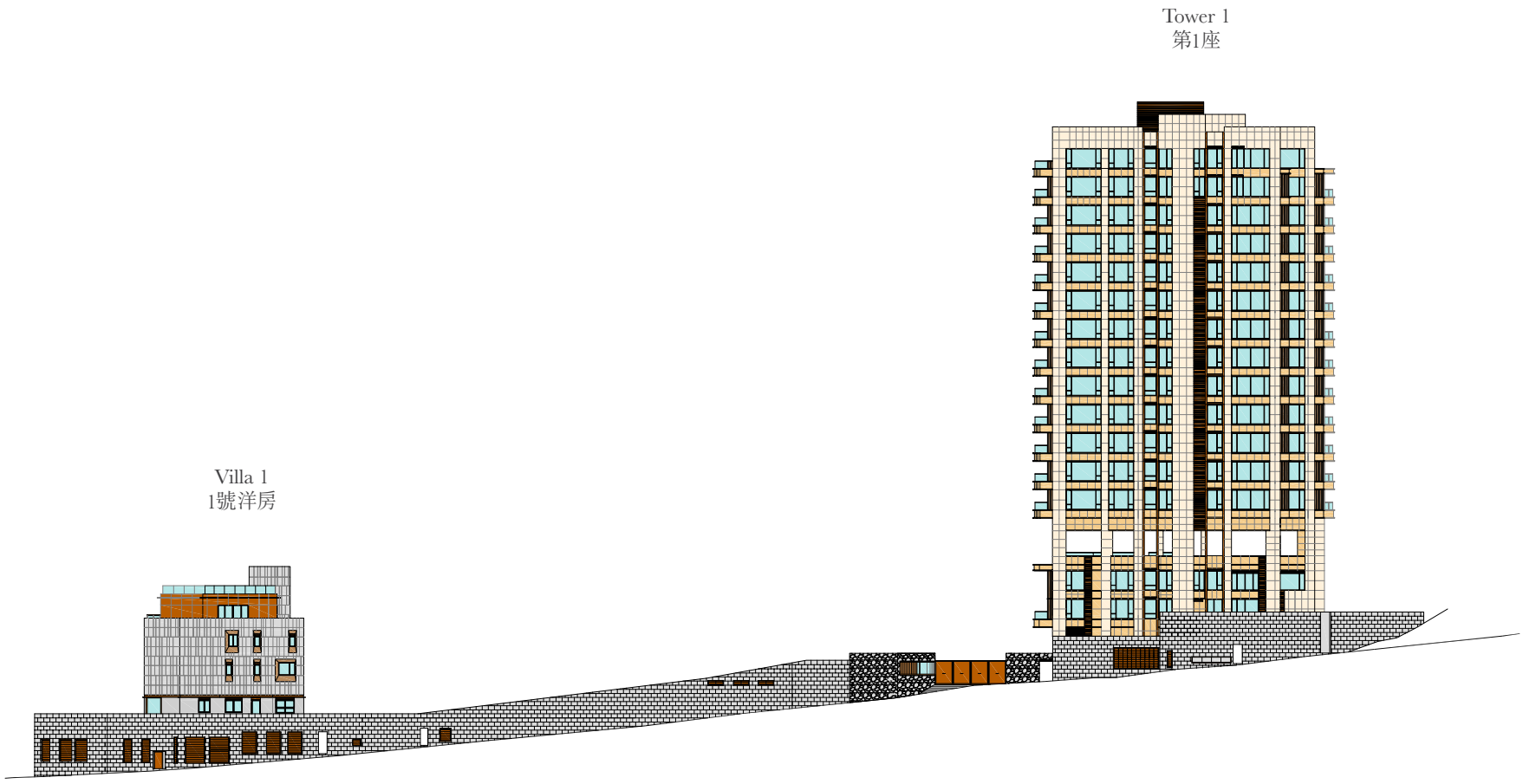

Elevation Plan 3
立面圖 3

Authorized Person for the Development certified that the elevations shown on this plan:

1. are prepared on the basis of the approved Building Plans for the Development as of 31 October 2017 and the approved Alterations and Additions Plans for the Development on 27 September 2018 and 19 October 2018; and
2. are in general accordance with the outward appearance of the Development.

發展項目的認可人士證明本圖所顯示的立面：

1. 以2017年10月31日的情況為準的發展項目的經批准的建築圖則和2018年9月27日及2018年10月19日的情況為準的發展項目經批准的改建和加建圖則為基礎擬備；及
2. 大致上與發展項目的外觀一致。

ELEVATION PLAN
立面圖

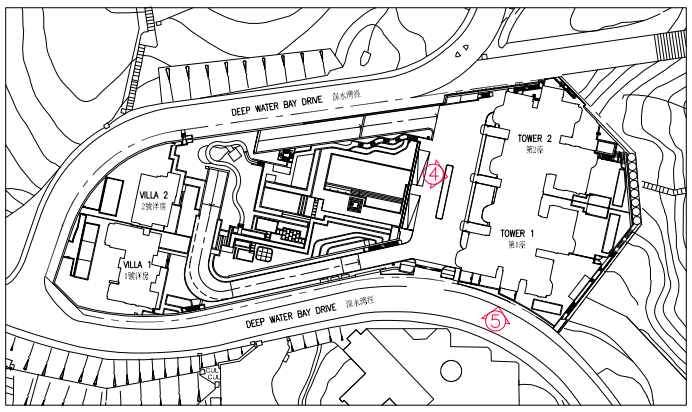

Key Plan
指示圖

N

Tower 2
第2座

Tower 1
第1座

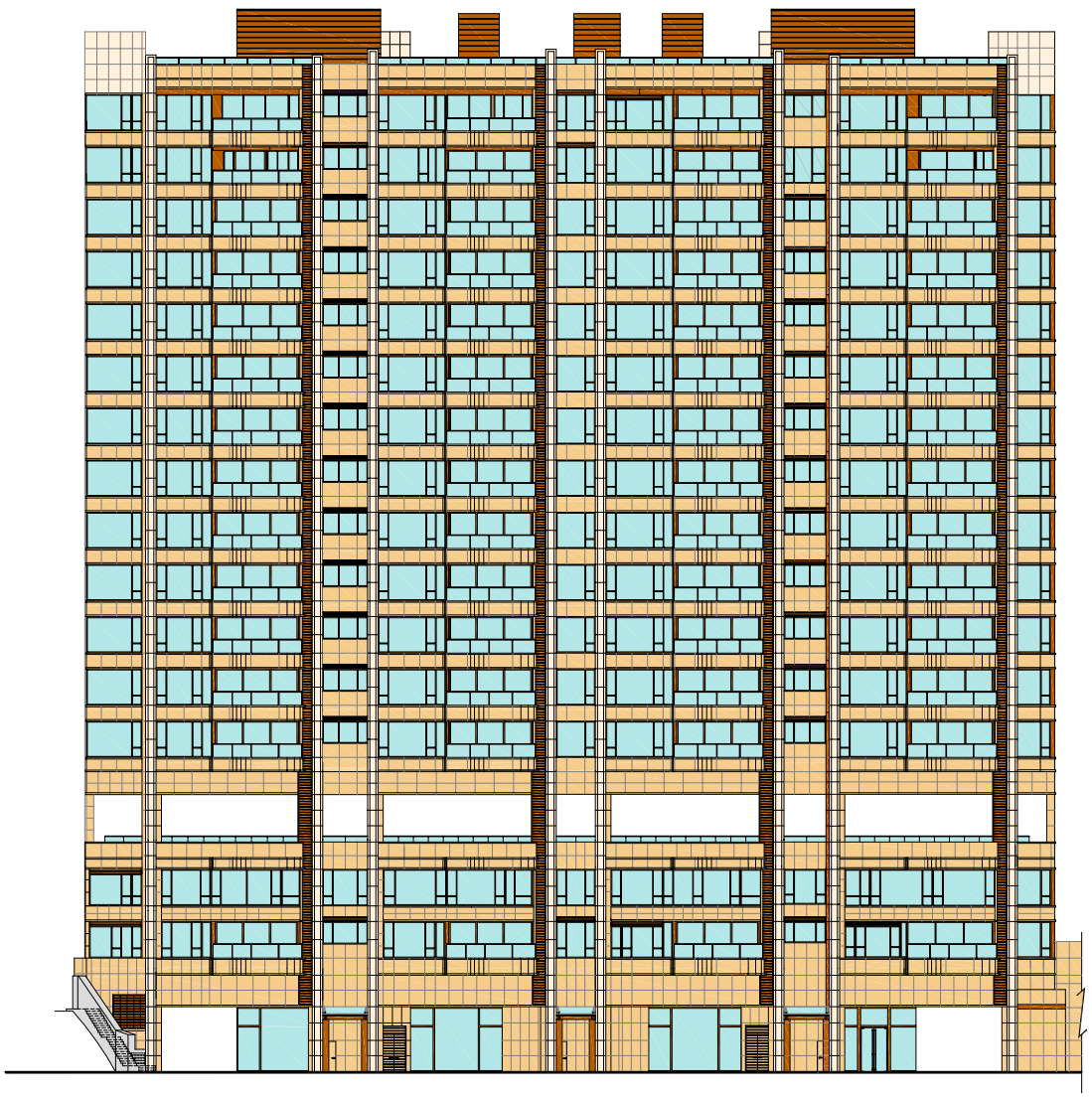

Elevation Plan 4
立面圖 4

Tower 1
第1座



Elevation Plan 5
立面圖 5

Authorized Person for the Development certified that the elevations shown on this plan:

1. are prepared on the basis of the approved Building Plans for the Development as of 31 October 2017; and
2. are in general accordance with the outward appearance of the Development.

發展項目的認可人士證明本圖所顯示的立面：

1. 以2017年10月31日的情況為準的發展項目的經批准的建築圖則為基礎擬備；及
2. 大致上與發展項目的外觀一致。

ELEVATION PLAN
立面圖

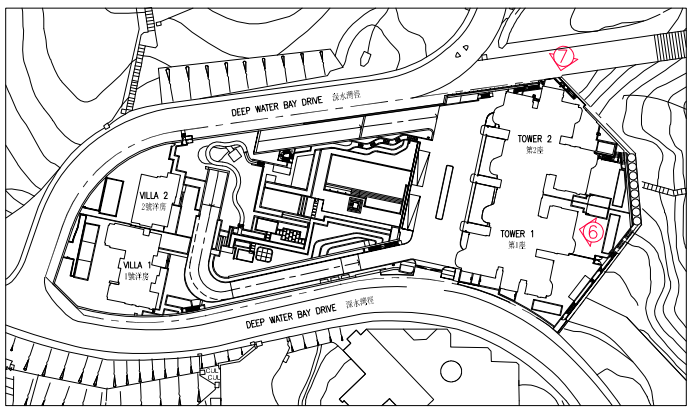

Key Plan
指示圖

N

Tower 1
第1座

Elevation Plan 6
立面圖 6

Tower 2
第2座

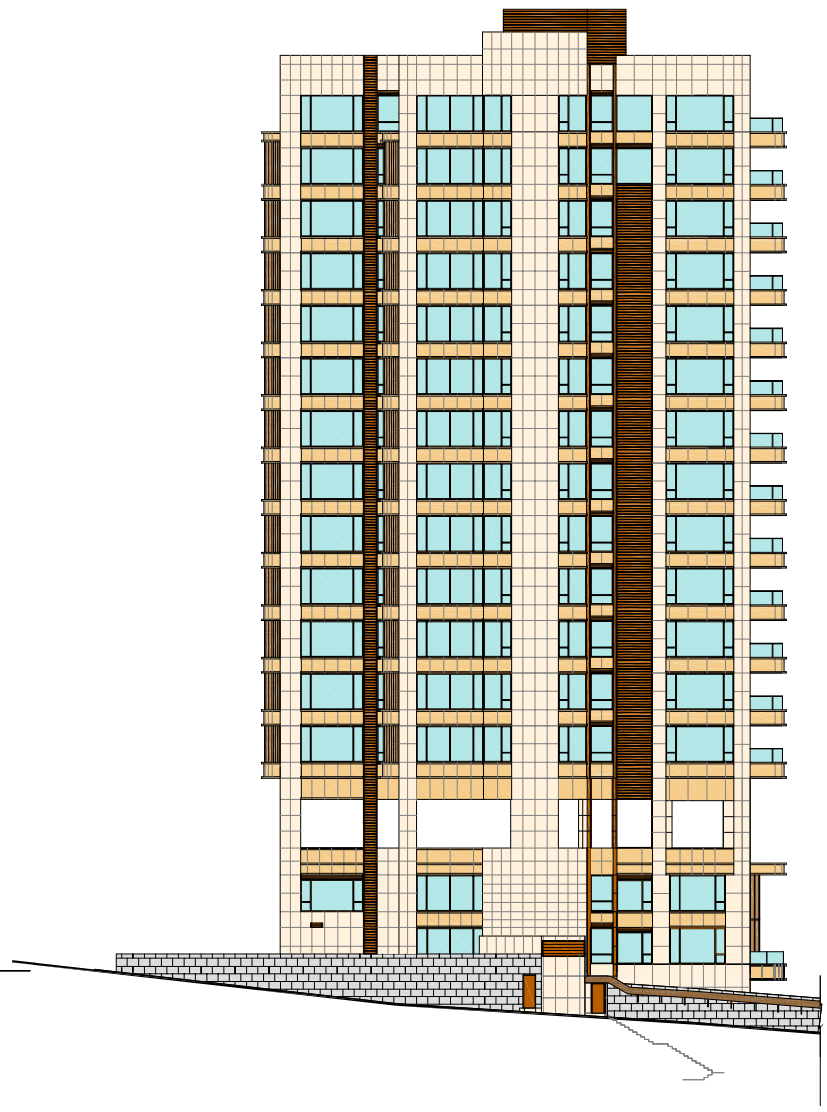

Elevation Plan 7
立面圖 7

Authorized Person for the Development certified that the elevations shown on this plan:

1. are prepared on the basis of the approved Building Plans for the Development as of 31 October 2017 and the approved Alterations and Additions Plans for the Development on 27 September 2018 and 19 October 2018; and
2. are in general accordance with the outward appearance of the Development.

發展項目的認可人士證明本圖所顯示的立面：

1. 以2017年10月31日的情況為準的發展項目的經批准的建築圖則和2018年9月27日及2018年10月19日的情況為準的發展項目經批准的改建和加建圖則為基礎擬備；及
2. 大致上與發展項目的外觀一致。

ELEVATION PLAN
立面圖

Villa 1
1號洋房

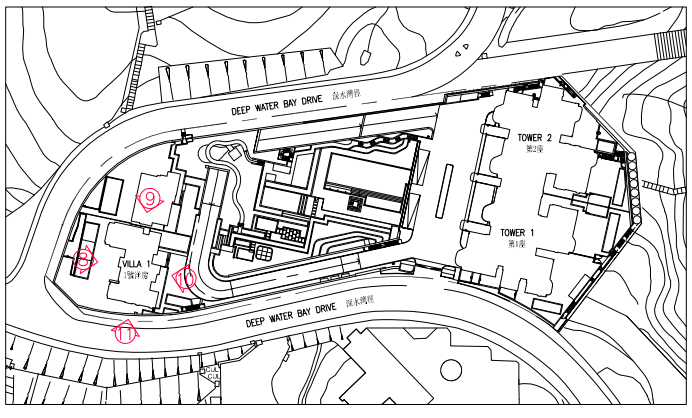

Key Plan
指示圖

N

Elevation Plan 8
立面圖 8

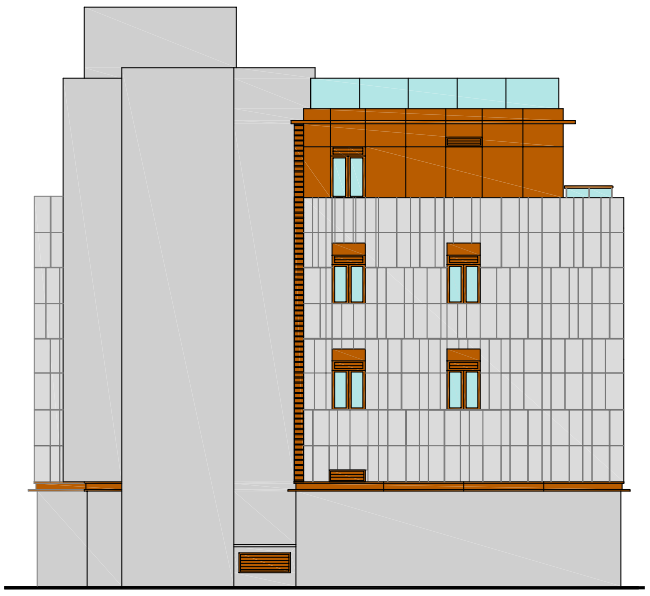

Elevation Plan 9
立面圖 9



Elevation Plan 10
立面圖 10

Elevation Plan 11
立面圖 11

Authorized Person for the Development certified that the elevations shown on this plan:

1. are prepared on the basis of the approved Building Plans for the Development as of 31 October 2017 and the approved Alterations and Additions Plans for the Development on 27 September 2018 and 19 October 2018; and
2. are in general accordance with the outward appearance of the Development.

發展項目的認可人士證明本圖所顯示的立面：

1. 以2017年10月31日的情況為準的發展項目的經批准的建築圖則和2018年9月27日及2018年10月19日的情況為準的發展項目經批准的改建和加建圖則為基礎擬備；及
2. 大致上與發展項目的外觀一致。

ELEVATION PLAN
立面圖

Villa 2
2號洋房

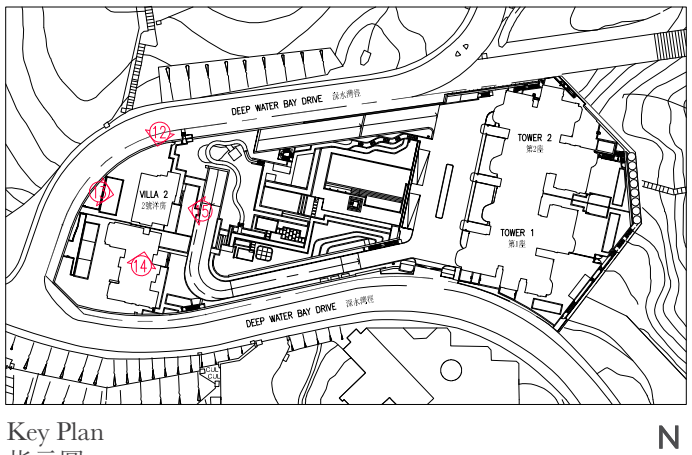

Key Plan
指示圖

N



Elevation Plan 12
立面圖 12



Elevation Plan 13
立面圖 13



Elevation Plan 14
立面圖 14



Elevation Plan 15
立面圖 15

Authorized Person for the Development certified that the elevations shown on this plan:

1. are prepared on the basis of the approved Building Plans for the Development as of 31 October 2017; and
2. are in general accordance with the outward appearance of the Development.

發展項目的認可人士證明本圖所顯示的立面：

1. 以2017年10月31日的情況為準的發展項目的經批准的建築圖則為基礎擬備；及
2. 大致上與發展項目的外觀一致。

INFORMATION ON COMMON FACILITIES IN THE DEVELOPMENT
發展項目中的公用設施的資料

	Covered 有上蓋遮蓋		Uncovered 沒有上蓋遮蓋	
Category of Common Facilities 公用設施類別	Area 面積 (sq.m. 平方米)	Area 面積 (sq.ft. 平方呎)	Area 面積 (sq.m. 平方米)	Area 面積 (sq.ft. 平方呎)
A residents' clubhouse (including any recreational facilities for residents' use) 住客會所 (包括供住客使用的任何康樂設施)	1,148.953	12,367	618.437	6,657
A communal garden or play area for residents' use on the roof, or on any floor between the roof and the lowest residential floor, of a building in the Development (whether known as a communal sky garden or otherwise) 位於發展項目中的建築物的天台或在天台和最低一層住宅樓層之間的任何一層的、供住客使用的公用花園或遊樂地方 (不論是稱為公用空中花園或有其他名稱)	1,355.384	14,589	N/A 不適用	N/A 不適用
A communal garden or play area for residents' use below the lowest residential floor of a building in the Development (whether known as a covered and landscaped play area or otherwise) 位於發展項目中的建築物的最低一層住宅樓層以下的、供住客使用的公用花園或遊樂地方 (不論是稱為有蓋及園景的遊樂場或有其他名稱)	239.958	2,572	2,112.976	22,744

Note:

The areas as specified above in square feet are converted from the areas in square metres at a rate of 1 square metre = 10.764 square feet and rounded off to the nearest integer, which may be slightly different from the areas presented in square metres.

備註：

上述以平方呎表述之面積以1平方米=10.764平方呎換算，並四捨五入至整數平方呎之方法計算得出，與以平方米表述之面積可能有些微差異。

INSPECTION OF PLANS AND DEED OF MUTUAL COVENANT
閱覽圖則及公契

1. The address of the website on which copies of the Outline Zoning Plans relating to the Development is available at http://www.ozp.tpb.gov.hk
2. A copy of every deed of mutual covenant in respect of the residential property that has been executed is available for inspection at the place at which the residential property is offered to be sold.
3. The inspection is free of charge.

1. 關於發展項目的分區計劃大綱圖的文本供閱覽的互聯網網站的網址為 http://www.ozp.tpb.gov.hk
2. 關於住宅物業每一已簽立的公契的文本存放在住宅物業的售樓處，以供閱覽。
3. 無須為閱覽付費。

FITTINGS, FINISHES AND APPLIANCES
裝置、裝修物料及設備

1. EXTERIOR FINISHES

All units of Tower 1 and Tower 2 (Including all Garden Units and all Penthouses)

Item		Description			
(a)	External wall	Type of finishes	Natural stone, curtain wall, wood composite, aluminum cladding, grille and louvre		
(b)	Window	Material of frame	Aluminum frame with fluorocarbon coating		
		Material of glass	Clear insulated glass unit (IGU) of low-iron tempered glass with low-emissivity coating or back paint		
(c)	Bay window	Material of bay window	Not applicable		
		Finishes of window sill	Not applicable		
(d)	Planter	Type of finishes	Not applicable		
(e)	Verandah or balcony	Type of finishes	Balcony:		
			Floor	Wall	Ceiling
			Cement sand screeding	Natural stone, wood composite, glass balustrade with aluminum handrail	Wood composite
			Verandah: Not applicable		
		Whether it is covered	Balcony: Covered Verandah: Not applicable		
(f)	Drying facilities for clothing	Type and material	Not applicable		

Villa 1 and Villa 2

Item		Description			
(a)	External wall	Type of finishes	Natural stone, ceramic tiles, wood composite, aluminum cladding, grille and louvre		
(b)	Window	Material of frame	Aluminum window frame with fluorocarbon coating		
		Material of glass	Clear insulated glass unit (IGU) of low-iron tempered glass with low-emissivity coating		
(c)	Bay window	Material of bay window	Not applicable		
		Finishes of window sill	Not applicable		
(d)	Planter	Type of finishes	Not applicable		
(e)	Verandah or balcony	Type of finishes	Balcony:		
			Floor	Wall	Ceiling
			Cement sand screeding	Cement lime skim coat plaster, natural stone, wood composite, glass balustrade with aluminum handrail	Cement lime skim coat plaster
			Verandah: Not applicable		
		Whether it is covered	Balcony: Covered Verandah: Not applicable		
(f)	Drying facilities for clothing	Type and material	Not applicable		

2. INTERIOR FINISHES

Garden Units A, B, C and D

Item	Description				
(a) Lobby	Type of wall, floor and ceiling finishes				
		Wall	Floor	Ceiling	
	Private Lift Lobby on UG/F (Garden Units B and C)	Wood veneer and metal to the exposed surface	Natural stone to the exposed surface	Cement board false ceiling in emulsion paint	
	Private Lift Lobby on 1/F	Wallpaper and metal to the exposed surface	Natural stone to the exposed surface	Cement board false ceiling in emulsion paint	
	Entrance Lobby (Including Lift Lobby) on UG/F (Units A and B of Tower 1, Units C and D of Tower 2)	Wood veneer and metal to the exposed surface	Natural stone to the exposed surface	Cement board false ceiling in emulsion paint	
	Lift Lobby on UG/F, 1/F and 2/F	Ceramic tiles up to 1.2m high with emulsion paint above	Ceramic tiles	Emulsion Paint	
(b) Internal wall and ceiling	Type of wall and ceiling finishes for Living Room, Dining Room and Bedroom				
		Wall	Ceiling		
	Living Room, Dining Room and Bedroom	Emulsion paint	Plastered and painted with emulsion paint on exposed surfaces; Cement board with emulsion paint where false ceiling or bulkhead are provided		
(c) Internal floor	Material of floor and skirting for Living Room, Dining Room and Bedroom				
		Floor	Skirting		
	Living Room and Dining Room	Engineered timber and natural stone border	Wood		
	Bedroom	Engineered timber	Wood		
(d) Bathroom		Wall	Floor	Ceiling	
	(i) Type of finishes	Natural stone to the exposed surface	Natural stone to the exposed surface	Cement board false ceiling in emulsion paint	
	(ii) Whether the wall finishes run up to the ceiling	Up to the level of false ceiling			
(e) Kitchen		Wall	Floor	Ceiling	Cooking Bench
	(i) Type of finishes	Natural stone and ceramic tile to the exposed surface	Natural stone to the exposed surface	Cement board false ceiling in emulsion paint	Natural stone
	(ii) Whether the wall finishes run up to the ceiling	Up to the level of false ceiling			

Notes:
"Garden Unit A" means Garden Unit A on UG/F, 1/F and 2/F of Tower 1
"Garden Unit B" means Garden Unit B on UG/F, 1/F and 2/F of Tower 1
"Garden Unit C" means Garden Unit C on UG/F, 1/F and 2/F of Tower 2
"Garden Unit D" means Garden Unit D on UG/F, 1/F and 2/F of Tower 2

2. INTERIOR FINISHES

All units of Tower 1 and Tower 2 (Excluding all Garden Units and all Penthouses)

Item	Description			
(a) Lobby	Type of wall, floor and ceiling finishes			
		Wall	Floor	Ceiling
	Private Lift Lobby	Wallpaper to the exposed surface (Except 16C) Natural stone and wood in emulsion paint to the exposed surface (16C)	Natural stone to the exposed surface	Cement board false ceiling in emulsion paint (Except 16A) Cement board false ceiling in wood veneer (16A)
	Entrance Lobby (Including Lift Lobby) on UG/F (Units A and B of Tower 1, Units C and D of Tower 2)	Wood veneer and metal to the exposed surface	Natural stone to the exposed surface	Cement board false ceiling in emulsion paint
	Lift Lobby	Ceramic tiles up to 1.2m high with emulsion paint above	Ceramic tiles	Emulsion Paint
(b) Internal wall and ceiling	Type of wall and ceiling finishes for Living Room, Dining Room and Bedroom			
		Wall		Ceiling
	Living Room, Dining Room and Bedroom	Emulsion paint (Except 16A and 16C) Wallpaper, natural stone and wood veneer (Living Room and Dining Room of 16A) Wallpaper, mirror and wood veneer (Master Bedroom of 16A) Wallpaper and wood veneer (Bedrooms 2 & 3 of 16A) Emulsion paint and wood veneer (Bedroom 1 of 16A) Wood in emulsion paint (Living Room and Dining Room of 16C) Wood veneer, fabric panel and metal strip (Master Bedroom of 16C); Fabric panel, mirror and metal strip (Bedroom 1 of 16C); Fabric panel, wallpaper and metal strip (Bedroom 2 of 16C); Fabric panel, wallpaper, wood in emulsion paint and metal strip (Bedroom 3 of 16C)		Plastered and painted with emulsion paint on exposed surfaces; Cement board with emulsion paint where false ceiling or bulkhead are provided (Except 16A) Cement board false ceiling in emulsion paint and wood veneer (Living Room and Dining Room of 16A) Cement board false ceiling in wood veneer (Master Bedroom and Bedrooms of 16A)
(c) Internal floor	Material of floor and skirting for Living Room, Dining Room and Bedroom			
		Floor		Skirting
	Living Room and Dining Room	Engineered timber and natural stone border (Except 16A and 16C) Engineered timber (16A and 16C)		Wood (Except 16C) Wood in emulsion paint (16C)

Notes:
"16A" means Unit A on 16/F of Tower 1
"16C" means Unit C on 16/F of Tower 2

2. INTERIOR FINISHES

All units of Tower 1 and Tower 2 (Excluding all Garden Units and all Penthouses)

Item	Description				
(c) Internal floor	Material of floor and skirting for Living Room, Dining Room and Bedroom				
		Floor		Skirting	
	Bedroom	Engineered timber (Including Master Bedroom and Bedrooms 1 and 2 of 16A; except Bedroom 3 and Walk-in Closet of 16A) Engineered timber and carpet (Bedroom 3 of 16A) Carpet (Walk-in Closet of 16A) Engineered timber and carpet (16C)		Wood (Except 16C) Wood (Master Bedroom of 16C) Wood in emulsion paint (Bedroom 1, 2 and 3 of 16C)	
(d) Bathroom	(i) Type of finishes				
		Wall	Floor	Ceiling	
	Bathrooms and Master Bathroom (Units A and B of Tower 1, Units D and 16C of Tower 2)	Natural stone to the exposed surface (Except Master Bathroom of 16C) Natural stone and mirror to the exposed surface (Master Bathroom of 16C)	Natural stone to the exposed surface	Cement board false ceiling in emulsion paint	
	Master Bathroom (Units C of Tower 2; except 16C)	Natural stone and painted panel to the exposed surface	Natural stone and natural stone mosaic to the exposed surface	Cement board false ceiling in emulsion paint	
	Bathrooms (Units C of Tower 2; except 16C)	Natural stone to the exposed surface	Natural stone to the exposed surface	Cement board false ceiling in emulsion paint	
	(ii) Whether the wall finishes run up to the ceiling	Up to the level of false ceiling			
(e) Kitchen	(i) Type of finishes				
		Wall	Floor	Ceiling	Cooking Bench
	Units A of Tower 1 (Except 16A), Units D and 16C of Tower 2	Natural stone to the exposed surface	Natural stone to the exposed surface	Cement board false ceiling in emulsion paint	Natural stone
	Units B of Tower 1 and Units C of Tower 2 (Except 16C)	Natural stone and porcelain tile to the exposed surface	Natural stone to the exposed surface	Cement board false ceiling in emulsion paint	Natural stone
	16A	Porcelain tile to the exposed surface	Porcelain tile to the exposed surface	Cement board false ceiling in emulsion paint	Natural stone
	(ii) Whether the wall finishes run up to the ceiling	Up to the level of false ceiling			

Notes:
"16A" means Unit A on 16/F of Tower 1
"16C" means Unit C on 16/F of Tower 2

2. INTERIOR FINISHES

Penthouses A, B, C and D

Item	Description				
(a) Lobby	Type of wall, floor and ceiling finishes				
			Wall	Floor	Ceiling
	Private Lift Lobby	Penthouses A and D	Plaster rendering	Cement sand screeding	Concrete
		Penthouses B and C	Wallpaper to the exposed surface	Natural stone to the exposed surface	Cement board false ceiling in emulsion paint
	Entrance Lobby (Including Lift Lobby) on UG/F (Units A and B of Tower 1, Units C and D of Tower 2)		Timber and metal to the exposed surface	Natural stone to the exposed surface	Cement board false ceiling in emulsion paint
	Lift Lobby on 18/F and 19/F		Ceramic tiles up to 1.2m high with emulsion paint above	Ceramic tiles	Emulsion Paint
(b) Internal wall and ceiling	Type of wall and ceiling finishes for Living Room, Dining Room and Bedroom				
			Wall	Ceiling	
	Living Room, Dining Room and Bedroom	Penthouses A and D	Plaster rendering	Concrete	
		Penthouses B and C	Emulsion paint	Plastered and painted with emulsion paint on exposed surfaces; Cement board with emulsion paint where false ceiling or bulkhead are provided	
(c) Internal floor	Material of floor and skirting for Living Room, Dining Room and Bedroom				
			Floor	Skirting	
	Living Room and Dining Room	Penthouses A and D	Cement sand screeding	Not applicable	
		Penthouses B and C	Engineered timber and natural stone border	Wood	
	Bedroom	Penthouses A and D	Cement sand screeding	Not applicable	
		Penthouses B and C	Engineered timber	Wood	

Notes:
"Penthouse A" means Penthouse A on 18/F, 19/F and Roof of Tower 1
"Penthouse B" means Penthouse B on 18/F, 19/F and Roof of Tower 1
"Penthouse C" means Penthouse C on 18/F, 19/F and Roof of Tower 2
"Penthouse D" means Penthouse D on 18/F, 19/F and Roof of Tower 2

2. INTERIOR FINISHES

Penthouses A, B, C and D

Item	Description					
			Wall	Floor	Ceiling	
(d) Bathroom	(i) Type of finishes	Penthouses A and D	Plaster rendering	Cement sand screeding	Concrete	
		Penthouses B and C	Natural stone to the exposed surface	Natural stone to the exposed surface	Cement board false ceiling in emulsion paint	
	(ii) Whether the wall finishes run up to the ceiling	Penthouses A and D	Plaster rendering up to ceiling			
		Penthouses B and C	Up to the level of false ceiling			
(e) Kitchen			Wall	Floor	Ceiling	Cooking Bench
	(i) Type of finishes	Penthouses A and D	Plaster rendering	Cement sand screeding	Concrete	Not applicable
		Penthouses B and C	Natural stone and ceramic tile to the exposed surface	Natural stone to the exposed surface	Cement board false ceiling in emulsion paint	Natural stone and stainless steel
	(ii) Whether the wall finishes run up to the ceiling	Penthouses A and D	Plaster rendering up to ceiling			
		Penthouses B and C	Up to the level of false ceiling			

Notes:
"Penthouse A" means Penthouse A on 18/F, 19/F and Roof of Tower 1
"Penthouse B" means Penthouse B on 18/F, 19/F and Roof of Tower 1
"Penthouse C" means Penthouse C on 18/F, 19/F and Roof of Tower 2
"Penthouse D" means Penthouse D on 18/F, 19/F and Roof of Tower 2

2. INTERIOR FINISHES

Villa 1 and Villa 2

Item	Description				
(a) Lobby	Type of wall, floor and ceiling finishes				
		Wall	Floor	Ceiling	
	Lift Lobby and Lift Hall	Plaster rendering	Cement sand screeding	Concrete	
(b) Internal wall and ceiling	Type of wall and ceiling finishes for Living Room, Dining Room and Bedroom				
		Wall	Ceiling		
	Living Room, Dining Room and Bedroom	Plaster rendering	Concrete		
(c) Internal floor	Material of floor and skirting for Living Room, Dining Room and Bedroom				
		Floor	Skirting		
	Living Room, Dining Room and Bedroom	Cement sand screeding	Not applicable		
(d) Bathroom		Wall	Floor	Ceiling	
	(i) Type of finishes	Plaster rendering	Cement sand screeding	Concrete	
	(ii) Whether the wall finishes run up to the ceiling	Plaster rendering up to ceiling			
(e) Kitchen		Wall	Floor	Ceiling	Cooking Bench
	(i) Type of finishes	Plaster rendering	Cement sand screeding	Concrete	Not applicable
	(ii) Whether the wall finishes run up to the ceiling	Plaster rendering up to ceiling			

3. INTERIOR FITTINGS

Garden Units A, B, C and D

Item	Description		
(a) Doors	Garden Gate	Material	Galvanized Mild Steel
		Finishes	Bronze coated
		Accessories	Lockset
	Main Entrance of Staircase on UG/F (Garden Units A and D) Private Lift Lobby on UG/F (Garden Units B and C)	Material	Solid core timber double swing door with hardwood frame
		Finishes	Wood veneer
		Accessories	Lockset, handle and door closer
	Staircase (Leading to Staircase Store) on UG/F (Garden Units A and D)	Material	Solid core timber swing door with hardwood frame
		Finishes	Wood veneer
		Accessories	Lockset and door closer
	Store at staircase on UG/F (Garden Unit D)	Material	Solid core timber swing door with hardwood frame
		Finishes	Wood veneer, metal, plastic laminate and emulsion paint
		Accessories	Lockset and door closer
	Lift Lobby (Leading to Utility Room) on 1/F (Garden Units B and C)	Material	Solid core timber double swing door with hardwood frame
		Finishes	Wood veneer
		Accessories	Lockset, handle, door viewer and door closer
	Utility Room (Leading to Lift Lobby) (Garden Unit A) Kitchen (Leading to Lift Lobby) (Garden Unit D)	Material	Solid core timber swing door with hardwood frame
		Finishes	Wood veneer
		Accessories	Lockset, handle, door viewer and door closer
	Lift Lobby (Leading to Family Room with Pantry) on 2/F	Material	Solid core timber swing door with hardwood frame
		Finishes	Wood veneer
		Accessories	Lockset, handle and door closer
	Private Lift Lobby on 1/F (Garden Units A and D)	Material	Solid core timber swing door with hardwood frame and vision glass panel
		Finishes	Wallpaper
		Accessories	Lockset, handle and door closer
	Foyer on 1/F	Material	Solid core timber double swing door with hardwood frame
		Finishes	Wood veneer
		Accessories	Lockset, handle, door viewer and door closer

Notes:
"Garden Unit A" means Garden Unit A on UG/F, 1/F and 2/F of Tower 1
"Garden Unit B" means Garden Unit B on UG/F, 1/F and 2/F of Tower 1
"Garden Unit C" means Garden Unit C on UG/F, 1/F and 2/F of Tower 2
"Garden Unit D" means Garden Unit D on UG/F, 1/F and 2/F of Tower 2

3. INTERIOR FITTINGS

Garden Units A, B, C and D

Item	Description			
(a) Doors	Foyer (Leading to Lift Lobby) on 1/F (Garden Units B and C)	Material	Solid core timber double swing door with hardwood frame	
		Finishes	Wood veneer	
		Accessories	Lockset and door closer	
	Kitchen	Material	Solid core timber swing door with hardwood frame and vision glass panel	
		Finishes	Wood veneer	
		Accessories	Handle and door closer	
	Utility Room	Material	Garden Unit A	Solid core timber swing door with hardwood frame
			Garden Units B, C and D	Solid core timber sliding door with hardwood frame
		Finishes	All Garden Units	Wood veneer
		Accessories	Garden Unit A	Lockset
			Garden Units B, C and D	Lockset and sliding track
	His Bathroom and Her Bathroom (Garden Units A, B and C) Master Bathroom (Garden Unit D) Walk-in Closet (Except Walk-in Closets which are next to Her Bathroom of Garden Unit A, in Bathroom 2 and next to His Bathroom of Garden Unit B) Pantry (Garden Units A, B, and C)	Material	Solid core timber sliding door with hardwood frame	
		Finishes	Wood veneer	
		Accessories	Lockset and sliding track	
	Walk-in Closet (Which is next to Her Bathroom of Garden Unit A, in Bathroom 2 and next to His Bathroom of Garden Unit B)	Material	Solid core timber swing door with hardwood frame	
		Finishes	Wood veneer	
		Accessories	Lockset	
	Master Bedroom	Material	Solid core timber double swing door with hardwood frame	
		Finishes	Wood veneer	
		Accessories	Lockset and handle	

Notes:
"Garden Unit A" means Garden Unit A on UG/F, 1/F and 2/F of Tower 1
"Garden Unit B" means Garden Unit B on UG/F, 1/F and 2/F of Tower 1
"Garden Unit C" means Garden Unit C on UG/F, 1/F and 2/F of Tower 2
"Garden Unit D" means Garden Unit D on UG/F, 1/F and 2/F of Tower 2

3. INTERIOR FITTINGS

Garden Units A, B, C and D

Item	Description			
(a) Doors	Bedroom Maid's Room Powder Room Multi-Function Room (Garden Units B and C) Store on 1/F (Garden Units B and C) Store on 2/F (Garden Units A and C)	Material	Solid core timber swing door with hardwood frame (Except Powder Rooms of Garden Units A, C and D) Solid core timber swing door with hardwood frame and louvre (Powder Rooms of Garden Units A, C and D)	
		Finishes	Wood veneer	
		Accessories	Lockset and handle	
	Bathroom 1	Material	Garden Unit A	Solid core timber sliding door with hardwood frame
			Garden Units B and C	Solid core timber swing door with hardwood frame and louvre
			Garden Unit D	Solid core timber sliding door with hardwood frame
		Finishes	All Garden Units	Wood veneer
		Accessories	Garden Units A and D	Lockset and sliding track
			Garden Units B and C	Lockset
	Bathroom 2	Material	Garden Units A and C	Solid core timber sliding door with hardwood frame and louvre
			Garden Unit B	Solid core timber swing door with hardwood frame
			Garden Unit D	Solid core timber sliding door with hardwood frame
		Finishes	All Garden Units	Wood veneer
		Accessories	Garden Units A, C and D	Lockset and sliding track
			Garden Unit B	Lockset
	Bathroom 3	Material	Garden Units A, C and D	Solid core timber swing door with hardwood frame
			Garden Unit B	Solid core timber sliding door with hardwood frame and louvre
		Finishes	All Garden Units	Wood veneer
		Accessories	Garden Units A, C and D	Lockset
			Garden Unit B	Lockset and sliding track
	Bathroom 4	Material	Garden Units A, B and D	Solid core timber swing door with hardwood frame and louvre
			Garden Unit C	Solid core timber sliding door with hardwood frame and louvre
		Finishes	All Garden Units	Wood veneer
		Accessories	Garden Units A, B and D	Lockset
			Garden Unit C	Lockset and sliding track

Notes:
"Garden Unit A" means Garden Unit A on UG/F, 1/F and 2/F of Tower 1
"Garden Unit B" means Garden Unit B on UG/F, 1/F and 2/F of Tower 1
"Garden Unit C" means Garden Unit C on UG/F, 1/F and 2/F of Tower 2
"Garden Unit D" means Garden Unit D on UG/F, 1/F and 2/F of Tower 2

3. INTERIOR FITTINGS

Garden Units A, B, C and D

Item	Description			
(a) Doors	Bathroom 5	Material	Leading to Living Room (Garden Units B and C)	Solid core timber swing door with hardwood frame and louvre
			Leading to outdoor (All Garden Units)	Aluminum framed with double-glazed glass swing door
		Finishes	Leading to Living Room (Garden Units B and C)	Wood veneer
			Leading to outdoor (All Garden Units)	Aluminum and glass
		Accessories	Leading to Living Room (Garden Units B and C)	Lockset
			Leading to outdoor (All Garden Units)	Lockset
	Bathroom 6 (Garden Unit C)	Material	Solid core timber swing door with hardwood frame	
		Finishes	Wood veneer	
		Accessories	Lockset	
	Living Room (Leading to Garden)	Material	Aluminum framed sliding door and sliding bi-folding door with insulated glass unit (IGU) of low-iron tempered glass	
		Finishes	Fluorocarbon coating in dark bronze colour	
		Accessories	Lockset, handle, sliding track and magnetic door contact	
	Balcony	Material	Aluminum framed sliding door with insulated glass unit (IGU) of low-iron tempered glass	
		Finishes	Fluorocarbon coating in dark bronze colour	
		Accessories	Lockset, handle, sliding track and magnetic door contact	
	Store on UG/F	Material	Stainless steel framed stainless steel door	
		Finishes	Stone and plastic laminate	
		Accessories	Lockset and door closer	
	Lavatory on UG/F and 1/F (Except Lavatory on 1/F of Garden Unit A)	Material	Aluminum framed with glazed panels sliding bi-folding door	
		Finishes	Frosted tempered glass	
		Accessories	Lockset and sliding track	
	Lavatory on 1/F (Garden Unit A)	Material	Solid core timber swing door with hardwood frame and louvre	
		Finishes	Wood veneer	
		Accessories	Lockset and door closer	

Notes:
"Garden Unit A" means Garden Unit A on UG/F, 1/F and 2/F of Tower 1
"Garden Unit B" means Garden Unit B on UG/F, 1/F and 2/F of Tower 1
"Garden Unit C" means Garden Unit C on UG/F, 1/F and 2/F of Tower 2
"Garden Unit D" means Garden Unit D on UG/F, 1/F and 2/F of Tower 2

3. INTERIOR FITTINGS

Garden Units A, B, C and D

Item	Description		
(b) Bathroom	(i) Type and material of fittings and equipment		
	Fittings and equipment	Type	Material
	Cabinet	Basin cabinet	Wood
		Basin cabinet countertop	Natural stone
		Mirror cabinet	Mirror and wood
	Sanitary fittings	Toilet paper holder	Metal
		Robe hook	Metal
		Towel bar	Metal
		Wash basin	Ceramic
		Wash basin mixer	Metal
		Water closet	Ceramic
	(ii) Type and material of water supply system	Copper pipes are used for cold and hot water supply system.	
	(iii) Type and material of bathing facilities (including shower or bath tub, if applicable)		
	Bathing facilities	Type	Material
	Shower	Shower set (Shower mixer with rain shower)	Metal
		Shower compartment	Tempered glass with stainless steel frame
	Bathtub	Shower mixer, Shower set and Bathtub mixer	Metal
		Bathtub: Her Bathroom (Garden Units A, B and C)	Artificial stone
		Bathtub: Master Bathroom (Garden Unit D)	Artificial stone
		Bathtub: Bathroom 2 (Garden Unit D)	Enameled steel
		Bathtub: Bathroom 4	Enameled steel
		Bathtub: Bathroom 1 (Garden Units A and D)	Enameled steel

Notes:
"Garden Unit A" means Garden Unit A on UG/F, 1/F and 2/F of Tower 1
"Garden Unit B" means Garden Unit B on UG/F, 1/F and 2/F of Tower 1
"Garden Unit C" means Garden Unit C on UG/F, 1/F and 2/F of Tower 2
"Garden Unit D" means Garden Unit D on UG/F, 1/F and 2/F of Tower 2

3. INTERIOR FITTINGS

Garden Units A, B, C and D

Item	Description		
(b) Bathroom	(iv) Size of bath tub (if applicable)		
	Location		Size
	Her Bathroom	Garden Units A, B and C	1800mmL x 850mmW x 600mmH
	Master Bathroom	Garden Unit D	1700mmL x 740mmW x 530mmH
	Bathroom 1	Garden Unit A	1600mmL x 700mmW x 430mmH
		Garden Unit D	1500mmL x 750mmW x 430mmH
	Bathroom 2	Garden Unit D	1500mmL x 750mmW x 430mmH
	Bathroom 4	Garden Unit B	1500mmL x 750mmW x 430mmH
	Bathroom 4	Garden Unit C	1600mmL x 700mmW x 430mmH
(c) Kitchen	(i) Sink unit	Material	Stainless steel
	(ii) Water supply system	Material	Copper pipes
	(iii) Kitchen cabinet	Material	Timber
		Finishes	Natural stone and high gloss lacquered
	(iv) Type of all other fittings and equipment		Sink mixer
(d) Bedroom	Type and material of fittings (including built-in wardrobe)		Not applicable
(e) Telephone	Location and number of connection points		Please refer to the "Schedule of Mechanical & Electrical Provisions".
(f) Aerials	Location and number of connection points		Please refer to the "Schedule of Mechanical & Electrical Provisions".
(g) Electrical installations	(i) Electrical fittings (including safety devices)		Three-phase electricity supply with miniature circuit breaker distribution boards completed with residual-current device is provided. Faceplate for all switches and power sockets are provided.
	(ii) Whether conduits are concealed or exposed		Conduits are partly concealed and partly exposed. Other than those parts of the conduits concealed within concrete, the rest of them are exposed. Some of the exposed conduits may be covered or hidden by false ceilings, bulkheads, cabinets, claddings, concrete partition walls, pipe ducts or other materials.
	(iii) Location and number of power points and air-conditioner points		Please refer to the "Schedule of Mechanical & Electrical Provisions".
(h) Gas supply	Type		Town Gas
	System		Gas supply pipe is provided and connected to gas hob.
	Location		Please refer to the "Schedule of Mechanical & Electrical Provisions".

Notes:
"Garden Unit A" means Garden Unit A on UG/F, 1/F and 2/F of Tower 1
"Garden Unit B" means Garden Unit B on UG/F, 1/F and 2/F of Tower 1
"Garden Unit C" means Garden Unit C on UG/F, 1/F and 2/F of Tower 2
"Garden Unit D" means Garden Unit D on UG/F, 1/F and 2/F of Tower 2

3. INTERIOR FITTINGS

Garden Units A, B, C and D

Item	Description	
(i) Washing machine connection point	Location	Please refer to the "Schedule of Mechanical & Electrical Provisions".
	Design	Drain point of 40mm in diameter and water point of 22mm in diameter are provided for washing machine.
(j) Water supply	(i) Material of water pipes	Copper pipes
	(ii) Whether water pipes are concealed or exposed	Water pipes are partly concealed and partly exposed. Other than those parts of the water pipes concealed within concrete, the rest of them are exposed. Some of the exposed water pipes may be covered or hidden by false ceilings, bulkheads, cabinets, claddings, concrete partition walls, pipe ducts or other materials.
	(iii) Whether hot water is available	Hot water is available.

Notes:
"Garden Unit A" means Garden Unit A on UG/F, 1/F and 2/F of Tower 1
"Garden Unit B" means Garden Unit B on UG/F, 1/F and 2/F of Tower 1
"Garden Unit C" means Garden Unit C on UG/F, 1/F and 2/F of Tower 2
"Garden Unit D" means Garden Unit D on UG/F, 1/F and 2/F of Tower 2

3. INTERIOR FITTINGS

All units of Tower 1 and Tower 2 (Excluding all Garden Units and all Penthouses)

Item	Description		
(a) Doors	Foyer (Except 16C)	Material	Solid core timber double swing door with hardwood frame
		Finishes	Wood veneer
		Accessories	Lockset, door viewer and door closer (Except 16A) Lockset and door closer (16A)
	Foyer (Leading to Private Lift Lobby) (16C)	Material	Metal framed glass double swing door
		Finishes	Glass
		Accessories	Lockset and door closer
	Private Lift Lobby (Units A and D)	Material	Solid core timber swing door with hardwood frame and vision glass panel
		Finishes	Wallpaper
		Accessories	Lockset and door closer
	Foyer (Leading to Family Room) (16A)	Material	Stainless steel framed hollow core timber swing door
		Finishes	Wallpaper (Facing Foyer) Wood veneer (Facing Family Room)
		Accessories	Not applicable
	Foyer (Leading to Family Room) (16C)	Material	Hollow core timber sliding door with hardwood frame
		Finishes	Emulsion paint (Facing Foyer) Wood veneer (Facing Family Room)
		Accessories	Sliding track
	Foyer (Leading to Lift Lobby) (Units B and C) (For 16C, Foyer Door facing Lift Lobby)	Material	Solid core timber swing door with hardwood frame
		Finishes	Wood veneer
		Accessories	Lockset and door closer (Except 16C, Foyer Door facing Lift Lobby) Lockset, door closer and smoke seal (16C, Foyer Door facing Lift Lobby)
	Foyer (Leading to Lift Lobby) (Facing Foyer) (16C)	Material	Stainless steel framed hollow core timber swing door
		Finishes	Wood veneer (Facing Lift Lobby) Metal and mirror (Facing Foyer)
		Accessories	Magnetic Cabinet Latch
	Foyer (Leading to Living Room) (16C)	Material	Metal framed glass double sliding door
		Finishes	Glass
		Accessories	Sliding track
	Kitchen (Except Unit A and 16C)	Material	Solid core timber sliding door with hardwood frame
		Finishes	Wood veneer
		Accessories	Handle and sliding track
	Kitchen (Unit A; except 16A)	Material	Solid core timber swing door with hardwood frame and vision glass panel
		Finishes	Wood veneer
		Accessories	Handle and door closer

Notes:
"Unit A" means Units A on 5/F - 12/F and 15/F - 17/F of Tower 1
"Unit B" means Units B on 5/F - 12/F and 15/F - 17/F of Tower 1
"Unit C" means Units C on 5/F - 12/F and 15/F - 17/F of Tower 2
"Unit D" means Units D on 5/F - 12/F and 15/F - 17/F of Tower 2
"16A" means Unit A on 16/F of Tower 1
"16C" means Unit C on 16/F of Tower 2

3. INTERIOR FITTINGS

All units of Tower 1 and Tower 2 (Excluding all Garden Units and all Penthouses)

Item	Description		
(a) Doors	Kitchen (16A)	Material	Stainless steel framed glass double sliding door
		Finishes	Glass
		Accessories	Lockset and sliding track
	Internal Kitchen Door (Units A and D)	Material	Solid core timber swing door with hardwood frame (Except 16A) Hollow core timber swing door with hardwood frame (16A)
		Finishes	Wood veneer
		Accessories	Lockset
	Internal Kitchen Door (16C) Kitchen (Leading to Dining Room) (16C)	Material	Metal framed glass double sliding door
		Finishes	Glass
		Accessories	Sliding track
	Kitchen (Leading to Lift Lobby)	Material	Solid core timber swing door with hardwood frame
		Finishes	Wood veneer (Except 16C facing Kitchen) Emulsion paint (16C facing Kitchen)
		Accessories	Lockset, door viewer and door closer (Except 16A and 16C) Lockset and door closer (16A) Lockset, door closer and smoke seal (16C)
	Kitchen (Leading to Room inside Kitchen) (16C) Utility Room (16C)	Material	Hollow core timber swing door with hardwood frame
		Finishes	Emulsion paint
		Accessories	Lockset
	Utility Room (Unit A; except 16A)	Material	Solid core timber sliding door with hardwood frame
		Finishes	Wood veneer
		Accessories	Lockset and sliding track
	Utility Room (16A)	Material	Hollow core timber swing door with hardwood frame
		Finishes	Wood veneer
		Accessories	Lockset
	Master Bedroom (Except 16A and 16C) Bedrooms (Except 16A and 16C) Powder Room (Unit C; except 16C) Maid's Room with Utility Room (Units B and C; except 16C) Study Room (Unit D)	Material	Solid core timber swing door with hardwood frame (Except Powder Room of Unit C) Solid core timber swing door with hardwood frame and louvre (Powder Room of Unit C)
		Finishes	Wood veneer
		Accessories	Lockset

Notes:
"Unit A" means Units A on 5/F - 12/F and 15/F - 17/F of Tower 1
"Unit B" means Units B on 5/F - 12/F and 15/F - 17/F of Tower 1
"Unit C" means Units C on 5/F - 12/F and 15/F - 17/F of Tower 2
"Unit D" means Units D on 5/F - 12/F and 15/F - 17/F of Tower 2
"16A" means Unit A on 16/F of Tower 1
"16C" means Unit C on 16/F of Tower 2

3. INTERIOR FITTINGS

All units of Tower 1 and Tower 2 (Excluding all Garden Units and all Penthouses)

Item	Description		
(a) Doors	Powder Room (Units A, B and D; except 16A)	Material	Solid core timber sliding door with hardwood frame and louvre
		Finishes	Wood veneer
		Accessories	Lockset and sliding track
	Powder Room (16C)	Material	Hollow core timber swing door with hardwood frame
		Finishes	Emulsion paint
		Accessories	Lockset
	Master Bedroom, Bedrooms, Walk-in Closet, Bathrooms 1 & 2, Lavatory and Powder Room (16A) Master Bedroom (16C)	Material	Hollow core timber swing door with hardwood frame (with louvre for Bathrooms 1 and 2, Powder Room and Lavatory of 16A)
		Finishes	Wood veneer
		Accessories	Lockset
	Bedrooms 1, 2 and 3 (16C)	Material	Hollow core timber swing door with hardwood frame
		Finishes	Wood veneer (Facing Family Room) Emulsion paint (Facing Bedroom1, 2 and 3)
		Accessories	Lockset
	Master Bathroom (Except 16A and 16C) Bathrooms (Except Bathroom 1 of Unit A, Bathrooms 2 and 3 of 16A and 16C)	Material	Solid core timber sliding door with hardwood frame Louvre is provided for the below bathrooms only: Unit A: Bathrooms 2 and 3 Unit B: Bathroom 3 Unit C: Bathrooms 1 and 3 Unit D: Bathrooms 1 and 2 Solid core timber double swing door with hardwood frame (For Master Bathroom of 16C only)
		Finishes	Wood veneer
		Accessories	Lockset and sliding track (Sliding track is not applicable for Master Bathroom of 16C)
	Bathrooms (Bathroom 1 of Unit A; except Bathroom 1 of 16A)	Material	Solid core timber swing door with hardwood frame and louvre
		Finishes	Wood veneer
		Accessories	Lockset
	Master Bathroom and Bathroom 3 (16A)	Material	Glass sliding door with hardwood frame
		Finishes	Laminated glass
		Accessories	Lockset with sliding track
	Master Bathroom (16C)	Material	Hollow core timber double sliding door with hardwood frame
		Finishes	Wood veneer (Facing Walk-in Closet) Emulsion paint (Facing Master Bathroom)
		Accessories	Lockset with sliding track

Notes:
"Unit A" means Units A on 5/F - 12/F and 15/F - 17/F of Tower 1
"Unit B" means Units B on 5/F - 12/F and 15/F - 17/F of Tower 1
"Unit C" means Units C on 5/F - 12/F and 15/F - 17/F of Tower 2
"Unit D" means Units D on 5/F - 12/F and 15/F - 17/F of Tower 2
"16A" means Unit A on 16/F of Tower 1
"16C" means Unit C on 16/F of Tower 2

3. INTERIOR FITTINGS

All units of Tower 1 and Tower 2 (Excluding all Garden Units and all Penthouses)

Item	Description		
(a) Doors	Bathrooms 1 and 2 (16C)	Material	Hollow core timber sliding door with hardwood frame
		Finishes	Emulsion paint
		Accessories	Lockset with sliding track
	Bathroom 3 (16C)	Material	Hollow core timber swing door with hardwood frame
		Finishes	Emulsion paint
		Accessories	Lockset
	Balcony	Material	Aluminum framed sliding door with insulated glass unit (IGU) of low-iron tempered glass
		Finishes	Fluorocarbon coating in dark bronze colour
		Accessories	Lockset, handle, sliding track and magnetic door contact
	Lavatory (Except 16A and 16C)	Material	Aluminum framed with glazed panels sliding bi-folding door and louvre
		Finishes	Frosted tempered glass
		Accessories	Lockset and sliding track
	Lavatory (16C)	Material	Glass swing door
		Finishes	Glass
		Accessories	Lockset
	A/C Plant Room (Facing A/C Plant Room)	Material	Stainless steel framed metal door
		Finishes	Stainless steel
		Accessories	Lockset
	A/C Plant Room (Facing Family Room/ Powder Room) (Except 16C)	Material	Solid core timber swing door with hardwood frame (Except 16A) Hollow core timber swing door with hardwood frame (16A)
		Finishes	Wood veneer
		Accessories	Lockset
	A/C Plant Room (Facing Family Room) (16C)	Material	Timber panel swing door
		Finishes	Wood veneer
		Accessories	Magnetic cabinet latch and door chain
(b) Bathroom	(i) Type and material of fittings and equipment		
	Fittings and equipment	Type	Material
	Cabinet	Basin cabinet	Timber
		Basin cabinet countertop	Natural stone
		Mirror cabinet	Mirror and glass (Except 16A and 16C) Timber, mirror and glass (16A) Timber, mirror and metal (16C)
	Sanitary fittings	Toilet paper holder	Master Bathroom: Matt platinum and metal (Except 16C); Metal (16C)
			Bathrooms 1, 2 and 3: Metal
			Powder Room: Metal

Notes:
"Unit A" means Units A on 5/F - 12/F and 15/F - 17/F of Tower 1
"Unit B" means Units B on 5/F - 12/F and 15/F - 17/F of Tower 1
"Unit C" means Units C on 5/F - 12/F and 15/F - 17/F of Tower 2
"Unit D" means Units D on 5/F - 12/F and 15/F - 17/F of Tower 2
"16A" means Unit A on 16/F of Tower 1
"16C" means Unit C on 16/F of Tower 2

3. INTERIOR FITTINGS

All units of Tower 1 and Tower 2 (Excluding all Garden Units and all Penthouses)

Item	Description			
(b) Bathroom	(i) Type and material of fittings and equipment			
	Fittings and equipment	Type	Material	
	Sanitary fittings	Robe hook	Master Bathroom	Matt platinum and metal (Except 16A and 16C) Metal (16A and 16C)
			Bathroom 2 Bathroom 1 (for 16A only) Bathrooms 1, 2 and 3 (16C)	Metal
			Powder Room	Metal
		Towel bar	Master Bathroom	Matt platinum and metal (Except 16A and 16C) Metal (16A and 16C)
			Bathrooms 1, 2 and 3	Metal
			Powder Room	Metal
		Wash basin	Ceramic	
		Wash basin mixer	Master Bathroom	Matt platinum and metal (Except 16A and 16C) Metal (16A and 16C)
			Bathrooms 1, 2 and 3	Metal
			Powder Room	Metal
		Water closet	Ceramic	
	(ii) Type and material of water supply system	Copper pipes are used for cold and hot water supply system.		
	(iii) Type and material of bathing facilities (including shower or bathtub, if applicable)			
	Bathing facilities	Type		Material
	Shower	Shower set (Shower mixer and rain shower head)	Master Bathroom	Matt platinum and metal (Except 16A and 16C) Metal (16A and 16C)
			Bathrooms 1, 2 and 3	Metal
			Lavatory	Metal
		Shower compartment		Tempered glass with stainless steel frame (Except 16A and 16C) Tempered glass (16A and Master Bathroom, Bathrooms 1 and 3 of 16C)

Notes:
"Unit A" means Units A on 5/F – 12/F and 15/F -17/F of Tower 1
"Unit B" means Units B on 5/F – 12/F and 15/F -17/F of Tower 1
"Unit C" means Units C on 5/F – 12/F and 15/F -17/F of Tower 2
"Unit D" means Units D on 5/F – 12/F and 15/F -17/F of Tower 2
"16A" means Unit A on 16/F of Tower 1
"16C" means Unit C on 16/F of Tower 2

3. INTERIOR FITTINGS

All units of Tower 1 and Tower 2 (Excluding all Garden Units and all Penthouses)

Item	Description			
(b) Bathroom	(iii) Type and material of bathing facilities (including shower or bathtub, if applicable)			
	Bathing facilities	Type		Material
	Bathtub	Bathtub mixer	Master Bathroom	Matt platinum and metal (Except 16A and 16C) Metal (16A and 16C)
			Bathrooms 1, 2 and 3 (Except 16A and Bathrooms 1 and 3 of 16C)	Metal
		Bathtub	Master Bathroom (Units A, B and D; except 16A)	Artificial stone
			Master Bathroom (Unit C and 16A)	Enameled steel
			Bathroom 2 (Except 16A)	Enameled steel
	(iv) Size of bath tub (if applicable)			
	Location		Size	
	Master Bathroom (Units A and D; except 16A)		1510mmL x 800mmW x 600mmH	
	Master Bathroom (16A)		1645mmL x 741mmW x 502mmH	
	Master Bathroom (Unit C)		1800mmL x 850mmW x 600mmH (Except 16C) 1800mmL x 890mmW x 600mmH (16C)	
	Master Bathroom (Unit B)		1690mmL x 940mmW x 550mmH	
	Bathroom 2 (Units A, B, C and D; except 16A and 16C)		1500mmL x 750mmW x 430mmH	
	Bathroom 2 (16C)		1765mmL x 885mmW x 585mmH	
(c) Kitchen	(i) Sink unit	Material	Stainless steel	
	(ii) Water supply system	Material	Copper pipes	
	(iii) Kitchen cabinet	Material	Timber (Except 16A and 16C) Timber and metal (16A) Timber, metal and glass with metal frame (16C)	
		Finishes	Wood veneer and high gloss lacquered (Except Unit D, 16A and 16C) High gloss lacquered (Unit D) Wood and metal (16A and 16C)	
	(iv) Type of all other fittings and equipment		Sink mixer	

Notes:
"Unit A" means Units A on 5/F – 12/F and 15/F -17/F of Tower 1
"Unit B" means Units B on 5/F – 12/F and 15/F -17/F of Tower 1
"Unit C" means Units C on 5/F – 12/F and 15/F -17/F of Tower 2
"Unit D" means Units D on 5/F – 12/F and 15/F -17/F of Tower 2
"16A" means Unit A on 16/F of Tower 1
"16C" means Unit C on 16/F of Tower 2

3. INTERIOR FITTINGS

All units of Tower 1 and Tower 2 (Excluding all Garden Units and all Penthouses)

Item	Description	
(d) Bedroom	Type and material of fittings (including built-in wardrobe)	Not applicable (Except 16A) Walk-in Closet (16A) Wooden wardrobe finished with timber veneer Master Bedroom (16A) Wooden wardrobe finished with wallpaper and louvre Bedrooms 2 & 3 (16A) Wooden wardrobe finished with timber veneer, mirror and louvre Walk-in closet (16C) Wooden wardrobe finished with timber veneer and fabric panel Bedroom 1,2 and 3 (16C) Wooden wardrobe in emulsion paint
(e) Telephone	Location and number of connection points	Please refer to the "Schedule of Mechanical & Electrical Provisions".
(f) Aerials	Location and number of connection points	Please refer to the "Schedule of Mechanical & Electrical Provisions".
(g) Electrical installations	(i) Electrical fittings (including safety devices)	Three-phase electricity supply with miniature circuit breaker distribution boards completed with residual-current device is provided. Faceplate for all switches and power sockets is provided.
	(ii) Whether conduits are concealed or exposed	Conduits are partly concealed and partly exposed. Other than those parts of the conduits concealed within concrete, the rest of them are exposed. Some of the exposed conduits may be covered or hidden by false ceilings, bulkheads, cabinets, claddings, concrete partition walls, pipe ducts or other materials.
	(iii) Location and number of power points and air-conditioner points	Please refer to the "Schedule of Mechanical & Electrical Provisions".
(h) Gas supply	Type	Town Gas
	System	Gas supply pipe is provided and connected to gas hob.
	Location	Please refer to the "Schedule of Mechanical & Electrical Provisions".
(i) Washing machine connection point	Location	Please refer to the "Schedule of Mechanical & Electrical Provisions".
	Design	Drain point of 40mm in diameter and water point of 22mm in diameter are provided for washing machine.
(j) Water supply	(i) Material of water pipes	Copper pipes
	(ii) Whether water pipes are concealed or exposed	Water pipes are partly concealed and partly exposed. Other than those parts of the water pipes concealed within concrete, the rest of them are exposed. Some of the exposed water pipes may be covered or hidden by false ceilings, bulkheads, cabinets, claddings, concrete partition walls, pipe ducts or other materials.
	(iii) Whether hot water is available	Hot water is available.

Notes:
"Unit A" means Units A on 5/F – 12/F and 15/F -17/F of Tower 1
"Unit B" means Units B on 5/F – 12/F and 15/F -17/F of Tower 1
"Unit C" means Units C on 5/F – 12/F and 15/F -17/F of Tower 2
"Unit D" means Units D on 5/F – 12/F and 15/F -17/F of Tower 2
"16A" means Unit A on 16/F of Tower 1
"16C" means Unit C on 16/F of Tower 2

3. INTERIOR FITTINGS

Penthouses A, B, C and D

Item	Description		Penthouse A	Penthouse B	Penthouse C	Penthouse D
(a) Doors	Foyer on 19/F	Material	Hollow core timber double swing door with hardwood frame	Solid core timber double swing door with hardwood frame	Solid core timber double swing door with hardwood frame	Hollow core timber double swing door with hardwood frame
		Finishes	Plywood finishes	Wood veneer	Wood veneer	Plywood finishes
		Accessories	Not applicable	Lockset, handle, door viewer and door closer	Lockset, handle, door viewer and door closer	Not applicable
	Foyer on 18/F	Material	Not applicable	Not applicable	Not applicable	Hollow core timber swing door with hardwood frame
		Finishes	Not applicable	Not applicable	Not applicable	Plywood finishes
		Accessories	Not applicable	Not applicable	Not applicable	Door closer
	Private Lift Lobby on 19/F	Material	Hollow core timber swing door with hardwood frame and vision glass panel	Not applicable	Not applicable	Hollow core timber swing door with hardwood frame and vision glass panel
		Finishes	Plywood finishes	Not applicable	Not applicable	Plywood finishes
		Accessories	Not applicable	Not applicable	Not applicable	Not applicable
	Foyer (Leading to Lift Lobby) on 19/F	Material	Not applicable	Solid core timber swing door with hardwood frame	Solid core timber swing door with hardwood frame	Not applicable
		Finishes	Not applicable	Wood veneer	Wood veneer	Not applicable
		Accessories	Not applicable	Lockset, handle, and door closer	Lockset, handle, and door closer	Not applicable
	Sitting Area (Leading to Lift Lobby)	Material	Not applicable	Solid core timber swing door with hardwood frame	Solid core timber swing door with hardwood frame	Not applicable
		Finishes	Not applicable	Wood veneer	Wood veneer	Not applicable
		Accessories	Not applicable	Lockset and door closer	Lockset and door closer	Not applicable
	Kitchen	Material	Hollow core timber double swing door with hardwood frame	Solid core timber swing door with hardwood frame	Solid core timber swing door with hardwood frame	Hollow core timber double swing door with hardwood frame
		Finishes	Plywood finishes	Wood veneer	Wood veneer	Plywood finishes
		Accessories	Not applicable	Lockset, handle and door closer	Lockset, handle and door closer	Not applicable

Notes:
"Penthouse A" means Penthouse A on 18/F, 19/F and Roof of Tower 1
"Penthouse B" means Penthouse B on 18/F, 19/F and Roof of Tower 1
"Penthouse C" means Penthouse C on 18/F, 19/F and Roof of Tower 2
"Penthouse D" means Penthouse D on 18/F, 19/F and Roof of Tower 2

3. INTERIOR FITTINGS

Penthouses A, B, C and D

Item	Description		Penthouse A	Penthouse B	Penthouse C	Penthouse D
(a) Doors	Lift Lobby (Leading to Kitchen/Utility Room) on 19/F	Material	Hollow core timber swing door with hardwood frame	Solid core timber double swing door with hardwood frame	Solid core timber double swing door with hardwood frame	Not applicable
		Finishes	Plywood finishes	Wood veneer	Wood veneer	Not applicable
		Accessories	Not applicable	Lockset, handle, door viewer and door closer	Lockset, handle, door viewer and door closer	Not applicable
	Kitchen (Leading to Lift Lobby) on 19/F	Material	Not applicable	Not applicable	Not applicable	Hollow core timber swing door with hardwood frame
		Finishes	Not applicable	Not applicable	Not applicable	Plywood finishes
		Accessories	Not applicable	Not applicable	Not applicable	Not applicable
	Door outside Lavatory (Leading to Kitchen) on 19/F	Material	Not applicable	Not applicable	Solid core timber swing door with hardwood frame	Not applicable
		Finishes	Not applicable	Not applicable	Wood veneer	Not applicable
		Accessories	Not applicable	Not applicable	Lockset and door closer	Not applicable
	Pantry next to Kitchen (Penthouses B and C)	Material	Not applicable	Solid core timber sliding door with hardwood frame and louvre	Solid core timber sliding door with hardwood frame and louvre	Not applicable
		Finishes	Not applicable	Wood veneer	Wood veneer	Not applicable
		Accessories	Not applicable	Lockset and sliding track	Lockset and sliding track	Not applicable
	Walk-in Closet in Bedroom 1 (Penthouse A)	Material	Hollow core timber sliding door with hardwood frame	Solid core timber swing door with hardwood frame	Solid core timber sliding door with hardwood frame	Not applicable
	Walk-in Closet in Master Bedroom (Penthouses B and C)	Finishes	Plywood finishes	Wood veneer	Wood veneer	Not applicable
		Accessories	Sliding track	Lockset	Lockset and sliding track	Not applicable
	Walk-in Closet next to His Bathroom	Material	Not applicable	Solid core timber swing door with hardwood frame	Solid core timber sliding door with hardwood frame	Not applicable
		Finishes	Not applicable	Wood veneer	Wood veneer	Not applicable
		Accessories	Not applicable	Lockset and handle	Lockset and sliding track	Not applicable

Notes:
"Penthouse A" means Penthouse A on 18/F, 19/F and Roof of Tower 1
"Penthouse B" means Penthouse B on 18/F, 19/F and Roof of Tower 1
"Penthouse C" means Penthouse C on 18/F, 19/F and Roof of Tower 2
"Penthouse D" means Penthouse D on 18/F, 19/F and Roof of Tower 2

3. INTERIOR FITTINGS

Penthouses A, B, C and D

Item	Description		Penthouse A	Penthouse B	Penthouse C	Penthouse D
(a) Doors	Walk-in Closet on 19/F (Penthouses A, B and C) Powder Room 1 (Penthouses B and C) Powder Room 2 (Penthouses A, B and C) Lavatory on 18/F (Penthouse B) Lavatory on 19/F (Penthouses A, C and D)	Material	Hollow core timber swing door with hardwood frame	Solid core timber swing door with hardwood frame and louvre	Solid core timber swing door with hardwood frame and louvre	Hollow core timber swing door with hardwood frame
		Finishes	Plywood finishes	Wood veneer	Wood veneer	Plywood finishes
		Accessories	Not applicable	Lockset and handle	Lockset and handle	Not applicable
	Lavatory on 18/F (Penthouses A, C and D) Lavatory on 19/F (Penthouse B)	Material	Aluminum framed with glazed panels sliding bi-folding door	Aluminum framed with glazed panels sliding bi-folding door	Aluminum framed with glazed panels sliding bi-folding door	Aluminum framed with glazed panels sliding bi-folding door
		Finishes	Frosted tempered glass	Frosted tempered glass	Frosted tempered glass	Frosted tempered glass
		Accessories	Lockset and sliding track	Lockset and sliding track	Lockset and sliding track	Lockset and sliding track
	Master Bedroom	Material	Not applicable	Solid core timber swing door with hardwood frame	Solid core timber double swing door with hardwood frame	Not applicable
		Finishes	Not applicable	Wood veneer	Wood veneer	Not applicable
		Accessories	Not applicable	Lockset and handle	Lockset and handle	Not applicable
	Bedrooms 1 and 2 (Penthouses A, B and C) Bedrooms 3 and 4 (Penthouses B and C)	Material	Hollow core timber swing door with hardwood frame	Solid core timber swing door with hardwood frame	Solid core timber swing door with hardwood frame	Not applicable
		Finishes	Plywood finishes	Wood veneer	Wood veneer	Not applicable
		Accessories	Not applicable	Lockset and handle	Lockset and handle	Not applicable

Notes:
"Penthouse A" means Penthouse A on 18/F, 19/F and Roof of Tower 1
"Penthouse B" means Penthouse B on 18/F, 19/F and Roof of Tower 1
"Penthouse C" means Penthouse C on 18/F, 19/F and Roof of Tower 2
"Penthouse D" means Penthouse D on 18/F, 19/F and Roof of Tower 2

3. INTERIOR FITTINGS

Penthouses A, B, C and D

Item	Description		Penthouse A	Penthouse B	Penthouse C	Penthouse D
(a) Doors	Bathroom 1 (Penthouse D) Bathroom 2 (Penthouse A) Bathroom 3 (Penthouse A) Bathroom 4 (Penthouse B)	Material	Hollow core timber swing door with hardwood frame (Bathroom 2) Hollow core timber swing door with hardwood frame and louvre (Bathroom 3)	Solid core timber swing door with hardwood frame	Not applicable	Hollow core timber swing door with hardwood frame
		Finishes	Plywood finishes	Wood veneer	Not applicable	Plywood finishes
		Accessories	Not applicable	Lockset and handle	Not applicable	Not applicable
	Bathroom 1 (Penthouses A, B and C) Bathroom 2 (Penthouses B, C and D) Bathroom 3 (Penthouses B, C and D) Bathroom 4 (Penthouses C and D)	Material	Hollow core timber sliding door with hardwood frame	Solid core timber sliding door with hardwood frame and louvre	Solid core timber sliding door with hardwood frame and louvre	Hollow core timber sliding door with hardwood frame
		Finishes	Plywood finishes	Wood veneer	Wood veneer	Plywood finishes
		Accessories	Sliding track	Lockset and sliding track	Lockset and sliding track	Sliding track
	Her Bathroom (Penthouses A and B) His Bathroom (Penthouses A, B and C)	Material	Hollow core timber sliding door with hardwood frame	Solid core timber sliding door with hardwood frame and louvre	Solid core timber sliding door with hardwood frame and louvre	Not applicable
		Finishes	Plywood finishes	Wood veneer	Wood veneer	Not applicable
		Accessories	Sliding track	Lockset and sliding track	Lockset and sliding track	Not applicable
	Her Bathroom (Penthouse C)	Material	Not applicable	Not applicable	Solid core timber swing door with hardwood frame	Not applicable
		Finishes	Not applicable	Not applicable	Wood veneer	Not applicable
		Accessories	Not applicable	Not applicable	Lockset and handle	Not applicable

Notes:
"Penthouse A" means Penthouse A on 18/F, 19/F and Roof of Tower 1
"Penthouse B" means Penthouse B on 18/F, 19/F and Roof of Tower 1
"Penthouse C" means Penthouse C on 18/F, 19/F and Roof of Tower 2
"Penthouse D" means Penthouse D on 18/F, 19/F and Roof of Tower 2

3. INTERIOR FITTINGS

Penthouses A, B, C and D

Item	Description		Penthouse A	Penthouse B	Penthouse C	Penthouse D
(a) Doors	Store 1 (Penthouse A) Store 2 (Penthouse D) Store on 18/F (Penthouse B) Store on Roof (Penthouses B, C and D)	Material	Hollow core timber sliding door with hardwood frame	Solid core timber swing door with hardwood frame (Store on 18/F) Solid core timber swing door with hardwood frame and louvre (Store on Roof)	Solid core timber swing door with hardwood frame and louvre	Hollow core timber swing door with hardwood frame
		Finishes	Plywood finishes	Wood veneer	Wood veneer	Plywood finishes
		Accessories	Sliding track	Lockset and handle	Lockset and handle	Not applicable
	Store 2	Material	Solid core timber swing door with hardwood frame	Not applicable	Not applicable	Not applicable
		Finishes	Plywood finishes	Not applicable	Not applicable	Not applicable
		Accessories	Lockset and door closer	Not applicable	Not applicable	Not applicable
	Study Room	Material	Not applicable	Not applicable	Solid core timber swing door with hardwood frame	Not applicable
		Finishes	Not applicable	Not applicable	Wood veneer	Not applicable
		Accessories	Not applicable	Not applicable	Lockset and handle	Not applicable
	Utility Room on 18/F (Penthouses A, B and C) Utility Room on 19/F (Penthouse A) Maid's Room on 18/F (Penthouses B and C)	Material	Hollow core timber swing door with hardwood frame	Solid core timber swing door with hardwood frame	Solid core timber swing door with hardwood frame	Not applicable
		Finishes	Plywood finishes	Wood veneer	Wood veneer	Not applicable
		Accessories	Not applicable	Lockset and handle	Lockset and handle	Not applicable
	Utility Room (Penthouse D) Maid's Room on 18/F (Penthouse A) Maid's Room on 19/F (Penthouses A, B and C)	Material	Hollow core timber sliding door with hardwood frame	Solid core timber sliding door with hardwood frame	Solid core timber sliding door with hardwood frame	Hollow core timber sliding door with hardwood frame
		Finishes	Plywood finishes	Wood veneer	Wood veneer	Plywood finishes
		Accessories	Sliding track	Lockset and sliding track	Lockset and sliding track	Sliding track

Notes:
"Penthouse A" means Penthouse A on 18/F, 19/F and Roof of Tower 1
"Penthouse B" means Penthouse B on 18/F, 19/F and Roof of Tower 1
"Penthouse C" means Penthouse C on 18/F, 19/F and Roof of Tower 2
"Penthouse D" means Penthouse D on 18/F, 19/F and Roof of Tower 2

3. INTERIOR FITTINGS

Penthouses A, B, C and D

Item	Description		Penthouse A	Penthouse B	Penthouse C	Penthouse D
(a) Doors	Balcony, Open Flat Roof and Flat Roof	Material	Aluminum framed sliding door with insulated glass unit (IGU) of low-iron tempered glass	Aluminum framed sliding door with insulated glass unit (IGU) of low-iron tempered glass	Aluminum framed sliding door with insulated glass unit (IGU) of low-iron tempered glass	Aluminum framed sliding door with insulated glass unit (IGU) of low-iron tempered glass
		Finishes	Fluorocarbon coating in dark bronze colour	Fluorocarbon coating in dark bronze colour	Fluorocarbon coating in dark bronze colour	Fluorocarbon coating in dark bronze colour
		Accessories	Lockset, handle, sliding track and magnetic door contact	Lockset, handle, sliding track and magnetic door contact	Lockset, handle, sliding track and magnetic door contact	Lockset, handle, sliding track and magnetic door contact
	Roof (Stairhood)	Material	Aluminum framed double swing door with insulated glass unit (IGU) of low-iron tempered glass	Aluminum framed double swing door with insulated glass unit (IGU) of low-iron tempered glass	Aluminum framed double swing door with insulated glass unit (IGU) of low-iron tempered glass	Aluminum framed swing door with insulated glass unit (IGU) of low-iron tempered glass
		Finishes	Fluorocarbon coating in dark bronze colour	Fluorocarbon coating in dark bronze colour	Fluorocarbon coating in dark bronze colour	Fluorocarbon coating in dark bronze colour
		Accessories	Lockset, handle and magnetic door contact	Lockset, handle and magnetic door contact	Lockset, handle and magnetic door contact	Lockset, handle and magnetic door contact

Notes:
"Penthouse A" means Penthouse A on 18/F, 19/F and Roof of Tower 1
"Penthouse B" means Penthouse B on 18/F, 19/F and Roof of Tower 1
"Penthouse C" means Penthouse C on 18/F, 19/F and Roof of Tower 2
"Penthouse D" means Penthouse D on 18/F, 19/F and Roof of Tower 2

3. INTERIOR FITTINGS

Penthouses A, B, C and D

Item	Description			
	(i) Type and material of fittings and equipment			
	Fittings and equipment	Type	Material	
(b) Bathroom	Cabinet	Basin cabinet	Penthouses A and D	Not applicable
			Penthouses B and C	Timber
		Basin cabinet countertop	Penthouses A and D	Not applicable
			Penthouses B and C	Natural stone
		Mirror cabinet	Penthouses A and D	Not applicable
			Penthouses B and C	Mirror and Wood
	Sanitary fittings	Toilet paper holder	Penthouses A and D	Not applicable
			Penthouses B and C	Metal
		Robe hook	Penthouses A and D	Not applicable
			Penthouses B and C	Metal
		Towel bar	Penthouses A and D	Not applicable
			Penthouses B and C	Metal
		Wash basin	Penthouses A and D	Not applicable
			Penthouses B and C	Ceramic
		Wash basin mixer	Penthouses A and D	Not applicable
			Penthouses B and C	Metal
		Water closet	Penthouses A and D	Not applicable
			Penthouses B and C	Ceramic
	(ii) Type and material of water supply system	Copper pipes are used for cold and hot water supply system.		

Notes:
"Penthouse A" means Penthouse A on 18/F, 19/F and Roof of Tower 1
"Penthouse B" means Penthouse B on 18/F, 19/F and Roof of Tower 1
"Penthouse C" means Penthouse C on 18/F, 19/F and Roof of Tower 2
"Penthouse D" means Penthouse D on 18/F, 19/F and Roof of Tower 2

3. INTERIOR FITTINGS

Penthouses A, B, C and D

Item	Description			
	(iii) Type and material of bathing facilities (including shower or bathtub, if applicable)			
	Bathing facilities	Type		Material
(b) Bathroom	Shower	Shower compartment	Penthouses A and D	Not applicable
			Penthouses B and C	Tempered glass with stainless steel
		Shower Set (Shower mixer and rain shower head)	Bathrooms 1, 2 and 3 (Except Penthouses A and D) His Bathroom (Penthouses B and C) Her Bathroom (Penthouses B and C)	Metal
	Bathtub	Bathtub mixer	Bathroom 4 (Penthouses B and C) Her Bathroom (Penthouses B and C) Master Bathroom (Penthouse D)	Metal
		Bathtub	Her Bathroom (Penthouse A)	Enameled steel
			Her Bathroom (Penthouse B)	Artificial stone
			Her Bathroom (Penthouse C)	Enameled steel
			Master Bathroom (Penthouse D)	Artificial stone
			Bathroom 4 (Penthouse B)	Enameled steel
			Bathroom 4 (Penthouse C)	Enameled steel
	(iv) Size of bath tub (if applicable)			
	Location		Size	
	Bathroom 4 (Penthouses B and C)		1600mmL x 700mmW x 430mmH	
	Her Bathroom (Penthouse B)		1800mmL x 850mmW x 600mmH	
	Her Bathroom (Penthouse C)		1680mmL x 500mmW x 680mmH	
	Her Bathroom (Penthouse A)		1500mmL x 750mmW x 430mmH	
	Master Bathroom (Penthouse D)		1550mmL x 790mmW x 595mmH	

Notes:
"Penthouse A" means Penthouse A on 18/F, 19/F and Roof of Tower 1
"Penthouse B" means Penthouse B on 18/F, 19/F and Roof of Tower 1
"Penthouse C" means Penthouse C on 18/F, 19/F and Roof of Tower 2
"Penthouse D" means Penthouse D on 18/F, 19/F and Roof of Tower 2

3. INTERIOR FITTINGS

Penthouses A, B, C and D

Item	Description			
(c) Kitchen	(i) Sink unit	Material	Stainless steel	
	(ii) Water supply system	Material	Copper pipes	
	(iii) Kitchen cabinet	Material	Penthouses A and D	Not applicable
			Penthouses B and C	Timber
		Finishes	Penthouses A and D	Not applicable
			Penthouses B and C	Wood veneer and high gloss lacquered
	(iv) Type of all other fittings and equipment		Sink mixer	
(d) Bedroom	Type and material of fittings (including built-in wardrobe)		Not applicable	
(e) Telephone	Location and number of connection points		Please refer to the "Schedule of Mechanical & Electrical Provisions".	
(f) Aerials	Location and number of connection points		Please refer to the "Schedule of Mechanical & Electrical Provisions".	
(g) Electrical installations	(i) Electrical fittings (including safety devices)		Three-phase electricity supply with miniature circuit breaker distribution boards completed with residual-current device is provided. Faceplate for all switches and power sockets is provided.	
	(ii) Whether conduits are concealed or exposed		Conduits are partly concealed and partly exposed. Other than those parts of the conduits concealed within concrete, the rest of them are exposed. Some of the exposed conduits may be covered or hidden by false ceilings, bulkheads, cabinets, claddings, concrete partition walls, pipe ducts or other materials.	
	(iii) Location and number of power points and air-conditioner points		Please refer to the "Schedule of Mechanical & Electrical Provisions".	
(h) Gas supply	Type		Town Gas	
	System		Gas supply pipe is provided and connected to gas hob.	
	Location		Please refer to the "Schedule of Mechanical & Electrical Provisions".	
(i) Washing machine connection point	Location		Please refer to the "Schedule of Mechanical & Electrical Provisions".	
	Design		Drain point of 40mm in diameter and water point of 22mm in diameter are provided for washing machine.	
(j) Water supply	(i) Material of water pipes		Copper pipes	
	(ii) Whether water pipes are concealed or exposed		Water pipes are partly concealed and partly exposed. Other than those parts of the water pipes concealed within concrete, the rest of them are exposed. Some of the exposed water pipes may be covered or hidden by false ceilings, bulkheads, cabinets, claddings, concrete partition walls, pipe ducts or other materials.	
	(iii) Whether hot water is available		Hot water is available.	

Notes:
"Penthouse A" means Penthouse A on 18/F, 19/F and Roof of Tower 1
"Penthouse B" means Penthouse B on 18/F, 19/F and Roof of Tower 1
"Penthouse C" means Penthouse C on 18/F, 19/F and Roof of Tower 2
"Penthouse D" means Penthouse D on 18/F, 19/F and Roof of Tower 2

3. INTERIOR FITTINGS

Villa 1 and Villa 2

Item	Description		
(a) Doors	Entrance to Lift Lobby on B/F and Entrance on G/F	Material	Hollow core timber double swing door with hardwood frame
		Finishes	Plywood finishes
		Accessories	Not applicable
	Staircase (Leading to Lift Lobby) on B/F	Material	Solid core timber swing door with hardwood frame
		Finishes	Plywood finishes
		Accessories	Door closer
	Garden Gate (Villa 2)	Material	Galvanized Mild Steel
		Finishes	Bronze coating
		Accessories	Lockset
	Lift Hall	Material	Solid core timber double swing door with hardwood frame (Except 2/F of Villa 1) Solid core timber sliding door with hardwood frame (2/F of Villa 1)
		Finishes	Plywood finishes
		Accessories	Door closer (Except 2/F of Villa 1) Door closer and sliding track (2/F of Villa 1 only)
	All internal doors (if any) (unless otherwise stated)	Material	Hollow core timber swing door with hardwood frame
		Finishes	Plywood finishes
		Accessories	Not applicable
	Lavatory (Villa 1; except Lavatory 1) Powder Room on G/F, Lavatory 1 on G/F and Maid's Bathroom (Villa 2)	Material	Aluminum framed with glazed panels sliding bi-folding door
		Finishes	Frosted tempered glass
		Accessories	Sliding track
	Entertainment Room and Powder Room 1 on 1/F (Villa 2)	Material	Solid core timber swing door with hardwood frame
		Finishes	Plywood finishes
		Accessories	Door closer
	All doors leading to Open Flat Roof, Flat Roof, Balcony (if any) and Garden (unless otherwise stated)	Material	Aluminum framed sliding door with insulated glass unit (IGU) of low-iron tempered glass
		Finishes	Fluorocarbon coating in dark bronze colour
		Accessories	Lockset, handle, sliding track and magnetic door contact

3. INTERIOR FITTINGS

Villa 1 and Villa 2

Item	Description		
(a) Doors	Living/Dining Room (Leading to Garden) on G/F (Villa 1)	Material	Aluminum framed double swing door and sliding door with insulated glass unit (IGU) of low-iron tempered glass
		Finishes	Fluorocarbon coating in dark bronze colour
		Accessories	Lockset, handle, sliding track and magnetic door contact
	Kitchen (Leading to Garden) on G/F (Villa 1) Dining Room (Leading to Garden) on G/F (Villa 2) Roof	Material	Aluminum framed swing door with insulated glass unit (IGU) of low-iron tempered glass
		Finishes	Fluorocarbon coating in dark bronze colour
		Accessories	Lockset, handle and magnetic door contact
(b) Bathroom	(i) Type and material of fittings and equipment		
	Fittings and equipment	Type	Material
	Sanitary Fittings	Wash basin	Stainless steel
		Wash basin mixer	Metal
		Water closet	Ceramic
	(ii) Type and material of water supply system		Copper pipes are used for cold and hot water supply system.
	(iii) Type and material of bathing facilities (including shower or bath tub, if applicable)		
	Shower	Type	Not applicable
		Material	Not applicable
	Bathtub	Type	Not applicable
		Material	Not applicable
	(iv) Size of bath tub (if applicable)		Not applicable
(c) Kitchen	(i) Sink unit	Material	Stainless steel
	(ii) Water supply system	Material	Copper pipes
	(iii) Kitchen cabinet	Material	Not applicable
		Finishes	Not applicable
	(iv) Type of all other fittings and equipment		Sink mixer
(d) Bedroom	Type and material of fittings (including built-in wardrobe)		Not applicable
(e) Telephone	Location and number of connection points		Please refer to the "Schedule of Mechanical & Electrical Provisions".
(f) Aerials	Location and number of connection points		Please refer to the "Schedule of Mechanical & Electrical Provisions".

3. INTERIOR FITTINGS

Villa 1 and Villa 2

Item		Description	
(g)	Electrical installations	(i) Electrical fittings (including safety devices)	Three-phase electricity supply with miniature circuit breaker distribution boards completed with residual-current device is provided. Faceplate for all switches and power sockets is provided.
		(ii) Whether conduits are concealed or exposed	Conduits are partly concealed and partly exposed. Other than those parts of the conduits concealed within concrete, the rest of them are exposed. Some of the exposed conduits may be covered or hidden by false ceilings, bulkheads, cabinets, claddings, concrete partition walls, pipe ducts or other materials.
		(iii) Location and number of power points and air-conditioner points	Please refer to the "Schedule of Mechanical & Electrical Provisions".
(h)	Gas supply	Type	Town Gas
		System	Gas supply pipe is provided and connected to gas hob.
		Location	Please refer to the "Schedule of Mechanical & Electrical Provisions".
(i)	Washing machine connection point	Location	Please refer to the "Schedule of Mechanical & Electrical Provisions".
		Design	Drain point of 40mm in diameter and water point of 22mm in diameter are provided for washing machine.
(j)	Water supply	(i) Material of water pipes	Copper pipes
		(ii) Whether water pipes are concealed or exposed	Water pipes are partly concealed and partly exposed. Other than those parts of the water pipes concealed within concrete, the rest of them are exposed. Some of the exposed water pipes may be covered or hidden by false ceilings, bulkheads, cabinets, claddings, concrete partition walls, pipe ducts or other materials.
		(iii) Whether hot water is available	Hot water is available.

4. MISCELLANEOUS

All units of Tower 1 and Tower 2 (Including all Garden Units and all Penthouses)

Item	Description				
(a) Lifts	(i)	Brand Name	Toshiba		
		Model number	SPACEL-III		
	(ii)	Number of lifts	Residential Lifts	Tower 1	3
				Tower 1 (Garden Unit B)	1
				Tower 2	3
				Tower 2 (Garden Unit C)	1
				Lift Lobby between Tower 1 and Tower 2	1
			Podium Lift	1	
		Floor served by the lifts	Residential Lifts	Tower 1	One lift serves Units A of Tower 1 on UG/F, 1/F, 3/F, 5/F - 12/F, 15/F - 17/F and 19/F
				Tower 1	One lift serves Units B of Tower 1 on UG/F, 1/F, 3/F, 5/F - 12/F, 15/F - 17/F and 19/F
				Tower 1	One lift serves Tower 1 Lift Lobby leading to Units A and B on UG/F, 1/F - 3/F, 5/F - 12/F and 15/F - 19/F
				Tower 1 (Garden Unit B)	One lift serves Garden Unit B of Tower 1 on UG/F, 1/F and 2/F
				Tower 2	One lift serves Units C of Tower 2 on UG/F, 1/F, 3/F, 5/F - 12/F, 15/F - 17/F and 19/F
				Tower 2	One lift serves Units D of Tower 2 on UG/F, 1/F, 3/F, 5/F - 12/F, 15/F - 17/F and 19/F
				Tower 2	One lift serves Tower 2 Lift Lobby leading to Units C and D on UG/F, 1/F - 3/F, 5/F - 12/F and 15/F - 19/F
				Tower 2 (Garden Unit C)	One lift serves Garden Unit C of Tower 2 on UG/F, 1/F and 2/F
				Lift Lobby between Tower 1 and Tower 2	One lift serves the lift lobby between Units B of Tower 1 and Units C of Tower 2 on UG/F, 1/F, 3/F, 5/F - 12/F, 15/F - 17/F and 19/F
			Podium Lift	One lift serves B/F, LG/F and UG/F	
	The Vendor undertakes that if lifts or appliances of the specified brand name or model number are not installed in the Development, lifts or appliances of comparable quality will be installed.				

4. MISCELLANEOUS

All units of Tower 1 and Tower 2 (Including all Garden Units and all Penthouses)

Item	Description			
(b) Letter box	Material	Wood		
(c) Refuse collection	(i) Means of refuse collection	Refuse will be collected by cleaners		
	(ii) Location of refuse room	Refuse Storage and Material Recovery Room is provided on each residential floor of the Towers. Refuse Storage and Material Recovery Chamber is provided on UG/F.		
(d) Water meter, electricity meter and gas meter	(i) Location	Water meter	Electricity meter	Gas meter
		Inside common Water Meter Cabinet on each residential floor	Inside common Electrical Meter Cabinet on each residential floor	Inside kitchen cabinet
	(ii) Whether they are separate or communal meters for residential properties	Separate meter	Separate meter	Separate meter

4. MISCELLANEOUS

Villa 1 and Villa 2

Item	Description				
(a) Lifts	(i)	Brand Name	Toshiba		
		Model number	SPACEL-III		
	(ii)	Number of lifts	Villa 1	1	
			Villa 2	1	
		Floor served by the lifts	Villa 1	One lift serves B/F, G/F, 1/F, 2/F and 3/F of Villa 1	
			Villa 2	One lift serves B/F, G/F, 1/F, 2/F and 3/F of Villa 2	
	The Vendor undertakes that if lifts or appliances of the specified brand name or model number are not installed in the Development, lifts or appliances of comparable quality will be installed.				
(b) Letter box	Material		Not applicable		
(c) Refuse collection	(i)	Means of refuse collection	Refuse will be collected by cleaners		
	(ii)	Location of refuse room	Refuse Storage and Material Recovery Chamber is provided on UG/F.		
(d) Water meter, electricity meter and gas meter	(i)	Location	Water meter	Electricity meter	Gas meter
			Inside common Water Meter Cabinet on B/F	Inside main Low Voltage switch room on UG/F	Inside kitchen cabinet
	(ii)	Whether they are separate or communal meters for residential properties	Separate meter	Separate meter	Separate meter

5. SECURITY FACILITIES

All units of Tower 1 and Tower 2 (Including all Garden Units and all Penthouses)

Item	Description		
Security facilities	Security system and equipment (including details of built-in provisions and their locations)	Access control and security system	Visitor panels with access card reader are installed at the Tower's main entrance lobby on UG/F. Video Phone is provided for each residential unit and connects to respective reception counter at entrance lobby on UG/F. For the location of Video Phone, please refer to "Schedule of Mechanical & Electrical Provisions". Panic Alarm Button is provided for each residential unit and the alarm signal connecting to the management office. For the location of Panic Alarm Button, please refer to "Schedule of Mechanical & Electrical Provisions". Magnetic door contact is installed to all openable doors at balconies of each residential unit. Glass break sensor is installed to all openable doors at balconies and sliding doors / sliding bi-folding doors at Living Rooms (leading to Garden) in Garden Units. An alarm control panel with keypad is provided for each residential unit to receive all alarm signals of the unit. Pressure sensor or electric fence is installed at boundary wall and alarm signal connecting to the caretaker's office (UG/F).
		CCTV	CCTV system is provided at Towers' residential entrance lobby, staircase exit and all Towers' lift connecting directly to the local Tower caretaker's counter. CCTV system is also provided at clubhouse, external landscaped area and lifts connecting directly to management office.

Villa 1 and Villa 2

Item	Description		
Security facilities	Security system and equipment (including details of built-in provisions and their locations)	Access control and security system	Magnetic door contact and glass break sensor are installed to all openable windows and doors of each Villa. An alarm control panel with keypad is provided for each residential unit to receive all alarm signals of the unit.
		CCTV	CCTV system is provided at villa external façade and landscaped area connecting directly to management office.

6. APPLIANCES

All units of Tower 1 and Tower 2 (Including all Garden Units and all Penthouses), Villa 1 and Villa 2

Item	Description
Appliances	For the brand name and model number, please refer to "Appliances Schedule". The Vendor undertakes that if lifts or appliances of the specified brand name or model number are not installed in the Development, lifts or appliances of comparable quality will be installed.

FITTINGS, FINISHES AND APPLIANCES
裝置、裝修物料及設備

1. 外部裝修物料

第1座及第2座之所有單位（包括所有花園單位及所有頂層單位）

細項	描述			
(a) 外牆	裝修物料的類型	天然石、幕牆、合成木材、鋁質掛板、格柵和百葉		
(b) 窗	框的用料	氟化碳噴塗鋁窗框		
	玻璃的用料	低輻射鍍膜或背漆中空超白清玻璃		
(c) 窗台	窗台的用料	不適用		
	窗台板的裝修物料	不適用		
(d) 花槽	裝修物料的類型	不適用		
(e) 陽台或露台	裝修物料的類型	露台：		
		地板	外牆	天花板
		英泥沙批盪	天然石、合成木材、玻璃圍欄配鋁質扶手	合成木材
		陽台：不適用		
	是否有蓋	露台：有蓋 陽台：不適用		
(f) 乾衣設施	類型及用料	不適用		

1號洋房及2號洋房

細項	描述			
(a) 外牆	裝修物料的類型	天然石、瓷磚、合成木材、鋁質掛板、格柵和百葉		
(b) 窗	框的用料	氟化碳噴塗鋁窗框		
	玻璃的用料	低輻射鍍膜中空超白清玻璃		
(c) 窗台	窗台的用料	不適用		
	窗台板的裝修物料	不適用		
(d) 花槽	裝修物料的類型	不適用		
(e) 陽台或露台	裝修物料的類型	露台：		
		地板	外牆	天花板
		英泥沙批盪	英泥石灰批盪、天然石、合成木材、玻璃圍欄配鋁質扶手	英泥石灰批盪
		陽台：不適用		
	是否有蓋	露台：有蓋 陽台：不適用		
(f) 乾衣設施	類型及用料	不適用		

2. 室內裝修物料

花園單位A、B、C及D

細項	描述				
(a) 大堂	牆壁、地板及天花板的裝修物料的類型				
		牆壁	地板	天花板	
	地下高層私人升降機大堂（花園單位B及C）	外露位置為木飾面和金屬	外露位置為天然石	水泥板假天花並髹上乳膠漆	
	1樓私人升降機大堂	外露位置為牆紙和金屬	外露位置為天然石	水泥板假天花並髹上乳膠漆	
	地下高層入口大堂（包括升降機大堂）（第1座A及B單位、第2座C及D單位）	外露位置為木飾面和金屬	外露位置為天然石	水泥板假天花並髹上乳膠漆	
	地下高層、1樓及2樓升降機大堂	瓷磚鋪砌至1.2米高，以上為乳膠漆	瓷磚	乳膠漆	
(b) 內牆及天花板	客廳、飯廳及睡房的牆壁及天花板的裝修物料的類型				
		牆壁	天花板		
	客廳、飯廳及睡房	乳膠漆	外露部份批盪並髹上乳膠漆；設有假天花或假陣位置為水泥板並髹上乳膠漆		
(c) 內部地板	客廳、飯廳及睡房的地板及牆腳線的用料				
		地板	牆腳線		
	客廳及飯廳	複合木和天然石邊	木		
	睡房	複合木	木		
(d) 浴室		牆壁	地板	天花板	
	(i) 裝修物料的類型	外露位置為天然石	外露位置為天然石	水泥板假天花並髹上乳膠漆	
	(ii) 牆壁的裝修物料是否鋪至天花板	鋪至假天花			
(e) 廚房		牆壁	地板	天花板	灶台
	(i) 裝修物料的類型	外露位置為天然石和瓷磚	外露位置為天然石	水泥板假天花並髹上乳膠漆	天然石
	(ii) 牆壁的裝修物料是否鋪至天花板	鋪至假天花			

備註：
「花園單位A」是指第1座地下高層、1樓及2樓之花園單位A
「花園單位B」是指第1座地下高層、1樓及2樓之花園單位B
「花園單位C」是指第2座地下高層、1樓及2樓之花園單位C
「花園單位D」是指第2座地下高層、1樓及2樓之花園單位D

2. 室內裝修物料

第1座及第2座之所有單位（所有花園單位及所有頂層單位除外）

細項	描述			
(a) 大堂	牆壁、地板及天花板的裝修物料的類型			
		牆壁	地板	天花板
	私人升降機大堂	外露位置為牆紙 （16C除外） 外露位置為天然石及木髹上乳膠漆 （16C）	外露位置為天然石	水泥板假天花並髹上乳膠漆 （16A除外） 水泥板假天花並裝上木飾面 (16A)
	地下高層入口大堂 （包括升降機大堂） （第1座A及B單位、第2座C及D單位）	外露位置為木飾面和金屬	外露位置為天然石	水泥板假天花並髹上乳膠漆
	升降機大堂	瓷磚舖砌至1.2米高，以上位置髹上乳膠漆	瓷磚	乳膠漆
(b) 內牆及天花板	客廳、飯廳及睡房的牆壁及天花板的裝修物料的類型			
		牆壁		天花板
	客廳、飯廳及睡房	乳膠漆（16A及16C除外） 牆紙、天然石及木飾面（16A客廳及飯廳） 牆紙、鏡及木飾面（16A主人睡房） 牆紙及木飾面（16A睡房2及3） 乳膠漆及木飾面（16A睡房1） 木板並髹上乳膠漆（16C客廳及飯廳） 木飾面、布料牆板及金屬條（16C主人睡房） 布料牆板、鏡及金屬條（16C睡房1） 布料牆板、牆紙及金屬條（16C睡房2） 布料牆板、牆紙、木板並髹上乳膠漆及金屬條（16C睡房3）		外露部份批盪並髹上乳膠漆；設有假天花或假陣位置為水泥板並髹上乳膠漆 （16A除外） 水泥板假天花並髹上乳膠漆及裝上木飾面 (16A客廳及飯廳) 水泥板假天花並裝上木飾面 (16A主人睡房及睡房)
(c) 內部地板	客廳、飯廳及睡房的地板及牆腳線的用料			
		地板		牆腳線
	客廳及飯廳	複合木和天然石邊（16A及16C除外） 複合木（16A及16C）		木（16C除外） 木板並髹上乳膠漆（16C）
	睡房	複合木 （包括16A主人睡房及睡房1及2；16A睡房3及衣帽間除外） 複合木及地氈 （16A睡房3） 地氈（16A衣帽間） 複合木及地氈（16C）		木（16C除外） 木（16C主人睡房） 木板並髹上乳膠漆 （16C睡房1、2及3）

備註：
「16A」是指第1座16樓之A單位
「16C」是指第2座16樓之C單位

2. 室內裝修物料

第1座及第2座之所有單位（所有花園單位及所有頂層單位除外）

細項	描述				
(d) 浴室	(i) 裝修物料的類型				
		牆壁	地板	天花板	
	浴室及主人浴室 （第1座A及B單位、 第2座D單位及16C）	外露位置為天然石 （16C主人浴室除外） 外露位置為天然石及鏡 （16C主人浴室）	外露位置為天然石	水泥板假天花並髹上乳膠漆	
	主人浴室 （第2座C單位；16C除外）	外露位置為天然石和 油漆面板	外露位置為天然石和 天然石馬賽克	水泥板假天花並髹上乳膠漆	
	浴室 （第2座C單位；16C除外）	外露位置為天然石	外露位置為天然石	水泥板假天花並髹上乳膠漆	
	(ii) 牆壁的裝修物料是否鋪至天花板	鋪至假天花			
(e) 廚房	(i) 裝修物料的類型				
		牆壁	地板	天花板	灶台
	第1座A單位（16A除外）、 第2座D單位及16C	外露位置為天然石	外露位置為天然石	水泥板假天花並髹上 乳膠漆	天然石
	第1座B單位及第2座C單位 （16C除外）	外露位置為天然石和 瓷磚	外露位置為天然石	水泥板假天花並髹上 乳膠漆	天然石
	16A	外露位置為瓷磚	外露位置為瓷磚	水泥板假天花並髹上 乳膠漆	天然石
	(ii) 牆壁的裝修物料是否鋪至天花板	鋪至假天花			

備註：
「16A」是指第1座16樓之A單位
「16C」是指第2座16樓之C單位

2. 室內裝修物料

頂層單位A、B、C及D

細項	描述				
(a) 大堂	牆壁、地板及天花板的裝修物料的類型				
			牆壁	地板	天花板
	私人升降機大堂	頂層單位A及D	灰水批盪	英泥沙批盪	混凝土
		頂層單位B及C	外露位置為牆紙	外露位置為天然石	水泥板假天花並髹上乳膠漆
	地下高層入口大堂（包括升降機大堂）（第1座A及B單位、第2座C及D單位）		外露位置為木材和金屬	外露位置為天然石	水泥板假天花並髹上乳膠漆
	18樓及19樓升降機大堂		瓷磚舖砌至1.2米高，以上位置髹上乳膠漆	瓷磚	乳膠漆
(b) 內牆及天花板	客廳、飯廳及睡房的牆壁及天花板的裝修物料的類型				
			牆壁	天花板	
	客廳、飯廳及睡房	頂層單位A及D	灰水批盪	混凝土	
		頂層單位B及C	乳膠漆	外露部份批盪並髹上乳膠漆；設有假天花或假陣位置為水泥板並髹上乳膠漆	
(c) 內部地板	客廳、飯廳及睡房的地板及牆腳線的用料				
			地板	牆腳線	
	客廳及飯廳	頂層單位A及D	英泥沙批盪	不適用	
		頂層單位B及C	複合木和天然石邊	木	
	睡房	頂層單位A及D	英泥沙批盪	不適用	
		頂層單位B及C	複合木	木	

備註：
「頂層單位A」是指第1座18樓、19樓及天台之頂層單位A
「頂層單位B」是指第1座18樓、19樓及天台之頂層單位B
「頂層單位C」是指第2座18樓、19樓及天台之頂層單位C
「頂層單位D」是指第2座18樓、19樓及天台之頂層單位D

2. 室內裝修物料

頂層單位A、B、C及D

細項	描述					
(d) 浴室			牆壁	地板	天花板	
	(i) 裝修物料的類型	頂層單位A及D	灰水批盪	英泥沙批盪	混凝土	
		頂層單位B及C	外露位置為天然石	外露位置為天然石	水泥板假天花並髹上乳膠漆	
	(ii) 牆壁的裝修物料是否鋪至天花板	頂層單位A及D	灰水批盪至天花板			
		頂層單位B及C	鋪至假天花			
(e) 廚房			牆壁	地板	天花板	灶台
	(i) 裝修物料的類型	頂層單位A及D	灰水批盪	英泥沙批盪	混凝土	不適用
		頂層單位B及C	外露位置為天然石和瓷磚	外露位置為天然石	水泥板假天花並髹上乳膠漆	天然石和不銹鋼
	(ii) 牆壁的裝修物料是否鋪至天花板	頂層單位A及D	灰水批盪至天花板			
		頂層單位B及C	鋪至假天花			

備註：
「頂層單位A」是指第1座18樓、19樓及天台之頂層單位A
「頂層單位B」是指第1座18樓、19樓及天台之頂層單位B
「頂層單位C」是指第2座18樓、19樓及天台之頂層單位C
「頂層單位D」是指第2座18樓、19樓及天台之頂層單位D

2. 室內裝修物料

1號洋房及2號洋房

細項	描述				
(a) 大堂	牆壁、地板及天花板的裝修物料的類型				
		牆壁	地板	天花板	
	升降機大堂	灰水批盪	英泥沙批盪	混凝土	
(b) 內牆及天花板	客廳、飯廳及睡房的牆壁及天花板的裝修物料的類型				
		牆壁	天花板		
	客廳、飯廳及睡房	灰水批盪	混凝土		
(c) 內部地板	客廳、飯廳及睡房的地板及牆腳線的用料				
		地板	牆腳線		
	客廳、飯廳及睡房	英泥沙批盪	不適用		
(d) 浴室		牆壁	地板	天花板	
	(i) 裝修物料的類型	灰水批盪	英泥沙批盪	混凝土	
	(ii) 牆壁的裝修物料是否鋪至天花板	灰水批盪至天花板			
(e) 廚房		牆壁	地板	天花板	灶台
	(i) 裝修物料的類型	灰水批盪	英泥沙批盪	混凝土	不適用
	(ii) 牆壁的裝修物料是否鋪至天花板	灰水批盪至天花板			

3. 室內裝置

花園單位A、B、C及D

細項	描述		
(a) 門	花園閘門	用料	鍍鋅鋼
		裝修物料	銅塗層
		配件	門鎖
	地下高層樓梯大門 (花園單位A及D) 地下高層私人升降機大堂 (花園單位B及C)	用料	木門框實心木雙掩門
		裝修物料	木飾面
		配件	門鎖、手柄及氣鼓
	地下高層樓梯 (往樓梯之儲物間) (花園單位A及D)	用料	木門框實心木掩門
		裝修物料	木飾面
		配件	門鎖及氣鼓
	地下高層樓梯的儲物間 (花園單位D)	用料	木門框實心木掩門
		裝修物料	木飾面、金屬、膠板及乳膠漆
		配件	門鎖及氣鼓
	1樓升降機大堂 (往工作間) (花園單位B及C)	用料	木門框實心木雙掩門
		裝修物料	木飾面
		配件	門鎖、手柄、防盜眼及氣鼓
	工作間 (往升降機大堂) (花園單位A) 廚房 (往升降機大堂) (花園單位D)	用料	木門框實心木掩門
		裝修物料	木飾面
		配件	門鎖、手柄、防盜眼及氣鼓
	2樓升降機大堂 (往家庭廳連備餐間)	用料	木門框實心木掩門
		裝修物料	木飾面
		配件	門鎖、手柄及氣鼓
	1樓私人升降機大堂 (花園單位A及D)	用料	木門框實心木掩門連玻璃板
		裝修物料	牆紙
		配件	門鎖、手柄及氣鼓
	1樓前廳	用料	木門框實心木雙掩門
		裝修物料	木飾面
		配件	門鎖、手柄、防盜眼及氣鼓
	1樓前廳 (往升降機大堂) (花園單位B及C)	用料	木門框實心木雙掩門
		裝修物料	木飾面
		配件	門鎖及氣鼓

備註:
「花園單位A」是指第1座地下高層、1樓及2樓之花園單位A
「花園單位B」是指第1座地下高層、1樓及2樓之花園單位B
「花園單位C」是指第2座地下高層、1樓及2樓之花園單位C
「花園單位D」是指第2座地下高層、1樓及2樓之花園單位D

3. 室內裝置

花園單位A、B、C及D

細項	描述			
(a) 門	廚房	用料	木門框實心木掩門連玻璃板	
		裝修物料	木飾面	
		配件	手柄及氣鼓	
	工作間	用料	花園單位A	木門框實心木掩門
			花園單位B、C及D	木門框實心木趟門
		裝修物料	所有花園單位	木飾面
		配件	花園單位A	門鎖
			花園單位B、C及D	門鎖及趟軌
	男主人浴室及女主人浴室（花園單位A、B及C） 主人浴室（花園單位D） 衣帽間（花園單位A之女主人浴室旁、花園單位B之浴室2內及男主人浴室旁的衣帽間除外） 備餐間（花園單位A、B及C）	用料	木門框實心木趟門	
		裝修物料	木飾面	
		配件	門鎖及趟軌	
	衣帽間（花園單位A之女主人浴室旁、花園單位B之浴室2內及男主人浴室旁）	用料	木門框實心木掩門	
		裝修物料	木飾面	
		配件	門鎖	
	主人睡房	用料	木門框實心木雙掩門	
		裝修物料	木飾面	
		配件	門鎖及手柄	
	睡房 工人房 化妝間 多用途房間（花園單位B及C） 1樓儲物間（花園單位B及C） 2樓儲物間（花園單位A及C）	用料	木門框實心木掩門（花園單位A、C及D化妝間除外） 木門框實心木掩門連百葉（花園單位A、C及D化妝間）	
		裝修物料	木飾面	
		配件	門鎖及手柄	

備註：
「花園單位A」是指第1座地下高層、1樓及2樓之花園單位A
「花園單位B」是指第1座地下高層、1樓及2樓之花園單位B
「花園單位C」是指第2座地下高層、1樓及2樓之花園單位C
「花園單位D」是指第2座地下高層、1樓及2樓之花園單位D

3. 室內裝置

花園單位A、B、C及D

細項	描述			
(a) 門	浴室1	用料	花園單位A	木門框實心木趟門
			花園單位B及C	木門框實心木掩門連百葉
			花園單位D	木門框實心木趟門
		裝修物料	所有花園單位	木飾面
		配件	花園單位A及D	門鎖及趟軌
			花園單位B及C	門鎖
	浴室2	用料	花園單位A及C	木門框實心木趟門連百葉
			花園單位B	木門框實心木掩門
			花園單位D	木門框實心木趟門
		裝修物料	所有花園單位	木飾面
		配件	花園單位A、C及D	門鎖及趟軌
			花園單位B	門鎖
	浴室3	用料	花園單位A、C及D	木門框實心木掩門
			花園單位B	木門框實心木趟門連百葉
		裝修物料	所有花園單位	木飾面
		配件	花園單位A、C及D	門鎖
			花園單位B	門鎖及趟軌
	浴室4	用料	花園單位A、B及D	木門框實心木掩門連百葉
			花園單位C	木門框實心木趟門連百葉
		裝修物料	所有花園單位	木飾面
		配件	花園單位A、B及D	門鎖
			花園單位C	門鎖及趟軌
	浴室5	用料	往客廳（花園單位B及C）	木門框實心木掩門連百葉
			往室外（所有花園單位）	鋁門框雙層玻璃掩門
		裝修物料	往客廳（花園單位B及C）	木飾面
			往室外（所有花園單位）	鋁及玻璃
		配件	往客廳（花園單位B及C）	門鎖
			往室外（所有花園單位）	門鎖
	浴室6（花園單位C）	用料	木門框實心木掩門	
		裝修物料	木飾面	
		配件	門鎖	

備註：
「花園單位A」是指第1座地下高層、1樓及2樓之花園單位A
「花園單位B」是指第1座地下高層、1樓及2樓之花園單位B
「花園單位C」是指第2座地下高層、1樓及2樓之花園單位C
「花園單位D」是指第2座地下高層、1樓及2樓之花園單位D

3. 室內裝置

花園單位A、B、C及D

細項	描述		
(a) 門	客廳（往花園）	用料	鋁門框中空超白清強化玻璃趟門及趟摺門
		裝修物料	古銅色氟化碳噴塗
		配件	門鎖、手柄、趟軌及磁石感應器接觸
	露台	用料	鋁門框中空超白清強化玻璃趟門
		裝修物料	古銅色氟化碳噴塗
		配件	門鎖、手柄、趟軌及磁石感應器接觸
	地下高層儲物間	用料	不銹鋼門框不銹鋼門
		裝修物料	石材及膠板
		配件	門鎖及氣鼓
	地下高層及1樓洗手間（花園單位A的1樓洗手間除外）	用料	鋁門框玻璃趟摺門
		裝修物料	強化磨砂玻璃
		配件	門鎖及趟軌
	1樓洗手間（花園單位A）	用料	木門框實心木掩門連百葉
		裝修物料	木飾面
		配件	門鎖及氣鼓

備註：
「花園單位A」是指第1座地下高層、1樓及2樓之花園單位A
「花園單位B」是指第1座地下高層、1樓及2樓之花園單位B
「花園單位C」是指第2座地下高層、1樓及2樓之花園單位C
「花園單位D」是指第2座地下高層、1樓及2樓之花園單位D

3. 室內裝置

花園單位A、B、C及D

細項	描述		
(b) 浴室	(i) 裝置及設備的類型及用料		
	裝置及設備	類型	用料
	櫃	洗手盆櫃	木
		洗手盆櫃檯面	天然石
		鏡櫃	鏡及木
	潔具裝置	廁紙架	金屬
		毛巾掛勾	金屬
		毛巾架	金屬
		洗手盆	陶瓷
		洗手盆水龍頭	金屬
		座廁	陶瓷
	(ii) 供水系統的類型及用料	冷熱水供水系統採用銅喉管。	
	(iii) 沐浴設施（包括花灑或浴缸，如適用的話）		
	沐浴設施	類型	用料
	淋浴	花灑套裝（花灑龍頭連花灑淋浴頭）	金屬
		淋浴間	不銹鋼框強化玻璃
	浴缸	花灑龍頭、花灑套裝和浴缸龍頭	金屬
		浴缸	女主人浴室（花園單位A、B及C）	人造石
			主人浴室（花園單位D）	人造石
			浴室2（花園單位D）	搪瓷鋼
			浴室4	搪瓷鋼
			浴室1（花園單位A及D）	搪瓷鋼
	(iv) 浴缸大小（如適用的話）		
	位置		大小
	女主人浴室	花園單位A、B及C	1800毫米長 x 850毫米闊 x 600毫米高
	主人浴室	花園單位D	1700毫米長 x 740毫米闊 x 530毫米高
	浴室1	花園單位A	1600毫米長 x 700毫米闊 x 430毫米高
		花園單位D	1500毫米長 x 750毫米闊 x 430毫米高
	浴室2	花園單位D	1500毫米長 x 750毫米闊 x 430毫米高
	浴室4	花園單位B	1500毫米長 x 750毫米闊 x 430毫米高
	浴室4	花園單位C	1600毫米長 x 700毫米闊 x 430毫米高

備註：
「花園單位A」是指第1座地下高層、1樓及2樓之花園單位A
「花園單位B」是指第1座地下高層、1樓及2樓之花園單位B
「花園單位C」是指第2座地下高層、1樓及2樓之花園單位C
「花園單位D」是指第2座地下高層、1樓及2樓之花園單位D

3. 室內裝置

花園單位A、B、C及D

細項	描述		
(c) 廚房	(i) 洗滌盆	用料	不銹鋼
	(ii) 供水系統	用料	銅喉管
	(iii) 廚櫃	用料	木
		裝修物料	天然石及高光油漆物料
	(iv) 所有其他裝置及設備的類型		洗滌盆水龍頭
(d) 睡房	裝置（包括嵌入式衣櫃）的類型及用料		不適用
(e) 電話	接駁點的位置及數目		請參閱「機電裝置數量說明表」。
(f) 天線	接駁點的位置及數目		請參閱「機電裝置數量說明表」。
(g) 電力裝置	(i) 供電附件（包括安全裝置）		裝設三相電源連微型斷路器配電箱，附設電流式漏電斷路器。 電制及插頭連面板。
	(ii) 導管是隱藏或外露		電線管部分隱藏並部分外露。 除部分隱藏於混凝土內之導管外，其他部分的導管均為外露。外露的導管可能以假天花、假陣、櫃、飾面板、混凝土分隔牆、管道槽或其他物料覆蓋或掩藏。
	(iii) 電插座及空調機接駁點的位置及數目		請參閱「機電裝置數量說明表」。
(h) 氣體供應	類型		煤氣
	系統		煤氣喉接駁煤氣煮食爐。
	位置		請參閱「機電裝置數量說明表」。
(i) 洗衣機接駁點	位置		請參閱「機電裝置數量說明表」。
	設計		設有洗衣機直徑40毫米之去水接駁喉位及直徑22毫米之來水接駁喉位。
(j) 供水	(i) 水管的用料		銅管
	(ii) 水管是隱藏或外露		水管部分隱藏並部分外露。 除部分隱藏於混凝土內之水管外，其他部分的水管均為外露。外露的水管可能以假天花、假陣、櫃、飾面板、混凝土分隔牆、管道槽或其他物料覆蓋或掩藏。
	(iii) 有否熱水供應		有熱水供應。

備註：
「花園單位A」是指第1座地下高層、1樓及2樓之花園單位A
「花園單位B」是指第1座地下高層、1樓及2樓之花園單位B
「花園單位C」是指第2座地下高層、1樓及2樓之花園單位C
「花園單位D」是指第2座地下高層、1樓及2樓之花園單位D

3. 室內裝置

第1座及第2座所有單位（所有花園單位及所有頂層單位除外）

細項	描述		
(a) 門	前廳 （16C 除外）	用料	木門框實心木雙掩門
		裝修物料	木飾面
		配件	門鎖、防盜眼及氣鼓（16A除外） 門鎖及氣鼓（16A）
	前廳 （往私人升降機大堂） （16C）	用料	金屬門框玻璃雙掩門
		裝修物料	玻璃
		配件	門鎖及氣鼓
	私人升降機大堂 （A及D單位）	用料	木門框實心木掩門連玻璃板
		裝修物料	牆紙
		配件	門鎖及氣鼓
	前廳（往家庭廳） （16A）	用料	不銹鋼門框空心木掩門
		裝修物料	牆紙（面向前廳） 木飾面（面向家庭廳）
		配件	不適用
	前廳（往家庭廳） （16C）	用料	木門框空心木趟門
		裝修物料	乳膠漆（面向前廳） 木飾面（面向家庭廳）
		配件	趟軌
	前廳（往升降機大堂） （B及C單位） （16C面向升降機大堂之前廳門）	用料	木門框實心木掩門
		裝修物料	木飾面
		配件	門鎖及氣鼓（16C面向升降機大堂之前廳門除外） 門鎖、氣鼓及防煙條（16C面向升降機大堂之前廳門）
	前廳（往升降機大堂） （面向前廳） （16C）	用料	不銹鋼門框空心木掩門
		裝修物料	木飾面（面向升降機大堂） 金屬及鏡（面向前廳）
		配件	磁石櫃鎖
	前廳（往客廳） （16C）	用料	金屬門框玻璃雙趟門
		裝修物料	玻璃
		配件	趟軌
	廚房 （A單位及16C除外）	用料	木門框實心木趟門
		裝修物料	木飾面
		配件	手柄及趟軌
	廚房 （A單位；16A 除外）	用料	木門框實心木掩門連玻璃板
		裝修物料	木飾面
		配件	手柄及氣鼓
	廚房 （16A）	用料	不銹鋼門框玻璃雙趟門
		裝修物料	玻璃
		配件	門鎖及趟軌
	室內廚房門 （A及D單位）	用料	木門框實心木掩門（16A除外） 木門框空心木掩門（16A）
		裝修物料	木飾面
		配件	門鎖

備註：
「A單位」是指第1座5樓 - 12樓及15樓 - 17樓之A單位
「B單位」是指第1座5樓 - 12樓及15樓 - 17樓之B單位
「C單位」是指第2座5樓 - 12樓及15樓 - 17樓之C單位
「D單位」是指第2座5樓 - 12樓及15樓 - 17樓之D單位
「16A」是指第1座16樓之A單位
「16C」是指第2座16樓之C單位

3. 室內裝置

第1座及第2座所有單位（所有花園單位及所有頂層單位除外）

細項	描述		
(a) 門	室內廚房門 (16C) 廚房（往飯廳） (16C)	用料	金屬門框玻璃雙趟門
		裝修物料	玻璃
		配件	趟軌
	廚房（往升降機大堂）	用料	木門框實心木掩門
		裝修物料	木飾面（16C面向廚房除外） 乳膠漆（16C面向廚房）
		配件	門鎖、防盜眼及氣鼓（16A及16C除外） 門鎖及氣鼓（16A） 門鎖、氣鼓及防煙條（16C）
	廚房（往廚房內房間） (16C) 工作間 (16C)	用料	木門框空心木掩門
		裝修物料	乳膠漆
		配件	門鎖
	工作間 (A單位；16A 除外)	用料	木門框實心木趟門
		裝修物料	木飾面
		配件	門鎖及趟軌
	工作間 (16A)	用料	木門框空心木掩門
		裝修物料	木飾面
		配件	門鎖
	主人睡房（16A及16C除外） 睡房（16A及16C除外） 化妝間（C單位；16C除外） 工人房連工作間 (B及C單位；16C除外) 書房（D單位）	用料	木門框實心木掩門（C單位之化妝間除外） 木門框實心木掩門連百葉（C單位之化妝間）
		裝修物料	木飾面
		配件	門鎖
	化妝間 (A、B及D單位；16A除外)	用料	木門框實心木趟門連百葉
		裝修物料	木飾面
		配件	門鎖及趟軌
	化妝間 (16C)	用料	木門框空心木掩門
		裝修物料	乳膠漆
		配件	門鎖
	主人睡房、睡房、衣帽間、浴室1及2、洗手間及化妝間 (16A) 主人睡房 (16C)	用料	木門框空心木掩門（16A浴室1及2、化妝間及洗手間連百葉）
		裝修物料	木飾面
		配件	門鎖
	睡房 1、2 及 3 (16C)	用料	木門框空心木掩門
		裝修物料	木飾面（面向家庭廳） 乳膠漆（面向睡房 1、2 及 3）
		配件	門鎖

備註：
「A單位」是指第1座5樓 - 12樓及15樓 - 17樓之A單位
「B單位」是指第1座5樓 - 12樓及15樓 - 17樓之B單位
「C單位」是指第2座5樓 - 12樓及15樓 - 17樓之C單位
「D單位」是指第2座5樓 - 12樓及15樓 - 17樓之D單位
「16A」是指第1座16樓之A單位
「16C」是指第2座16樓之C單位

3. 室內裝置

第1座及第2座所有單位（所有花園單位及所有頂層單位除外）

細項	描述		
(a) 門	主人浴室 （16A及16C除外） 浴室 （A單位浴室1、16A浴室2及3及16C除外）	用料	木門框實心木趟門 而以下浴室配備百葉： A單位：浴室2及3 B單位：浴室3 C單位：浴室1及3 D單位：浴室1及2 木門框實心木雙掩門（只適用於16C之主人浴室）
		裝修物料	木飾面
		配件	門鎖及趟軌（趟軌不適用於16C之主人浴室）
	浴室 （A單位浴室1；16A浴室1除外）	用料	木門框實心木掩門連百葉
		裝修物料	木飾面
		配件	門鎖
	主人浴室及浴室3 （16A）	用料	木門框玻璃趟門
		裝修物料	疊層玻璃
		配件	門鎖及趟軌
	主人浴室 （16C）	用料	木門框空心木雙趟門
		裝修物料	木飾面（面向衣帽間） 乳膠漆（面向主人浴室）
		配件	門鎖及趟軌
	浴室1及2 （16C）	用料	木門框空心木趟門
		裝修物料	乳膠漆
		配件	門鎖及趟軌
	浴室3 （16C）	用料	木門框空心木掩門
		裝修物料	乳膠漆
		配件	門鎖
	露台	用料	鋁門框中空超白清強化玻璃趟門
		裝修物料	古銅色氟化碳噴塗
		配件	門鎖、手柄、趟軌及磁石感應器接觸
	洗手間 （16A及16C除外）	用料	鋁門框玻璃趟摺門連百葉
		裝修物料	強化磨砂玻璃
		配件	門鎖及趟軌
	洗手間 （16C）	用料	玻璃掩門
		裝修物料	玻璃
		配件	門鎖
	冷氣機房（面向冷氣機房）	用料	不銹鋼門框金屬門
		裝修物料	不銹鋼
		配件	門鎖
	冷氣機房 （面向家庭廳/化妝間） （16C除外）	用料	木門框實心木掩門（16A 除外） 木門框空心木掩門（16A）
		裝修物料	木飾面
		配件	門鎖
	冷氣機房 （面向家庭廳） （16C）	用料	木板掩門
		裝修物料	木飾面
		配件	磁石櫃鎖及防盜鏈

備註：
「A單位」是指第1座5樓 - 12樓及15樓 - 17樓之A單位
「B單位」是指第1座5樓 - 12樓及15樓 - 17樓之B單位
「C單位」是指第2座5樓 - 12樓及15樓 - 17樓之C單位
「D單位」是指第2座5樓 - 12樓及15樓 - 17樓之D單位
「16A」是指第1座16樓之A單位
「16C」是指第2座16樓之C單位

3. 室內裝置

第1座及第2座所有單位（所有花園單位及所有頂層單位除外）

細項	描述			
	(i) 裝置及設備的類型及用料			
	裝置及設備	類型	用料	
(b) 浴室	櫃	洗手盆櫃	木	
		檯面	天然石	
		鏡櫃	鏡及玻璃（16A及16C除外） 木、鏡及玻璃（16A） 木、鏡及金屬（16C）	
	潔具裝置	廁紙架	主人浴室	啞面鉑及金屬（16C除外） 金屬（16C）
			浴室1、2及3	金屬
			化妝間	金屬
		毛巾掛勾	主人浴室	啞面鉑及金屬（16A及16C除外） 金屬（16A及16C）
			浴室2 浴室1（只適用於16A） 浴室1、2及3（16C）	金屬
			化妝間	金屬
		毛巾架	主人浴室	啞面鉑及金屬（16A及16C除外） 金屬（16A及16C）
			浴室1、2及3	金屬
			化妝間	金屬
		洗手盆	陶瓷	
		洗手盆水龍頭	主人浴室	啞面鉑及金屬（16A及16C除外） 金屬（16A及16C）
			浴室1、2及3	金屬
			化妝間	金屬
		座廁	陶瓷	
	(ii) 供水系統的類型及用料	冷熱水供水系統採用銅喉管。		
	(iii) 沐浴設施（包括花灑或浴缸，如適用的話）			
	沐浴設施	類型		用料
	淋浴	花灑套裝（花灑龍頭連花灑淋浴頭）	主人浴室	啞面鉑及金屬（16A及16C除外） 金屬（16A及16C）
			浴室1、2及3	金屬
			洗手間	金屬
		淋浴間		不銹鋼框強化玻璃（16A及16C除外） 強化玻璃（16A及16C之主人浴室及浴室1及3）
	浴缸	浴缸龍頭	主人浴室	啞面鉑及金屬（16A及16C除外） 金屬（16A及16C）
			浴室1、2及3 （16A及16C之浴室1及3除外）	金屬
		浴缸	主人浴室 （A、B及D單位；16A除外）	人造石
			主人浴室（C單位及16A）	搪瓷鋼
			浴室2（16A除外）	搪瓷鋼

備註：
「A單位」是指第1座5樓 - 12樓及15樓 - 17樓之A單位
「B單位」是指第1座5樓 - 12樓及15樓 - 17樓之B單位
「C單位」是指第2座5樓 - 12樓及15樓 - 17樓之C單位
「D單位」是指第2座5樓 - 12樓及15樓 - 17樓之D單位
「16A」是指第1座16樓之A單位
「16C」是指第2座16樓之C單位

3. 室內裝置

第1座及第2座所有單位（所有花園單位及所有頂層單位除外）

細項	描述		
(b) 浴室	(iv) 浴缸大小（如適用的話）		
	位置		大小
	主人浴室（A及D單位；16A除外）		1510毫米長 x 800毫米闊 x 600毫米高
	主人浴室（16A）		1645毫米長 x 741毫米闊 x 502毫米高
	主人浴室（C單位）		1800毫米長 x 850毫米闊 x 600毫米高（16C除外） 1800毫米長 x 890毫米闊 x 600毫米高（16C）
	主人浴室（B單位）		1690毫米長 x 940毫米闊 x 550毫米高
	浴室2（A、B、C及D單位；16A及16C除外）		1500毫米長 x 750毫米闊 x 430毫米高
	浴室2（16C）		1765毫米長 x 885毫米闊 x 585毫米高
(c) 廚房	(i) 洗滌盆	用料	不銹鋼
	(ii) 供水系統	用料	銅喉管
	(iii) 廚櫃	用料	木（16A及16C除外） 木及金屬（16A） 木、金屬及金屬框玻璃（16C）
		裝修物料	木飾面及高光油漆物料（D單位、16A及16C除外） 高光油漆物料（D單位） 木及金屬（16A及16C）
	(iv) 所有其他裝置及設備的類型		洗滌盆水龍頭
(d) 睡房	裝置（包括嵌入式衣櫃）的類型及用料		不適用（16A除外） 衣帽間（16A） 木製衣櫃配木飾面 主人浴室（16A） 木製衣櫃配牆紙及百葉 睡房 2 及 3（16A） 木製衣櫃配木飾面、鏡及百葉 衣帽間（16C） 木製衣櫃配木飾面及布料牆板 睡房 1、2 及 3（16C） 木製衣櫃髹上乳膠漆
(e) 電話	接駁點的位置及數目		請參閱「機電裝置數量説明表」。
(f) 天線	接駁點的位置及數目		請參閱「機電裝置數量説明表」。
(g) 電力裝置	(i) 供電附件（包括安全裝置）		裝設三相電源連微型斷路器配電箱，附設電流式漏電斷路器。 電制及插頭連面板。
	(ii) 導管是隱藏或外露		電線管部分隱藏並部分外露。 除部分隱藏於混凝土內之導管外，其他部分的導管均為外露。外露的導管可能以假天花、假陣、櫃、飾面板、混凝土分隔牆、管道槽或其他物料覆蓋或掩藏。
	(iii) 電插座及空調機接駁點的位置及數目		請參閱「機電裝置數量説明表」。
(h) 氣體供應	類型		煤氣
	系統		煤氣喉接駁煤氣煮食爐。
	位置		請參閱「機電裝置數量説明表」。
(i) 洗衣機接駁點	位置		請參閱「機電裝置數量説明表」。
	設計		設有洗衣機直徑40毫米之去水接駁喉位及直徑22毫米之來水接駁喉位。
(j) 供水	(i) 水管的用料		銅管
	(ii) 水管是隱藏或外露		水管部分隱藏並部分外露。 除部分隱藏於混凝土內之水管外，其他部分的水管均為外露。外露的水管可能以假天花、假陣、櫃、飾面板、混凝土分隔牆、管道槽或其他物料覆蓋或掩藏。
	(iii) 有否熱水供應		有熱水供應。

備註：
「A單位」是指第1座5樓 - 12樓及15樓 - 17樓之A單位
「B單位」是指第1座5樓 - 12樓及15樓 - 17樓之B單位
「C單位」是指第2座5樓 - 12樓及15樓 - 17樓之C單位
「D單位」是指第2座5樓 - 12樓及15樓 - 17樓之D單位
「16A」是指第1座16樓之A單位
「16C」是指第2座16樓之C單位

3. 室內裝置

頂層單位A、B、C及D

細項	描述		頂層單位A	頂層單位B	頂層單位C	頂層單位D
(a) 門	19樓前廳	用料	木門框空心木雙掩門	木門框實心木雙掩門	木門框實心木雙掩門	木門框空心木雙掩門
		裝修物料	木夾板飾面	木飾面	木飾面	木夾板飾面
		配件	不適用	門鎖、手柄、防盜眼及氣鼓	門鎖、手柄、防盜眼及氣鼓	不適用
	18樓前廳	用料	不適用	不適用	不適用	木門框空心木掩門
		裝修物料	不適用	不適用	不適用	木夾板飾面
		配件	不適用	不適用	不適用	氣鼓
	19樓私人升降機大堂	用料	木門框空心木掩門連玻璃板	不適用	不適用	木門框空心木掩門連玻璃板
		裝修物料	木夾板飾面	不適用	不適用	木夾板飾面
		配件	不適用	不適用	不適用	不適用
	19樓前廳(往升降機大堂)	用料	不適用	木門框實心木掩門	木門框實心木掩門	不適用
		裝修物料	不適用	木飾面	木飾面	不適用
		配件	不適用	門鎖、手柄及氣鼓	門鎖、手柄及氣鼓	不適用
	起居室(往升降機大堂)	用料	不適用	木門框實心木掩門	木門框實心木掩門	不適用
		裝修物料	不適用	木飾面	木飾面	不適用
		配件	不適用	門鎖及氣鼓	門鎖及氣鼓	不適用
	廚房	用料	木門框空心木雙掩門	木門框實心木掩門	木門框實心木掩門	木門框空心木雙掩門
		裝修物料	木夾板飾面	木飾面	木飾面	木夾板飾面
		配件	不適用	門鎖、手柄及氣鼓	門鎖、手柄及氣鼓	不適用
	19樓升降機大堂(往廚房/工作間)	用料	木門框空心木掩門	木門框實心木雙掩門	木門框實心木雙掩門	不適用
		裝修物料	木夾板飾面	木飾面	木飾面	不適用
		配件	不適用	門鎖、手柄、防盜眼及氣鼓	門鎖、手柄、防盜眼及氣鼓	不適用

備註:
「頂層單位A」是指第1座18樓、19樓及天台之頂層單位A
「頂層單位B」是指第1座18樓、19樓及天台之頂層單位B
「頂層單位C」是指第2座18樓、19樓及天台之頂層單位C
「頂層單位D」是指第2座18樓、19樓及天台之頂層單位D

3. 室內裝置

頂層單位A、B、C及D

細項	描述		頂層單位A	頂層單位B	頂層單位C	頂層單位D
(a) 門	19樓廚房 (往升降機大堂)	用料	不適用	不適用	不適用	木門框空心木掩門
		裝修物料	不適用	不適用	不適用	木夾板飾面
		配件	不適用	不適用	不適用	不適用
	19樓洗手間外之門 (往廚房)	用料	不適用	不適用	木門框實心木掩門	不適用
		裝修物料	不適用	不適用	木飾面	不適用
		配件	不適用	不適用	門鎖及氣鼓	不適用
	廚房旁之備餐間 (頂層單位B及C)	用料	不適用	木門框實心木趟門 連百葉	木門框實心木趟門 連百葉	不適用
		裝修物料	不適用	木飾面	木飾面	不適用
		配件	不適用	門鎖及趟軌	門鎖及趟軌	不適用
	睡房1衣帽間 (頂層單位A) 主人睡房衣帽間 (頂層單位B及C)	用料	木門框空心木趟門	木門框實心木掩門	木門框實心木趟門	不適用
		裝修物料	木夾板飾面	木飾面	木飾面	不適用
		配件	趟軌	門鎖	門鎖及趟軌	不適用
	男主人浴室旁之衣帽間	用料	不適用	木門框實心木掩門	木門框實心木趟門	不適用
		裝修物料	不適用	木飾面	木飾面	不適用
		配件	不適用	門鎖及手柄	門鎖及趟軌	不適用
	19樓衣帽間 (頂層單位A、B及C) 化妝間1 (頂層單位B及C) 化妝間2 (頂層單位A、B及C) 18樓洗手間 (頂層單位B) 19樓洗手間 (頂層單位A、C及D)	用料	木門框空心木掩門	木門框實心木掩門 連百葉	木門框實心木掩門 連百葉	木門框空心木掩門
		裝修物料	木夾板飾面	木飾面	木飾面	木夾板飾面
		配件	不適用	門鎖及手柄	門鎖及手柄	不適用

備註：
「頂層單位A」是指第1座18樓、19樓及天台之頂層單位A
「頂層單位B」是指第1座18樓、19樓及天台之頂層單位B
「頂層單位C」是指第2座18樓、19樓及天台之頂層單位C
「頂層單位D」是指第2座18樓、19樓及天台之頂層單位D

3. 室內裝置

頂層單位A、B、C及D

細項	描述		頂層單位A	頂層單位B	頂層單位C	頂層單位D
(a) 門	18樓洗手間 (頂層單位A、C及D) 19樓洗手間 (頂層單位B)	用料	鋁門框趟摺玻璃門	鋁門框趟摺玻璃門	鋁門框趟摺玻璃門	鋁門框趟摺玻璃門
		裝修物料	強化磨砂玻璃	強化磨砂玻璃	強化磨砂玻璃	強化磨砂玻璃
		配件	門鎖及趟軌	門鎖及趟軌	門鎖及趟軌	門鎖及趟軌
	主人睡房	用料	不適用	木門框實心木掩門	木門框實心木雙掩門	不適用
		裝修物料	不適用	木飾面	木飾面	不適用
		配件	不適用	門鎖及手柄	門鎖及手柄	不適用
	睡房1及2 (頂層單位A、B及C) 睡房3及4 (頂層單位B及C)	用料	木門框空心木掩門	木門框實心木掩門	木門框實心木掩門	不適用
		裝修物料	木夾板飾面	木飾面	木飾面	不適用
		配件	不適用	門鎖及手柄	門鎖及手柄	不適用
	浴室1(頂層單位D) 浴室2(頂層單位A) 浴室3(頂層單位A) 浴室4(頂層單位B)	用料	木門框空心木掩門 (浴室2) 木門框空心木掩門 連百葉(浴室3)	木門框實心木掩門	不適用	木門框空心木掩門
		裝修物料	木夾板飾面	木飾面	不適用	木夾板飾面
		配件	不適用	門鎖及手柄	不適用	不適用
	浴室1 (頂層單位A、B及C) 浴室2 (頂層單位B、C及D) 浴室3 (頂層單位B、C及D) 浴室4 (頂層單位C及D)	用料	木門框空心木趟門	木門框實心木趟門 連百葉	木門框實心木趟門 連百葉	木門框空心木趟門
		裝修物料	木夾板飾面	木飾面	木飾面	木夾板飾面
		配件	趟軌	門鎖及趟軌	門鎖及趟軌	趟軌
	女主人浴室 (頂層單位A及B) 男主人浴室 (頂層單位A、B及C)	用料	木門框空心木趟門	木門框實心木趟門 連百葉	木門框實心木趟門 連百葉	不適用
		裝修物料	木夾板飾面	木飾面	木飾面	不適用
		配件	趟軌	門鎖及趟軌	門鎖及趟軌	不適用
	女主人浴室 (頂層單位C)	用料	不適用	不適用	木門框實心木掩門	不適用
		裝修物料	不適用	不適用	木飾面	不適用
		配件	不適用	不適用	門鎖及手柄	不適用

備註:
「頂層單位A」是指第1座18樓、19樓及天台之頂層單位A
「頂層單位B」是指第1座18樓、19樓及天台之頂層單位B
「頂層單位C」是指第2座18樓、19樓及天台之頂層單位C
「頂層單位D」是指第2座18樓、19樓及天台之頂層單位D

3. 室內裝置

頂層單位A、B、C及D

細項	描述		頂層單位A	頂層單位B	頂層單位C	頂層單位D
(a) 門	儲物間1 (頂層單位A) 儲物間2 (頂層單位D)	用料	木門框空心木趟門	木門框實心木掩門 (18樓儲物間) 木門框實心木掩門 連百葉 (天台儲物間)	木門框實心木掩門 連百葉	木門框空心木掩門
	18樓儲物間 (頂層單位B)	裝修物料	木夾板飾面	木飾面	木飾面	木夾板飾面
	天台儲物間 (頂層單位B、C及D)	配件	趟軌	門鎖及手柄	門鎖及手柄	不適用
	儲物間2	用料	木門框實心木掩門	不適用	不適用	不適用
		裝修物料	木夾板飾面	不適用	不適用	不適用
		配件	門鎖及氣鼓	不適用	不適用	不適用
	書房	用料	不適用	不適用	木門框實心木掩門	不適用
		裝修物料	不適用	不適用	木飾面	不適用
		配件	不適用	不適用	門鎖及手柄	不適用
	18樓工作間 (頂層單位A、B及C)	用料	木門框空心木掩門	木門框實心木掩門	木門框實心木掩門	不適用
	19樓工作間 (頂層單位A)	裝修物料	木夾板飾面	木飾面	木飾面	不適用
	18樓工人房 (頂層單位B及C)	配件	不適用	門鎖及手柄	門鎖及手柄	不適用
	工作間 (頂層單位D)	用料	木門框空心木趟門	木門框實心木趟門	木門框實心木趟門	木門框空心木趟門
	18樓工人房 (頂層單位A)	裝修物料	木夾板飾面	木飾面	木飾面	木夾板飾面
	19樓工人房 (頂層單位A、B及C)	配件	趟軌	門鎖及趟軌	門鎖及趟軌	趟軌

備註：
「頂層單位A」是指第1座18樓、19樓及天台之頂層單位A
「頂層單位B」是指第1座18樓、19樓及天台之頂層單位B
「頂層單位C」是指第2座18樓、19樓及天台之頂層單位C
「頂層單位D」是指第2座18樓、19樓及天台之頂層單位D

3. 室內裝置

頂層單位A、B、C及D

細項	描述		頂層單位A	頂層單位B	頂層單位C	頂層單位D
(a) 門	露台、開放式平台及平台	用料	鋁門框中空超白清強化玻璃趟門	鋁門框中空超白清強化玻璃趟門	鋁門框中空超白清強化玻璃趟門	鋁門框中空超白清強化玻璃趟門
		裝修物料	古銅色氟化碳噴塗	古銅色氟化碳噴塗	古銅色氟化碳噴塗	古銅色氟化碳噴塗
		配件	門鎖、手柄、趟軌及磁石感應器接觸	門鎖、手柄、趟軌及磁石感應器接觸	門鎖、手柄、趟軌及磁石感應器接觸	門鎖、手柄、趟軌及磁石感應器接觸
	天台 (梯屋)	用料	鋁門框中空超白清玻璃雙掩門	鋁門框中空超白清玻璃雙掩門	鋁門框中空超白清玻璃雙掩門	鋁門框中空超白清玻璃掩門
		裝修物料	古銅色氟化碳噴塗	古銅色氟化碳噴塗	古銅色氟化碳噴塗	古銅色氟化碳噴塗
		配件	門鎖、手柄及磁石感應器接觸	門鎖、手柄及磁石感應器接觸	門鎖、手柄及磁石感應器接觸	門鎖、手柄及磁石感應器接觸

3. 室內裝置

頂層單位A、B、C及D

細項	描述			
	(i) 裝置及設備的類型及用料			
	裝置及設備	類型	用料	
(b) 浴室	櫃	洗手盆櫃	頂層單位A及D	不適用
			頂層單位B及C	木
		洗手盆櫃檯面	頂層單位A及D	不適用
			頂層單位B及C	天然石
		鏡櫃	頂層單位A及D	不適用
			頂層單位B及C	鏡及木
	潔具裝置	廁紙架	頂層單位A及D	不適用
			頂層單位B及C	金屬
		毛巾掛勾	頂層單位A及D	不適用
			頂層單位B及C	金屬
		毛巾架	頂層單位A及D	不適用
			頂層單位B及C	金屬
		洗手盆	頂層單位A及D	不適用
			頂層單位B及C	陶瓷
		洗手盆水龍頭	頂層單位A及D	不適用
			頂層單位B及C	金屬
		座廁	頂層單位A及D	不適用
			頂層單位B及C	陶瓷
	(ii) 供水系統的類型及用料	冷熱水供水系統採用銅喉管。		

備註：
「頂層單位A」是指第1座18樓、19樓及天台之頂層單位A
「頂層單位B」是指第1座18樓、19樓及天台之頂層單位B
「頂層單位C」是指第2座18樓、19樓及天台之頂層單位C
「頂層單位D」是指第2座18樓、19樓及天台之頂層單位D

3. 室內裝置

頂層單位A、B、C及D

細項	描述			
(b) 浴室	(iii) 沐浴設施（包括花灑或浴缸，如適用的話）			
	沐浴設施	類型		用料
	淋浴	淋浴間	頂層單位A及D	不適用
			頂層單位B及C	不銹鋼及強化玻璃
		花灑套裝 （花灑龍頭連花灑淋浴頭）	浴室1、2及3（頂層單位A及D除外） 男主人浴室（頂層單位B及C） 女主人浴室（頂層單位B及C）	金屬
	浴缸	浴缸龍頭	浴室4（頂層單位B及C） 女主人浴室（頂層單位B及C） 主人浴室（頂層單位D）	金屬
		浴缸	女主人浴室（頂層單位A）	搪瓷鋼
			女主人浴室（頂層單位B）	人造石
			女主人浴室（頂層單位C）	搪瓷鋼
			主人浴室（頂層單位D）	人造石
			浴室4（頂層單位B）	搪瓷鋼
			浴室4（頂層單位C）	搪瓷鋼
	(iv) 浴缸大小（如適用的話）			
	位置		大小	
	浴室4（頂層單位B及C）		1600毫米長 x 700毫米闊 x 430毫米高	
	女主人浴室（頂層單位B）		1800毫米長 x 850毫米闊 x 600毫米高	
	女主人浴室（頂層單位C）		1680毫米長 x 500毫米闊 x 680毫米高	
	女主人浴室（頂層單位A）		1500毫米長 x 750毫米闊 x 430毫米高	
	主人浴室（頂層單位D）		1550毫米長 x 790毫米闊 x 595毫米高	

備註：
「頂層單位A」是指第1座18樓、19樓及天台之頂層單位A
「頂層單位B」是指第1座18樓、19樓及天台之頂層單位B
「頂層單位C」是指第2座18樓、19樓及天台之頂層單位C
「頂層單位D」是指第2座18樓、19樓及天台之頂層單位D

3. 室內裝置

頂層單位A、B、C及D

細項	描述			
(c) 廚房	(i) 洗滌盆	用料	不銹鋼	
	(ii) 供水系統	用料	銅喉管	
	(iii) 廚櫃	用料	頂層單位A 及 D	不適用
			頂層單位B 及 C	木
		裝修物料	頂層單位A 及 D	不適用
			頂層單位B 及 C	木飾面及高光油漆物料
	(iv) 所有其他裝置及設備的類型		洗滌盆水龍頭	
(d) 睡房	裝置 (包括嵌入式衣櫃) 的類型及用料		不適用	
(e) 電話	接駁點的位置及數目		請參閱「機電裝置數量説明表」。	
(f) 天線	接駁點的位置及數目		請參閱「機電裝置數量説明表」。	
(g) 電力裝置	(i) 供電附件 (包括安全裝置)		裝設三相電源連微型斷路器配電箱，附設電流式漏電斷路器。 電制及插頭連面板。	
	(ii) 導管是隱藏或外露		電線管部分隱藏並部分外露。 除部分隱藏於混凝土內之導管外，其他部分的導管均為外露。外露的導管可能以假天花、假陣、櫃、飾面板、混凝土分隔牆、管道槽或其他物料覆蓋或掩藏。	
	(iii) 電插座及空調機接駁點的位置及數目		請參閱「機電裝置數量説明表」。	
(h) 氣體供應	類型		煤氣	
	系統		煤氣喉接駁煤氣煮食爐。	
	位置		請參閱「機電裝置數量説明表」。	
(i) 洗衣機接駁點	位置		請參閱「機電裝置數量説明表」。	
	設計		設有洗衣機直徑40毫米之去水接駁喉位及直徑22毫米之來水接駁喉位。	
(j) 供水	(i) 水管的用料		銅管	
	(ii) 水管是隱藏或外露		水管部分隱藏並部分外露。 除部分隱藏於混凝土內之水管外，其他部分的水管均為外露。外露的水管可能以假天花、假陣、櫃、飾面板、混凝土分隔牆、管道槽或其他物料覆蓋或掩藏。	
	(iii) 有否熱水供應		有熱水供應。	

備註：
「頂層單位A」是指第1座18樓、19樓及天台之頂層單位A
「頂層單位B」是指第1座18樓、19樓及天台之頂層單位B
「頂層單位C」是指第2座18樓、19樓及天台之頂層單位C
「頂層單位D」是指第2座18樓、19樓及天台之頂層單位D

3. 室內裝置

1號洋房及2號洋房

細項	描述		
(a) 門	地庫升降機大堂大門及地下大門	用料	木門框空心木雙掩門
		裝修物料	木夾板飾面
		配件	不適用
	地庫樓梯(往升降機大堂)	用料	木門框實心木掩門
		裝修物料	木夾板飾面
		配件	氣鼓
	花園閘門(2號洋房)	用料	鍍鋅鋼
		裝修物料	銅塗層
		配件	門鎖
	升降機大堂	用料	木門框實心木雙掩門(1號洋房2樓除外) 木門框實心木趟門(1號洋房2樓)
		裝修物料	木夾板飾面
		配件	氣鼓(1號洋房2樓除外) 氣鼓及趟櫃(1號洋房2樓)
	所有室內門(如有)(除非另有說明)	用料	木門框空心木掩門
		裝修物料	木夾板飾面
		配件	不適用
	洗手間(1號洋房;洗手間1除外) 地下化妝間、地下洗手間1及工人浴室(2號洋房)	用料	鋁門框玻璃趟摺門
		裝修物料	強化磨砂玻璃
		配件	趟軌
	娛樂室及1樓化妝間1(2號洋房)	用料	木門框實心木掩門
		裝修物料	木夾板飾面
		配件	氣鼓
	往開放式平台、平台、露台(如有)及花園之所有門(除非另有說明)	用料	鋁門框中空超白清強化玻璃趟門
		裝修物料	古銅色氟化碳噴塗
		配件	門鎖、手柄、趟軌及磁石感應器接觸
	地下客廳/飯廳(往花園)(1號洋房)	用料	鋁門框中空超白清強化玻璃雙掩門及趟門
		裝修物料	古銅色氟化碳噴塗
		配件	門鎖、手柄、趟軌及磁石感應器接觸
	地下廚房(往花園)(1號洋房) 地下飯廳(往花園)(2號洋房) 天台	用料	鋁門框中空超白清強化玻璃掩門
		裝修物料	古銅色氟化碳噴塗
		配件	門鎖、手柄及磁石感應器接觸

3. 室內裝置

1號洋房及2號洋房

細項	描述		
(b) 浴室	(i) 裝置及設備的類型及用料		
	裝置及設備	類型	用料
	潔具裝置	洗手盆	不銹鋼
		洗手盆水龍頭	金屬
		座廁	陶瓷
	(ii) 供水系統的類型及用料		冷熱水供水系統採用銅喉管。
	(iii) 沐浴設施（包括花灑或浴缸，如適用的話）		
	淋浴	類型	不適用
		用料	不適用
	浴缸	類型	不適用
		用料	不適用
	(iv) 浴缸大小（如適用的話）		不適用
(c) 廚房	(i) 洗滌盆	用料	不銹鋼
	(ii) 供水系統	用料	銅喉管
	(iii) 廚櫃	用料	不適用
		裝修物料	不適用
	(iv) 所有其他裝置及設備的類型		洗滌盆水龍頭
(d) 睡房	裝置（包括嵌入式衣櫃）的類型及用料		不適用
(e) 電話	接駁點的位置及數目		請參閱「機電裝置數量説明表」。
(f) 天線	接駁點的位置及數目		請參閱「機電裝置數量説明表」。
(g) 電力裝置	(i) 供電附件（包括安全裝置）		裝設三相電源連微型斷路器配電箱，附設電流式漏電斷路器。 電制及插頭連面板。
	(ii) 導管是隱藏或外露		電線管部分隱藏並部分外露。 除部分隱藏於混凝土內之導管外，其他部分的導管均為外露。外露的導管可能以假天花、假陣、櫃、飾面板、混凝土分隔牆、管道槽或其他物料覆蓋或掩藏。
	(iii) 電插座及空調機接駁點的位置及數目		請參閱「機電裝置數量説明表」。
(h) 氣體供應	類型		煤氣
	系統		煤氣喉接駁煤氣煮食爐。
	位置		請參閱「機電裝置數量説明表」。
(i) 洗衣機接駁點	位置		請參閱「機電裝置數量説明表」。
	設計		設有洗衣機直徑40毫米之去水接駁喉位及直徑22毫米之來水接駁喉位。
(j) 供水	(i) 水管的用料		銅管
	(ii) 水管是隱藏或外露		水管部分隱藏並部分外露。 除部分隱藏於混凝土內之水管外，其他部分的水管均為外露。外露的水管可能以假天花、假陣、櫃、飾面板、混凝土分隔牆、管道槽或其他物料覆蓋或掩藏。
	(iii) 有否熱水供應		有熱水供應。

4. 雜項

第1座及第2座的所有單位（包括所有花園單位及所有頂層單位）

細項	描述				
(a) 升降機	(i)	品牌名稱	東芝		
		產品型號	SPACEL-III		
	(ii)	升降機的數目	住宅升降機	第1座	3
				第1座（花園單位B）	1
				第2座	3
				第2座（花園單位C）	1
				第1座及第2座之間的升降機大堂	1
			平台升降機	1	
		升降機到達的樓層	住宅升降機	第1座	一部升降機到達第1座地下高層、1樓、3樓、5樓 - 12樓、15樓 - 17樓及19樓A單位
				第1座	一部升降機到達第1座地下高層、1樓、3樓、5樓 - 12樓、15樓 - 17樓及19樓B單位
				第1座	一部升降機到達第1座地下高層、1樓 - 3樓、5樓 - 12樓及15樓 - 19樓之通往A及B單位之升降機大堂
				第1座（花園單位B）	一部升降機到達第1座花園單位B地下高層、1樓及2樓
				第2座	一部升降機到達第2座地下高層、1樓、3樓、5樓 - 12樓、15樓 - 17樓及19樓C單位
				第2座	一部升降機到達第2座地下高層、1樓、3樓、5樓 - 12樓、15樓 - 17樓及19樓D單位
				第2座	一部升降機到達第2座地下高層、1樓 - 3樓、5樓 - 12樓及15樓 - 19樓之通往C及D單位之升降機大堂
				第2座（花園單位C）	一部升降機到達第2座花園單位C地下高層、1樓及2樓
				第1座及第2座之間的升降機大堂	一部升降機到達地下高層、1樓、3樓、5樓 - 12樓、15樓 - 17樓及19樓第1座B單位及第2座C單位之間的升降機大堂
			平台升降機	一部升降機到達地庫、地下低層及地下高層	
	賣方承諾如發展項目中沒有安裝指明的品牌名稱或產品型號的升降機或設備，便會安裝品質相若的升降機或設備。				
(b) 信箱	用料	木			
(c) 垃圾收集	(i) 垃圾收集的方法	由清潔工人收集垃圾			
	(ii) 垃圾房的位置	各住宅大樓每層住宅樓層設有垃圾及物料回收室。垃圾及物料回收房設於地下高層。			
(d) 水錶、電錶及氣體錶	(i) 位置	水錶	電錶	氣體錶	
		位於每個住宅樓層之公共水錶櫃內	位於每個住宅樓層之公共電錶櫃內	位於廚櫃內	
	(ii) 就住宅單位而言是獨立抑或公用的錶	獨立錶	獨立錶	獨立錶	

4. 雜項

1號洋房及2號洋房

細項	描述				
(a) 升降機	(i)	品牌名稱	東芝		
		產品型號	SPACEL-III		
	(ii)	升降機的數目	1號洋房	1	
			2號洋房	1	
		升降機到達的樓層	1號洋房	一部升降機到達1號洋房的地庫、地下、1樓、2樓及3樓	
			2號洋房	一部升降機到達2號洋房的地庫、地下、1樓、2樓及3樓	
	賣方承諾如發展項目中沒有安裝指明的品牌名稱或產品型號的升降機或設備，便會安裝品質相若的升降機或設備。				
(b) 信箱	用料		不適用		
(c) 垃圾收集	(i) 垃圾收集的方法		由清潔工人收集垃圾		
	(ii) 垃圾房的位置		垃圾及物料回收房設於地下高層。		
(d) 水錶、電錶及氣體錶	(i) 位置		水錶	電錶	氣體錶
			位於地庫的公共水錶櫃內	位於地下高層之低壓制房內	位於廚櫃內
	(ii) 就住宅單位而言是獨立抑或公用的錶		獨立錶	獨立錶	獨立錶

5. 保安設施

第1座及第2座之所有單位（包括所有花園單位及所有頂層單位）

細項	描述		
保安設施	保安系統及設備（包括嵌入式的裝備的細節及其位置）	入口通道控制及保安系統	住宅大廈地下高層入口大堂設有訪客面板連讀卡器。 各住宅單位均設有視像電話並連接位於地下高層入口大堂的接待櫃台。有關視像電話的位置，請參閱「機電裝置數量説明表」。 各住宅單位均設有緊急警報按鈕及警報信號連接到管理處。有關緊急警報按鈕的位置，請參閱「機電裝置數量説明表」。 各住宅單位之露台上可開啟的玻璃門均裝有磁石感應器接觸。 各花園單位之露台上可開啟的玻璃門及通往花園之趟門/趟摺門均裝有玻璃破碎傳感器。 各住宅單位內設有警報控制面板連鍵盤，用以接收單位之所有警報信號。 壓力感應器或電網安裝於邊界圍牆及警報信號連接到管理處（地下高層）。
		閉路電視	住宅大廈入口大堂、樓梯出口和住宅大廈的所有升降機均設有監控電視系統並直接連接至住宅大廈管理員櫃檯。 住客會所、室外園景區和升降機設有監控電視系統並直接連接至管理處。

1號洋房及2號洋房

細項	描述		
保安設施	保安系統及設備（包括嵌入式的裝備的細節及其位置）	入口通道控制及保安系統	各洋房之所有可開啟之門窗均裝有磁石感應器接觸和玻璃破碎傳感器。 各住宅單位內設有警報控制面板連鍵盤，用以接收單位之所有警報信號。
		閉路電視	洋房外牆和園景區設有監控電視系統並直接連接至管理處。

6. 設備

第1座及第2座之所有單位（包括所有花園單位及所有頂層單位）、1號洋房及2號洋房

細項	描述
設備	有關品牌名稱及型號，請參閱「設備説明表」。 賣方承諾如發展項目中沒有安裝指明的品牌名稱或產品型號的升降機或設備，便會安裝品質相若的升降機或設備。

Appliances Schedule
設備説明表

Location 位置	Appliances 設備	Brand Name 品牌名稱	Model Number 產品型號	Tower 1 第1座 UG/F, 1/F and 2/F 地下高層、1樓及2樓 Garden Unit 花園單位		Tower 2 第2座 UG/F, 1/F and 2/F 地下高層、1樓及2樓 Garden Unit 花園單位	
				A	B	C	D
Private Lift Lobby on UG/F 地下高層私人升降機大堂	VRV A/C (Indoor Unit) 可變冷媒流量空調系統 (室內機)	Daikin 大金	FXSP56BA	-	✓	✓	-
Corridor on UG/F 地下高層走廊	VRV A/C (Indoor Unit) 可變冷媒流量空調系統 (室內機)	Daikin 大金	FXSP45BA	✓	-	-	✓
Store on UG/F 地下高層儲物間	VRV A/C (Indoor Unit) 可變冷媒流量空調系統 (室內機)	Daikin 大金	FXAQ25PVE	✓	✓	✓	✓
Lavatory on UG/F 地下高層洗手間	Exhaust Air Fan 抽氣扇	Imasu 伊馬司	MBF200B/MBF200C	✓	✓	✓	✓
	Electric Water Heater 電熱水爐	Stiebel Eltron 斯寶亞創	DEL 21SLi	✓	✓	✓	✓
Kitchen 廚房	Gas Single Hob 煤氣單頭煮食爐	Wolf	ICBMM 15T/S	✓	✓	✓	✓
	Gas Double Hob 煤氣雙頭煮食爐	Wolf	ICBCG 152T/S	✓	✓	✓	✓
	Induction Double Hob 雙頭電磁爐	Wolf	ICBCI 152T/S	✓	✓	✓	✓
	Electrical Grill Cooktop 電烤架	Wolf	ICBGM 15T/S	✓	✓	✓	✓
	Electrical Convection Oven 電焗爐	Wolf	ICBSO 30PM/S/PH	✓	✓	✓	✓
	Electrical Steam Oven 電蒸爐	Wolf	ICBCSO 30PM/S/PH	✓	✓	✓	✓
	Food Warmer 食物保暖機	Wolf	ICBWWD 30	✓	✓	✓	✓
	Cooker Hood 抽油煙機	Wolf	ICBPW 602718	✓	✓	✓	✓
	Dish Washer 洗碗碟機	Miele	G 6470 SCVi	✓	✓	✓	✓
	Refrigerator 雪櫃	Sub-Zero	ICBIC-24R	✓	✓	✓	✓
		Sub-Zero	ICBID-30CI	-	✓	-	-
	Freezer 冰櫃	Sub-Zero	ICBIC-24FI	✓	✓	✓	✓
	Wine Cellar 酒櫃	Sub-Zero	ICBIW-30	✓	✓	✓	✓
		Sub-Zero	ICBUW-24/S/PH	-	-	-	-
	Washing Machine 洗衣機	Maytag	MVW18MNBGW	-	✓	-	-
	Tumble Dryer 乾衣機	Maytag	MDE18MNAGW	-	✓	-	-
	VRV A/C (Indoor Unit) 可變冷媒流量空調系統 (室內機)	Daikin 大金	FXSP28BA/FXSP56BA/ FXSP71BA	✓	✓	✓	✓
	Exhaust Air Fan 抽氣扇	Imasu 伊馬司	MSF18-8	✓	✓	✓	✓
	Fresh Air Fan 鮮風扇	Imasu 伊馬司	MBF125/MBF200B/ MBF200C	✓	✓	✓	✓
	Central Controller 中央控制器	Daikin 大金	DCM601A51	-	✓	✓	-
	Video Door Phone 視像對講機	TCS	CAE2000-0150	-	-	✓	-
	MCB Board 總電掣箱	Schneider 施耐德	C120N SERIES	-	✓	✓	-
	MCCB Board 總電掣箱 (高容量)	Schneider 施耐德	COMPACT NSX SERIES	-	-	-	✓
	Electric Water Heater 電熱水爐	Stiebel Eltron 斯寶亞創	DEL 21SLi	✓	✓	✓	✓

Notes:
i. The symbol "-" as shown in the above table denotes "Not provided" or "Not applicable".
ii. The Vendor undertakes that if lifts or appliances of the specified brand name or model number are not installed in the Development, lifts or appliances of comparable quality will be installed.

備註：
i. 上表「 - 」代表不提供或不適用。
ii. 賣方承諾如發展項目中沒有安裝指明的品牌名稱或產品型號的升降機或設備，便會安裝品質相若的升降機或設備。

FITTINGS, FINISHES AND APPLIANCES
裝置、裝修物料及設備

Appliances Schedule
設備説明表

Location 位置	Appliances 設備	Brand Name 品牌名稱	Model Number 產品型號	Tower 1 第1座		Tower 2 第2座	
				UG/F, 1/F and 2/F 地下高層、1樓及2樓		UG/F, 1/F and 2/F 地下高層、1樓及2樓	
				Garden Unit 花園單位		Garden Unit 花園單位	
				A	B	C	D
Pantry (Next to Kitchen) 備餐間（廚房旁）	VRV A/C (Indoor Unit) 可變冷媒流量空調系統 (室內機)	Daikin 大金	FXSP28BA	✓	✓	✓	-
	Exhaust Air Fan 抽氣扇	Imasu 伊馬司	MTK-CB9-9-D43/MBF200B/ MBF250A/MBF125	✓	✓	✓	-
	Cooker Hood 抽油煙機	Unico	FH1000	✓	-	✓	✓
	Refrigerator 雪櫃	Sub-Zero	ICBID-30CI	✓	-	✓	-
Foyer 前廳	VRV A/C (Indoor Unit) 可變冷媒流量空調系統 (室內機)	Daikin 大金	FXSP45BA/FXSP56BA	✓	✓	✓	✓
	Security Keypad 電子保安控制板	Honeywell	6160 Alpha Display	✓	✓	✓	✓
	Video Door Phone 視像對講機	TCS	CAE2000-0150	✓	✓	-	-
Dining Room 飯廳	VRV A/C (Indoor Unit) 可變冷媒流量空調系統 (室內機)	Daikin 大金	FXSP56BA/FXSP71BA	✓	✓	✓	✓
Living Room (Including Pantry) 客廳（連備餐間）	VRV A/C (Indoor Unit) 可變冷媒流量空調系統 (室內機)	Daikin 大金	FXSP45BA/FXSP56BA	✓	✓	✓	✓
	Video Door Phone 視像對講機	TCS	CAE2000-0150	-	-	✓	✓
Family Room (Including Pantry) 家庭廳（連備餐間）	VRV A/C (Indoor Unit) 可變冷媒流量空調系統 (室內機)	Daikin 大金	FXSP45BA/FXSP56BA	✓	✓	✓	✓
	Video Door Phone 視像對講機	TCS	CAE2000-0150	✓	✓	✓	✓
	Electric Water Heater 電熱水爐	Stiebel Eltron 斯寶亞創	DHM 6	✓	-	-	✓
	Exhaust Air Fan 抽氣扇	Imasu 伊馬司	MBF125/MBF150L	✓	-	-	✓
Multi-Function Room 多用途房間	VRV A/C (Indoor Unit) 可變冷媒流量空調系統 (室內機)	Daikin 大金	FXSP45BA	✓	✓	✓	✓
	Exhaust Air Fan 抽氣扇	Imasu 伊馬司	MBF125	-	✓	✓	-
Sitting Area 起居室	VRV A/C (Indoor Unit) 可變冷媒流量空調系統 (室內機)	Daikin 大金	FXSP45BA	✓	-	-	-
Master Bedroom 主人睡房	VRV A/C (Indoor Unit) 可變冷媒流量空調系統 (室內機)	Daikin 大金	FXSP28BA/FXSP45BA/ FXSP56BA/FXMP140AB	✓	✓	✓	✓
	Video Door Phone 視像對講機	TCS	CAE2000-0150	✓	✓	✓	✓
Bedroom 1 睡房 1	VRV A/C (Indoor Unit) 可變冷媒流量空調系統 (室內機)	Daikin 大金	FXSP45BA/FXSP56BA	✓	✓	✓	✓
Bedroom 2 (Including Walk-in Closet for Garden Units A, B and C) 睡房 2 (花園單位A、B及C連衣帽間)	VRV A/C (Indoor Unit) 可變冷媒流量空調系統 (室內機)	Daikin 大金	FXSP28BA/FXSP45BA/ FXSP56BA	✓	✓	✓	✓
Bedroom 3 (Including Walk-in Closet for Garden Units A and C) 睡房 3 (花園單位A及C連衣帽間)	VRV A/C (Indoor Unit) 可變冷媒流量空調系統 (室內機)	Daikin 大金	FXSP28BA/FXSP45BA/ FXSP56BA/FXSP71BA	✓	✓	✓	✓
Bedroom 4 睡房 4	VRV A/C (Indoor Unit) 可變冷媒流量空調系統 (室內機)	Daikin 大金	FXSP45BA/FXSP56BA	-	✓	✓	-
Study Room 書房	VRV A/C (Indoor Unit) 可變冷媒流量空調系統 (室內機)	Daikin 大金	FXSP45BA	-	-	-	✓

Notes:
i. The symbol "-" as shown in the above table denotes "Not provided" or "Not applicable".
ii. The Vendor undertakes that if lifts or appliances of the specified brand name or model number are not installed in the Development, lifts or appliances of comparable quality will be installed.

備註：
i. 上表「 - 」代表不提供或不適用。
ii. 賣方承諾如發展項目中沒有安裝指明的品牌名稱或產品型號的升降機或設備，便會安裝品質相若的升降機或設備。

Appliances Schedule
設備説明表

Location 位置	Appliances 設備	Brand Name 品牌名稱	Model Number 產品型號	Tower 1 第1座		Tower 2 第2座	
				UG/F, 1/F and 2/F 地下高層、1樓及2樓		UG/F, 1/F and 2/F 地下高層、1樓及2樓	
				Garden Unit 花園單位		Garden Unit 花園單位	
				A	B	C	D
Master Bathroom 主人浴室	VRV A/C (Indoor Unit) 可變冷媒流量空調系統 (室內機)	Daikin 大金	FXSP45BA/FXMP140AB	-	-	-	✓
	Electric Water Heater 電熱水爐	Stiebel Eltron 斯寶亞創	DEL 27SLi	-	-	-	✓
	Exhaust Air Fan 抽氣扇	Imasu 伊馬司	MBF125/MBF150L	-	-	-	✓
His Bathroom 男主人浴室	VRV A/C (Indoor Unit) 可變冷媒流量空調系統 (室內機)	Daikin 大金	FXSP28BA	✓	✓	✓	-
	Electric Water Heater 電熱水爐	Stiebel Eltron 斯寶亞創	DEL 27SLi	✓	✓	✓	-
	Exhaust Air Fan 抽氣扇	Imasu 伊馬司	MBF125/MBF150L	✓	✓	✓	-
Her Bathroom 女主人浴室	VRV A/C (Indoor Unit) 可變冷媒流量空調系統 (室內機)	Daikin 大金	FXSP28BA	✓	✓	✓	-
	Electric Water Heater 電熱水爐	Stiebel Eltron 斯寶亞創	DEL 27SLi	✓	✓	✓	-
	Exhaust Air Fan 抽氣扇	Imasu 伊馬司	MBF125/MBF150L/ MBF200B	✓	✓	✓	-
Bathroom 1, 2, 3 and 4 浴室 1、2、3 及 4	Exhaust Air Fan 抽氣扇	Imasu 伊馬司	MBF125/MBF150L	✓	✓	✓	✓
	Electric Water Heater 電熱水爐	Stiebel Eltron 斯寶亞創	DEL 27SLi	✓	✓	✓	✓
Bathroom 5 浴室 5	VRV A/C (Indoor Unit) 可變冷媒流量空調系統 (室內機)	Daikin 大金	FXMP140AB	✓	✓	✓	-
	Exhaust Air Fan 抽氣扇	Imasu 伊馬司	MBF125/MBF150L	✓	✓	✓	✓
	Electric Water Heater 電熱水爐	Stiebel Eltron 斯寶亞創	DEL 27SLi	✓	✓	✓	✓
Bathroom 6 浴室 6	Exhaust Air Fan 抽氣扇	Imasu 伊馬司	MBF125L	-	-	✓	-
	Electric Water Heater 電熱水爐	Stiebel Eltron 斯寶亞創	DEL 27SLi	-	-	✓	-
Powder Room/ Powder Room 1 化妝間 / 化妝間 1	Exhaust Air Fan 抽氣扇	Imasu 伊馬司	MBF125L	✓	✓	✓	✓
	VRV A/C (Indoor Unit) 可變冷媒流量空調系統 (室內機)	Daikin 大金	FXSP28BA	-	-	-	✓
	Electric Water Heater 電熱水爐	Stiebel Eltron 斯寶亞創	DHM 6	✓	✓	✓	✓
Powder Room 2 化妝間 2	Exhaust Air Fan 抽氣扇	Imasu 伊馬司	MBF125L	-	✓	-	-
	Electric Water Heater 電熱水爐	Stiebel Eltron 斯寶亞創	DEL 21SLi	-	✓	-	-
Walk-in Closet (Next to His Bathroom) 衣帽間 (男主人浴室旁)	VRV A/C (Indoor Unit) 可變冷媒流量空調系統 (室內機)	Daikin 大金	FXSP28BA	✓	✓	✓	-
Walk-in Closet (Next to Her Bathroom) 衣帽間 (女主人浴室旁)	VRV A/C (Indoor Unit) 可變冷媒流量空調系統 (室內機)	Daikin 大金	FXSP28BA	✓	✓	✓	-
Walk-in Closet in Master Bedroom 主人睡房內之衣帽間	VRV A/C (Indoor Unit) 可變冷媒流量空調系統 (室內機)	Daikin 大金	FXSP28BA	-	-	-	✓

Notes:
i. The symbol "-" as shown in the above table denotes "Not provided" or "Not applicable".
ii. The Vendor undertakes that if lifts or appliances of the specified brand name or model number are not installed in the Development, lifts or appliances of comparable quality will be installed.

備註：
i. 上表「 - 」代表不提供或不適用。
ii. 賣方承諾如發展項目中沒有安裝指明的品牌名稱或產品型號的升降機或設備，便會安裝品質相若的升降機或設備。

Appliances Schedule
設備説明表

Location 位置	Appliances 設備	Brand Name 品牌名稱	Model Number 產品型號	Tower 1 第1座 UG/F, 1/F and 2/F 地下高層、1樓及2樓 Garden Unit 花園單位		Tower 2 第2座 UG/F, 1/F and 2/F 地下高層、1樓及2樓 Garden Unit 花園單位	
				A	B	C	D
Store 儲物間	VRV A/C (Indoor Unit) 可變冷媒流量空調系統 (室內機)	Daikin 大金	FXSP28BA	✓	-	-	-
	MCB Board 總電掣箱	Schneider 施耐德	C120N SERIES	✓	-	-	-
	MCCB Board 總電掣箱 (高容量)	Schneider 施耐德	COMPACT NSX SERIES	-	-	-	-
Store 1 儲物間 1	VRV A/C (Indoor Unit) 可變冷媒流量空調系統 (室內機)	Daikin 大金	FXSP28BA	-	✓	✓	-
	MCB Board 總電掣箱	Schneider 施耐德	C120N SERIES	-	✓	✓	-
	MCCB Board 總電掣箱 (高容量)	Schneider 施耐德	COMPACT NSX SERIES	-	✓	✓	-
Store 2 (Including Lavatory) 儲物間 2 (連洗手間)	VRV A/C (Indoor Unit) 可變冷媒流量空調系統 (室內機)	Daikin 大金	FXAQ 40PVE	-	✓	✓	-
	Exhaust Air Fan 抽氣扇	Imasu 伊馬司	MBF125	-	✓	✓	-
	Electric Water Heater 電熱水爐	Stiebel Eltron 斯寶亞創	DEL 21SLi	-	✓	✓	-
	Video Door Phone 視像對講機	TCS	CAE2000-0150	-	-	✓	-
Store 3 儲物間 3	VRV A/C (Indoor Unit) 可變冷媒流量空調系統 (室內機)	Daikin 大金	FXSP28BA	-	-	✓	-
	Exhaust Air Fan 抽氣扇	Imasu 伊馬司	MBF125	-	-	✓	-
	MCB Board 總電掣箱	Schneider 施耐德	C120N SERIES	-	-	✓	-
Maid's Room (Including Lavatory for Garden Unit D) 工人房 (花園單位 D 連洗手間)	VRV A/C (Indoor Unit) 可變冷媒流量空調系統 (室內機)	Daikin 大金	FXAQ25PVE/FXAQ40PVE	✓	-	-	✓
	Exhaust Air Fan 抽氣扇	Imasu 伊馬司	MBF125	-	-	-	✓
	Electric Water Heater 電熱水爐	Stiebel Eltron 斯寶亞創	DEL 21SLi	-	-	-	✓
	Video Door Phone 視像對講機	TCS	CAE2000-0150	✓	-	-	✓
Utility Room (Including Lavatory for Garden Unit A) 工作間 (花園單位 A 連洗手間)	VRV A/C (Indoor Unit) 可變冷媒流量空調系統 (室內機)	Daikin 大金	FXSP28BA	✓	✓	✓	✓
	Exhaust Air Fan 抽氣扇	Imasu 伊馬司	MBF125/MBF150L	✓	-	-	-
	Electric Water Heater 電熱水爐	Stiebel Eltron 斯寶亞創	DEL21SLi	✓	-	-	✓
	Video Door Phone 視像對講機	TCS	CAE2000-0150	✓	✓	-	✓
	MCB Board 總電掣箱	Schneider 施耐德	C120N SERIES	✓	-	-	✓
	MCCB Board 總電掣箱 (高容量)	Schneider 施耐德	COMPACT NSX SERIES	✓	-	-	-
	Washing Machine 洗衣機	Maytag	MVW18MNBGW	✓	-	✓	✓
	Tumble Dryer 乾衣機	Maytag	MDE18MNAGW	✓	-	✓	✓
	Central Controller 中央控制器	Daikin 大金	DCM601A51	✓	-	-	✓
Garden 花園	VRV A/C (Outdoor Unit) 可變冷媒流量空調系統 (室外機)	Daikin 大金	RUXYQ10AB/RUXYQ12AB/ RUXY22AB	✓	✓	✓	✓
	Swimming Pool Heat Pump 游泳池熱泵	Rheem	HWP38-3/HWP50-3/HWP60-3	✓	✓	✓	✓

Notes:
i. The symbol "-" as shown in the above table denotes "Not provided" or "Not applicable".
ii. The Vendor undertakes that if lifts or appliances of the specified brand name or model number are not installed in the Development, lifts or appliances of comparable quality will be installed.

備註：
i. 上表「 - 」代表不提供或不適用。
ii. 賣方承諾如發展項目中沒有安裝指明的品牌名稱或產品型號的升降機或設備，便會安裝品質相若的升降機或設備。

Appliances Schedule
設備説明表

Location 位置	Appliances 設備	Brand Name 品牌名稱	Model Number 產品型號	Tower 1 第1座 5/F - 12/F and 15/F - 17/F 5樓 - 12樓及15樓 - 17樓 (Excluding Unit A, 16/F) (不包括16樓A單位)		Tower 2 第2座 5/F - 12/F and 15/F - 17/F 5樓 - 12樓及15樓 - 17樓 (Excluding Unit C, 16/F) (不包括16樓C單位)	
				A	B	C	D
Kitchen 廚房	Gas Single Hob 煤氣單頭煮食爐	Wolf	ICBMM 15T/S	✓	✓	✓	✓
	Gas Double Hob 煤氣雙頭煮食爐	Wolf	ICBCG 152T/S	✓	✓	✓	✓
	Induction Double Hob 雙頭電磁爐	Wolf	ICBCI 152T/S	-	-	✓	-
	Electrical Grill Cooktop 電烤架	Wolf	ICBGM 15T/S	✓	✓	✓	✓
	Electrical Convection Oven 電焗爐	Wolf	ICBSO 30PM/S/PH	✓	✓	✓	✓
	Electrical Steam Oven 電蒸爐	Wolf	ICBCSO 30CM/B/TH	✓	✓	✓	✓
	Food Warmer 食物保暖機	Wolf	ICBWWD 30	-	✓	✓	-
	Cooker Hood 抽油煙機	Wolf	ICBPW 482418	✓	✓	✓	✓
	Downdraft Ventilator 檯面抽油煙機	Wolf	ICBDD 30	-	-	✓	-
	Dish Washer 洗碗碟機	Miele	G 6470 SCVi	✓	✓	✓	✓
	Refrigerator 雪櫃	Sub-Zero	ICBBI-36UID/O/PH	-	✓	✓	-
		Sub-Zero	ICBBI-36UID/O/LH	✓	-	-	✓
	Wine Cellar 酒櫃	Sub-Zero	ICBBW-30/O	-	✓	✓	-
		Sub-Zero	ICBUW-24/S/PH-RH	✓	-	-	✓
	Washing Machine 洗衣機	Miele	WKR 570 WPS	-	✓	✓	✓
	Tumble Dryer 乾衣機	Miele	TKR 650 WP	-	✓	✓	✓
	VRV A/C (Indoor Unit) 可變冷媒流量空調系統 (室內機)	Daikin 大金	FXSP28BA/FXSP56BA	✓	✓	✓	✓
	Exhaust Air Fan 抽氣扇	Imasu 伊馬司	MSF18-8	✓	✓	✓	✓
	Fresh Air Fan 鮮風扇	Imasu 伊馬司	MBF125/MBF200B/ MBF200C	✓	✓	✓	✓
	Central Controller 中央控制器	Daikin 大金	DCM601A51	✓	✓	✓	✓
	Video Door Phone 視像對講機	TCS	CAE2000-0150	✓	✓	✓	✓
	Electric Water Heater 電熱水爐	Stiebel Eltron 斯寶亞創	DEL SLi SERIES	✓	✓	✓	✓
	MCB Board 總電掣箱	Schneider 施耐德	C120 SERIES	✓	✓	✓	✓
	MCCB Board 總電掣箱 (高容量)	Schneider 施耐德	COMPACT NSX SERIES	✓	✓	✓	✓
Foyer 前廳	VRV A/C (Indoor Unit) 可變冷媒流量空調系統 (室內機)	Daikin 大金	FXSP45BA/FXSP56BA	✓	✓	✓	✓
	Security Keypad 電子保安控制板	Honeywell	6160 Alpha Display	✓	✓	✓	✓
	Video Door Phone 視像對講機	TCS	CAE2000-0150	✓	✓	✓	✓
Living Room and Dining Room (Including Pantry for Unit C) 客廳及飯廳 (C單位連備餐間)	VRV A/C (Indoor Unit) 可變冷媒流量空調系統 (室內機)	Daikin 大金	FXSP45BA/FXSP56BA	✓	✓	✓	✓
	Exhaust Air Fan 抽氣扇	Imasu 伊馬司	MBF125	-	-	✓	-

Notes:
i. The symbol "-" as shown in the above table denotes "Not provided" or "Not applicable".
ii. The Vendor undertakes that if lifts or appliances of the specified brand name or model number are not installed in the Development, lifts or appliances of comparable quality will be installed.

備註：
i. 上表「 - 」代表不提供或不適用。
ii. 賣方承諾如發展項目中沒有安裝指明的品牌名稱或產品型號的升降機或設備，便會安裝品質相若的升降機或設備。

Appliances Schedule
設備説明表

Location 位置	Appliances 設備	Brand Name 品牌名稱	Model Number 產品型號	Tower 1 第1座 5/F - 12/F and 15/F - 17/F 5樓 - 12樓及15樓 - 17樓 (Excluding Unit A, 16/F) (不包括16樓A單位)		Tower 2 第2座 5/F - 12/F and 15/F - 17/F 5樓 - 12樓及15樓 - 17樓 (Excluding Unit C, 16/F) (不包括16樓C單位)	
				A	B	C	D
Family Room 家庭廳	VRV A/C (Indoor Unit) 可變冷媒流量空調系統 (室內機)	Daikin 大金	FXSP56BA/FXMP140AB	✓	✓	✓	✓
Master Bedroom 主人睡房	VRV A/C (Indoor Unit) 可變冷媒流量空調系統 (室內機)	Daikin 大金	FXSP45BA	✓	✓	✓	✓
	Video Door Phone 視像對講機	TCS	CAE2000-0150	✓	✓	✓	✓
Bedroom 1 睡房 1	VRV A/C (Indoor Unit) 可變冷媒流量空調系統 (室內機)	Daikin 大金	FXSP56BA	✓	✓	✓	✓
Bedroom 2 睡房 2	VRV A/C (Indoor Unit) 可變冷媒流量空調系統 (室內機)	Daikin 大金	FXSP45BA/FXSP56BA	✓	✓	✓	✓
Bedroom 3 睡房 3	VRV A/C (Indoor Unit) 可變冷媒流量空調系統 (室內機)	Daikin 大金	FXSP45BA/FXSP56BA	✓	✓	✓	-
Study Room 書房	VRV A/C (Indoor Unit) 可變冷媒流量空調系統 (室內機)	Daikin 大金	FXSP45BA	-	-	-	✓
Master Bathroom 主人浴室	VRV A/C (Indoor Unit) 可變冷媒流量空調系統 (室內機)	Daikin 大金	FXSP28BA	✓	✓	✓	✓
	Electric Water Heater 電熱水爐	Stiebel Eltron 斯寶亞創	DEL SLi SERIES	✓	✓	✓	✓
	Exhaust Air Fan 抽氣扇	Imasu 伊馬司	MBF150L/MBF125	✓	✓	✓	✓
Bathroom 1, 2 and 3 (No Bathroom 3 for Unit D) 浴室 1、2 及 3 (D單位不設浴室 3)	Exhaust Air Fan 抽氣扇	Imasu 伊馬司	MBF125	✓	✓	✓	✓
	Electric Water Heater 電熱水爐	Stiebel Eltron 斯寶亞創	DEL SLi SERIES	✓	✓	✓	✓
Powder Room 化妝間	Exhaust Air Fan 抽氣扇	Imasu 伊馬司	MBF150L/MBF125	✓	✓	✓	✓
	Electric Water Heater 電熱水爐	Stiebel Eltron 斯寶亞創	DEL SLi SERIES / DHM 6	-	✓	✓	✓
Maid's Room and Utility Room (Including Lavatory) 工人房及工作間 (連洗手間)	VRV A/C (Indoor Unit) 可變冷媒流量空調系統 (室內機)	Daikin 大金	FXAQ 40PVE/FXAQ25PVE/ FXMP140AB	-	✓	✓	-
	Exhaust Air Fan 抽氣扇	Imasu 伊馬司	MBF125	-	✓	✓	-
	Electric Water Heater 電熱水爐	Stiebel Eltron 斯寶亞創	DEL SLi SERIES	-	✓	✓	-
	Video Door Phone 視像對講機	TCS	CAE2000-0150	-	✓	✓	-
	MCB Board 總電掣箱	Schneider 施耐德	C120N SERIES	-	✓	✓	-
	MCCB Board 總電掣箱 (高容量)	Schneider 施耐德	COMPACT NSX SERIES	-	✓	✓	-
Utility Room 工作間	VRV A/C (Indoor Unit) 可變冷媒流量空調系統 (室內機)	Daikin 大金	FXAQ40PVE	✓	-	-	-
	MCB Board 總電掣箱	Schneider 施耐德	C120N SERIES	✓	-	-	-
	Electric Water Heater 電熱水爐	Stiebel Eltron 斯寶亞創	DEL SLi SERIES	✓	-	-	-
	Washing Machine 洗衣機	Miele	WKR 570 WPS	✓	-	-	-
	Tumble Dryer 乾衣機	Miele	TKR 650 WP	✓	-	-	-
Air-Conditioning Plant Room 冷氣機房	VRV A/C (Indoor Unit) 可變冷媒流量空調系統 (室內機)	Daikin 大金	FXMP140AB	✓	-	-	✓
	VRV A/C (Outdoor Unit) 可變冷媒流量空調系統 (室外機)	Daikin 大金	RUXYQ10AB/RUXYQ12AB/ RUXYQ16AB/RUXY20AB	✓	✓	✓	✓
	MCB Board 總電掣箱	Schneider 施耐德	C120 SERIES	✓	✓	✓	✓

Notes:
i. The symbol "-" as shown in the above table denotes "Not provided" or "Not applicable".
ii. The Vendor undertakes that if lifts or appliances of the specified brand name or model number are not installed in the Development, lifts or appliances of comparable quality will be installed.
iii. "Unit D" means Units D on 5/F - 12/F and 15/F -17/F of Tower 2.

備註:
i. 上表「 - 」代表不提供或不適用。
ii. 賣方承諾如發展項目中沒有安裝指明的品牌名稱或產品型號的升降機或設備,便會安裝品質相若的升降機或設備。
iii. 「D單位」是指第2座5樓 - 12樓及15樓 - 17樓之D單位。

Appliances Schedule
設備説明表

Location 位置	Appliances 設備	Brand Name 品牌名稱	Model Number 產品型號	Tower 1 第1座 16/F 16樓 Unit 單位 A
Kitchen 廚房	Refrigerator 雪櫃	Sub-Zero	ICBBI-36S	✓
	Gas Single Hob 煤氣單頭煮食爐	Wolf	ICBMM 15T/S	✓
	Gas Double Hob 煤氣雙頭煮食爐	Wolf	ICBCG 152T/S	✓
	Cooker Hood 抽油煙機	Wolf	ICBPW 482418	✓
	Electrical Convection Oven 電焗爐	Wolf	ICBSO 30PM/S/PH	✓
	Electrical Steam Oven 電蒸爐	Wolf	ICBCSO 30 PM/S/PH	✓
	Coffee Maker 咖啡機	Wolf	ICBEC 24/S-PM	✓
	Dish Washer 洗碗碟機	Miele	G6770SCVi	✓
	Washing Machine 洗衣機	Miele	WMV960WPS	✓
	Tumble Dryer 乾衣機	Miele	TMV840WP	✓
	VRV A/C (Indoor Unit) 可變冷媒流量空調系統 (室內機)	Daikin 大金	FXSP28BA/FXSP56BA	✓
	Exhaust Air Fan 抽氣扇	Imasu 伊馬司	MSF18-8	✓
	Fresh Air Fan 鮮風扇	Imasu 伊馬司	MBF125/MBF200B/MBF200C	✓
	Central Controller 中央控制器	Daikin 大金	DCM601A51	✓
	Video Door Phone 視像對講機	TCS	CAE2000-0150	✓
	Electric Water Heater 電熱水爐	Stiebel Eltron 斯寶亞創	DEL 21SLi	✓
	MCB Board 總電掣箱	Schneider 施耐德	C120N SERIES	✓
	MCCB Board 總電掣箱 (高容量)	Schneider 施耐德	COMPACT NSX SERIES	✓
Foyer 前廳	VRV A/C (Indoor Unit) 可變冷媒流量空調系統 (室內機)	Daikin 大金	FXSP45BA/FXSP56BA	✓
	Security Keypad 電子保安控制板	Honeywell	6160 Alpha Display	✓
	Video Door Phone 視像對講機	TCS	CAE2000-0150	✓
Living Room and Dining Room 客廳及飯廳	Fireplace 壁爐	Ecosmart Fire	Burner KIT-XL900	✓
	VRV A/C (Indoor Unit) 可變冷媒流量空調系統 (室內機)	Daikin 大金	FXSP45BA/FXSP56BA	✓
	Exhaust Air Fan 抽氣扇	Imasu 伊馬司	MBF125	-
Family Room 家庭廳	Television 電視機	Samsung 三星	UA65MU6300JXZK	✓
	VRV A/C (Indoor Unit) 可變冷媒流量空調系統 (室內機)	Daikin 大金	FXSP56BA/FXMP140AB	✓
Master Bedroom (Including Walk-in Closet) 主人睡房 (連衣帽間)	VRV A/C (Indoor Unit) 可變冷媒流量空調系統 (室內機)	Daikin 大金	FXSP45BA	✓
	Video Door Phone 視像對講機	TCS	CAE2000-0150	✓
Bedroom 1 睡房 1	VRV A/C (Indoor Unit) 可變冷媒流量空調系統 (室內機)	Daikin 大金	FXSP56BA	✓
Bedroom 2 睡房 2	Television 電視機	Samsung 三星	UA55MU6300JXZK	✓
	VRV A/C (Indoor Unit) 可變冷媒流量空調系統 (室內機)	Daikin 大金	FXSP45BA/FXSP56BA	✓
Bedroom 3 睡房 3	VRV A/C (Indoor Unit) 可變冷媒流量空調系統 (室內機)	Daikin 大金	FXSP45BA/FXSP56BA	✓

Notes:
i. The symbol "-" as shown in the above table denotes "Not provided" or "Not applicable".
ii. The Vendor undertakes that if lifts or appliances of the specified brand name or model number are not installed in the Development, lifts or appliances of comparable quality will be installed.

備註：
i. 上表「 - 」代表不提供或不適用。
ii. 賣方承諾如發展項目中沒有安裝指明的品牌名稱或產品型號的升降機或設備，便會安裝品質相若的升降機或設備。

Appliances Schedule
設備説明表

Location 位置	Appliances 設備	Brand Name 品牌名稱	Model Number 產品型號	Tower 1 第1座 16/F 16樓 Unit 單位 A
Study Room 書房	VRV A/C (Indoor Unit) 可變冷媒流量空調系統 (室內機)	Daikin 大金	FXSP45BA	-
Master Bathroom 主人浴室	VRV A/C (Indoor Unit) 可變冷媒流量空調系統 (室內機)	Daikin 大金	FXSP28BA	✓
	Electric Water Heater 電熱水爐	Stiebel Eltron 斯寶亞創	DEL 27SLi	✓
	Exhaust Air Fan 抽氣扇	Imasu 伊馬司	MBF150L/MBF125	✓
Bathroom 1, 2 and 3 浴室 1、2 及 3	Underfloor Heating 地暖	EasyHeat	Neostat-e-color:White	✓
	Exhaust Air Fan 抽氣扇	Imasu 伊馬司	MBF125	✓
	Electric Water Heater 電熱水爐	Stiebel Eltron 斯寶亞創	DEL 27SLi	✓
Powder Room 化妝間	Exhaust Air Fan 抽氣扇	Imasu 伊馬司	MBF150L	✓
	Electric Water Heater 電熱水爐	Stiebel Eltron 斯寶亞創	DEL 21SLi	-
Maid's Room 工人房	VRV A/C (Indoor Unit) 可變冷媒流量空調系統 (室內機)	Daikin 大金	FXAQ 40PVE/FXAQ 25PVE/ FXMP140AB	-
	Exhaust Air Fan 抽氣扇	Imasu 伊馬司	MBF125	-
	Electric Water Heater 電熱水爐	Stiebel Eltron 斯寶亞創	DEL 21SLi	-
	Video Door Phone 視像對講機	TCS	CAE2000-0150	-
	MCB Board 總電掣箱	Schneider 施耐德	C120N SERIES	-
	MCCB Board 總電掣箱 (高容量)	Schneider 施耐德	COMPACT NSX SERIES	-
Utility Room 工作間	VRV A/C (Indoor Unit) 可變冷媒流量空調系統 (室內機)	Daikin 大金	FXAQ 40PVE	✓
	MCB Board 總電掣箱	Schneider 施耐德	C120N SERIES	✓
	Electric Water Heater 電熱水爐	Stiebel Eltron 斯寶亞創	DEL 21SLi	✓
Air-Conditioning Plant Room 冷氣機房	VRV A/C (Indoor Unit) 可變冷媒流量空調系統 (室內機)	Daikin 大金	FXMP140AB	✓
	VRV A/C (Outdoor Unit) 可變冷媒流量空調系統 (室外機)	Daikin 大金	RUXYQ10AB/RUXYQ12AB/ RUXYQ16AB/RUXY20AB	✓
	MCB Board 總電掣箱	Schneider 施耐德	C120N SERIES	✓

Notes:
i. The symbol "-" as shown in the above table denotes "Not provided" or "Not applicable".
ii. The Vendor undertakes that if lifts or appliances of the specified brand name or model number are not installed in the Development, lifts or appliances of comparable quality will be installed.

備註：
i. 上表「 - 」代表不提供或不適用。
ii. 賣方承諾如發展項目中沒有安裝指明的品牌名稱或產品型號的升降機或設備，便會安裝品質相若的升降機或設備。

Appliances Schedule
設備説明表

Location 位置	Appliances 設備	Brand Name 品牌名稱	Model Number 產品型號	Tower 2 第2座 16/F 16樓 Unit 單位 C
Kitchen 廚房	Refrigerator 雪櫃	Sub-Zero	ICBBI-36UFDID/S/PH	✓
	Drawers Fridge 抽屜式雪櫃	Sub-Zero	ICBID-30R	✓
	Gas Single Hob 煤氣單頭煮食爐	Wolf	ICBMM15T/S	✓
	Gas Double Hob 煤氣雙頭煮食爐	Wolf	ICBCG152T/S	✓
	Cooker Hood 抽油煙機	Wolf	ICBPW482418	✓
	Electrical Convection Oven 電焗爐	Wolf	ICBSO30PM/S/PH	✓
	Electrical Steam Oven 電蒸爐	Wolf	ICBCSO30PM/S/PH	✓
	Coffee Maker 咖啡機	Wolf	ICBEC24/S	✓
	Dish Washer 洗碗碟機	Miele	G6770 SCVi	✓
	Washing Machine 洗衣機	Miele	WKR570 WPS	✓
	Tumble Dryer 乾衣機	Miele	TKR650WP	✓
	Warming Drawer 保溫櫃	Wolf	ICBWWD30	✓
	Cup Warming Drawer 抽屜式保溫櫃	Wolf	ICBCW24/S	✓
	Wine Cellar 酒櫃	Sensis	CC169	✓
	VRV A/C (Indoor Unit) 可變冷媒流量空調系統 (室內機)	Daikin 大金	FXSP28BA/FXSP56BA	✓
	Exhaust Air Fan 抽氣扇	Imasu 伊馬司	MSF18-8	✓
	Fresh Air Fan 鮮風扇	Imasu 伊馬司	MBF200C	✓
	Central Controller 中央控制器	Daikin 大金	DCM601A51	✓
	Video Door Phone 視像對講機	TCS	CAI2000-0150	✓
	Electric Water Heater 電熱水爐	Stiebel Eltron 斯寶亞創	DEL 21SLi	✓
	MCB Board 總電掣箱	Schneider 施耐德	MULTIPACT SERIES	✓
	MCCB Board 總電掣箱 (高容量)	Schneider 施耐德	COMPACT NSX SERIES	✓
Foyer 前廳	VRV A/C (Indoor Unit) 可變冷媒流量空調系統 (室內機)	Daikin 大金	FXSP56BA	✓
	Security Keypad 電子保安控制板	Honeywell	6160 Alpha Display	✓
	Video Door Phone 視像對講機	TCS	CAI2000-0150	✓
Living Room and Dining Room 客廳及飯廳	VRV A/C (Indoor Unit) 可變冷媒流量空調系統 (室內機)	Daikin 大金	FXSP45BA/FXSP56BA	✓
	Exhaust Air Fan 抽氣扇	Imasu 伊馬司	MBF125	✓
Family Room 家庭廳	Television 電視機	Samsung	UA65NU7100JXZK	✓
	Drawers Fridge 抽屜式雪櫃	Sub-Zero	ICBID-24RO	✓
	VRV A/C (Indoor Unit) 可變冷媒流量空調系統 (室內機)	Daikin 大金	FXSP56BA/FXMP140AB	✓
Master Bedroom (Including Walk-in Closet) 主人睡房 (連衣帽間)	VRV A/C (Indoor Unit) 可變冷媒流量空調系統 (室內機)	Daikin 大金	FXSP45BA	✓
	Video Door Phone 視像對講機	TCS	CAI2000-0150	✓

Notes:
i. The symbol "-" as shown in the above table denotes "Not provided" or "Not applicable".
ii. The Vendor undertakes that if lifts or appliances of the specified brand name or model number are not installed in the Development, lifts or appliances of comparable quality will be installed.

備註:
i. 上表「 - 」代表不提供或不適用。
ii. 賣方承諾如發展項目中沒有安裝指明的品牌名稱或產品型號的升降機或設備，便會安裝品質相若的升降機或設備。

Appliances Schedule
設備説明表

Location 位置	Appliances 設備	Brand Name 品牌名稱	Model Number 產品型號	Tower 2 第2座 16/F 16樓 Unit 單位 C
Bedroom 1 睡房 1	VRV A/C (Indoor Unit) 可變冷媒流量空調系統 (室內機)	Daikin 大金	FXSP56BA	✓
Bedroom 2 睡房 2	VRV A/C (Indoor Unit) 可變冷媒流量空調系統 (室內機)	Daikin 大金	FXSP56BA	✓
Bedroom 3 睡房 3	VRV A/C (Indoor Unit) 可變冷媒流量空調系統 (室內機)	Daikin 大金	FXSP56BA	✓
Master Bathroom 主人浴室	Cosmetics Cooler 化妝品冷凍箱	Biszet	B7	✓
	VRV A/C (Indoor Unit) 可變冷媒流量空調系統 (室內機)	Daikin 大金	FXSP28BA	✓
	Electric Water Heater 電熱水爐	Stiebel Eltron 斯寶亞創	DEL SLi SERIES	✓
	Exhaust Air Fan 抽氣扇	Imasu 伊馬司	MBF150L/MBF125	✓
Bathroom 1, 2 and 3 浴室 1、2 及 3	Exhaust Air Fan 抽氣扇	Imasu 伊馬司	MBF125	✓
	Electric Water Heater 電熱水爐	Stiebel Eltron 斯寶亞創	DEL SLi SERIES	✓
Powder Room 化妝間	Exhaust Air Fan 抽氣扇	Imasu 伊馬司	MBF125	✓
	Electric Water Heater 電熱水爐	Stiebel Eltron 斯寶亞創	DEL SLi SERIES/DHM 6	✓
Utility Room (Including Lavatory) 工作間 (連洗手間)	VRV A/C (Indoor Unit) 可變冷媒流量空調系統 (室內機)	Daikin 大金	FXAQ 40PVE	✓
	Exhaust Air Fan 抽氣扇	Imasu 伊馬司	MBF125	✓
	Electric Water Heater 電熱水爐	Stiebel Eltron 斯寶亞創	DEL SLi SERIES	✓
	Video Door Phone 視像對講機	TCS	CAE2000-0150	✓
	MCB Board 總電掣箱	Schneider 施耐德	C120N SERIES	✓
	MCCB Board 總電掣箱 (高容量)	Schneider 施耐德	COMPACT NSX SERIES	✓
Air-Conditioning Plant Room 冷氣機房	VRV A/C (Indoor Unit) 可變冷媒流量空調系統 (室內機)	Daikin 大金	FXMP140AB	-
	VRV A/C (Outdoor Unit) 可變冷媒流量空調系統 (室外機)	Daikin 大金	RUXYQ16AB/RUXY20AB	✓
	MCB Board 總電掣箱	Schneider 施耐德	C120N SERIES	✓

Notes:
i. The symbol "-" as shown in the above table denotes "Not provided" or "Not applicable".
ii. The Vendor undertakes that if lifts or appliances of the specified brand name or model number are not installed in the Development, lifts or appliances of comparable quality will be installed.

備註：
i. 上表「 - 」代表不提供或不適用。
ii. 賣方承諾如發展項目中沒有安裝指明的品牌名稱或產品型號的升降機或設備，便會安裝品質相若的升降機或設備。

Appliances Schedule
設備説明表

Location 位置	Appliances 設備	Brand Name 品牌名稱	Model Number 產品型號	Tower 1 第1座 18/F, 19/F and Roof 18樓、19樓及天台 Penthouse 頂層單位		Tower 2 第2座 18/F, 19/F and Roof 18樓、19樓及天台 Penthouse 頂層單位	
				A	B	C	D
Kitchen 廚房	Gas Double Hob 煤氣雙頭煮食爐	La Cornue	La Grand Chatelet 135	-	✓	✓	-
	Induction Double Hob 雙頭電磁爐						
	Electrical Grill Cooktop 電烤架						
	Electrical Convection Oven 電焗爐						
	Food Warmer 食物保暖機						
	Electric Teppanyaki Plate 鐵板燒						
	Electrical Steam Oven 電蒸爐	Wolf	ICBCSO 30PM/S/PH	-	✓	✓	-
	Cooker Hood 抽油煙機	La Cornue	La Grand Chatelet 135	-	✓	✓	-
	Dish Washer 洗碗碟機	Miele	G 6470 SCVi	-	✓	✓	-
	Refrigerator 雪櫃	La Cornue	La Cornue 900	-	✓	✓	-
	Wine Cellar 酒櫃	La Cornue	La Cornue 900-wine cellar	-	✓	✓	-
	Washing Machine 洗衣機	Maytag	MVW18MNBGW	-	✓	✓	-
	Tumble Dryer 乾衣機	Maytag	MDE18MNAGW	-	✓	✓	-
	VRV A/C (Indoor Unit) 可變冷媒流量空調系統（室內機）	Daikin 大金	FXSP28BA/FXSP45BA/ FXSP56BA	✓	✓	✓	✓
	Exhaust Air Fan 抽氣扇	Imasu 伊馬司	MBF150L/MSF18-8	✓	✓	✓	✓
	Fresh Air Fan 鮮風扇	Imasu 伊馬司	MBF200B/MBF250B	✓	✓	✓	✓
	Central Controller 中央控制器	Daikin 大金	DCM601A51	✓	✓	✓	✓
	Video Door Phone 視像對講機	TCS	CAE2000-0150	✓	✓	✓	-
	Electric Water Heater 電熱水爐	Stiebel Eltron 斯寶亞創	DEL 21SLi	✓	✓	✓	-
	MCB Board 總電掣箱	Schneider 施耐德	C120N SERIES	✓	-	-	-
Pantry (Next to Kitchen) 備餐間 (廚房旁)	VRV A/C (Indoor Unit) 可變冷媒流量空調系統（室內機）	Daikin 大金	FXSP28BA	-	✓	✓	-
	Electric Water Heater 電熱水爐	Stiebel Eltron 斯寶亞創	DEL 21SLi	-	-	✓	-
	Exhaust Air Fan 抽氣扇	Imasu 伊馬司	MBF150L	-	✓	✓	-
	Freezer 冰櫃	Sub-Zero	ICBID-30CI	-	✓	✓	-
Foyer on 18/F 18樓前廳	VRV A/C (Indoor Unit) 可變冷媒流量空調系統（室內機）	Daikin 大金	FXSP28BA/FXSP56BA	✓	-	-	✓
	Electric Water Heater 電熱水爐	Stiebel Eltron 斯寶亞創	DHM 6	✓	-	-	✓
	Exhaust Air Fan 抽氣扇	Imasu 伊馬司	MBF125	-	-	-	✓
	MCB Board 總電掣箱	Schneider 施耐德	C120N SERIES	-	-	-	✓
	MCCB Board 總電掣箱 (高容量)	Schneider 施耐德	COMPACT NSX SERIES	-	-	-	✓
Foyer on 19/F 19樓前廳	VRV A/C (Indoor Unit) 可變冷媒流量空調系統（室內機）	Daikin 大金	FXSP28BA/FXSP56BA	✓	✓	✓	✓
	Security Keypad 電子保安控制板	Honeywell	6160 Alpha Display	✓	✓	✓	✓
	Video Door Phone 視像對講機	TCS	CAE2000-0150	✓	✓	✓	-

Notes:
i. The symbol "-" as shown in the above table denotes "Not provided" or "Not applicable".
ii. The Vendor undertakes that if lifts or appliances of the specified brand name or model number are not installed in the Development, lifts or appliances of comparable quality will be installed.

備註：
i. 上表「 - 」代表不提供或不適用。
ii. 賣方承諾如發展項目中沒有安裝指明的品牌名稱或產品型號的升降機或設備，便會安裝品質相若的升降機或設備。

Appliances Schedule
設備説明表

Location 位置	Appliances 設備	Brand Name 品牌名稱	Model Number 產品型號	Tower 1 第1座 18/F, 19/F and Roof 18樓、19樓及天台 Penthouse 頂層單位		Tower 2 第2座 18/F, 19/F and Roof 18樓、19樓及天台 Penthouse 頂層單位	
				A	B	C	D
Dining Room 飯廳	VRV A/C (Indoor Unit) 可變冷媒流量空調系統（室內機）	Daikin 大金	FXSP28BA/FXSP45BA/ FXSP56BA/FXSP71BA	✓	✓	✓	✓
	Exhaust Air Fan 抽氣扇	Imasu 伊馬司	MBF150L	-	-	-	✓
	Electric Water Heater 電熱水爐	Stiebel Eltron 斯寶亞創	DEL 21SLi	-	-	-	✓
	Video Door Phone 視像對講機	TCS	CAE2000-0150	-	-	-	✓
Living Room 客廳	VRV A/C (Indoor Unit) 可變冷媒流量空調系統（室內機）	Daikin 大金	FXSP45BA/FXSP56BA/ FXMP140AB	✓	✓	✓	✓
Family Room (Including Pantry for Unit B) 家庭廳 (B單位連備餐間)	VRV A/C (Indoor Unit) 可變冷媒流量空調系統（室內機）	Daikin 大金	FXSP45BA/FXSP56BA/ FXSP71BA	✓	✓	✓	✓
	Exhaust Air Fan 抽氣扇	Imasu 伊馬司	MBF125	-	✓	-	-
Multi Function Area 多用途區	VRV A/C (Indoor Unit) 可變冷媒流量空調系統（室內機）	Daikin 大金	FXSP56BA	-	✓	✓	-
Sitting Area (Including Pantry for Unit C) 起居室 (C單位連備餐間)	VRV A/C (Indoor Unit) 可變冷媒流量空調系統（室內機）	Daikin 大金	FXSP28BA/FXSP45BA/ FXSP56BA	-	✓	✓	-
	Exhaust Air Fan 抽氣扇	Imasu 伊馬司	MBF125	-	-	✓	-
Master Bedroom 主人睡房	VRV A/C (Indoor Unit) 可變冷媒流量空調系統（室內機）	Daikin 大金	FXSP28BA/FXSP45BA/ FXSP56BA/FXMP140AB	✓	✓	✓	✓
	Video Door Phone 視像對講機	TCS	CAE2000-0150	✓	✓	✓	✓
Bedroom 1 (Including Walk-in Closet for Unit A) 睡房 1 (A單位連衣帽間)	VRV A/C (Indoor Unit) 可變冷媒流量空調系統（室內機）	Daikin 大金	FXSP45BA/FXSP71BA	✓	✓	✓	✓
Bedroom 2 睡房 2	VRV A/C (Indoor Unit) 可變冷媒流量空調系統（室內機）	Daikin 大金	FXSP28BA/FXSP45BA/ FXSP56BA	✓	✓	✓	✓
Bedroom 3 睡房 3	VRV A/C (Indoor Unit) 可變冷媒流量空調系統（室內機）	Daikin 大金	FXSP28BA/FXSP56BA/ FXSP71BA	-	✓	✓	-
Bedroom 4 睡房 4	VRV A/C (Indoor Unit) 可變冷媒流量空調系統（室內機）	Daikin 大金	FXSP45BA	-	✓	✓	-
Study Room 書房	VRV A/C (Indoor Unit) 可變冷媒流量空調系統（室內機）	Daikin 大金	FXSP56BA	-	-	✓	-
Master Bathroom 主人浴室	VRV A/C (Indoor Unit) 可變冷媒流量空調系統（室內機）	Daikin 大金	FXSP28BA	-	-	-	✓
	Electric Water Heater 電熱水爐	Stiebel Eltron 斯寶亞創	DEL 27SLi	-	-	-	✓
	Exhaust Air Fan 抽氣扇	Imasu 伊馬司	MBF125/MBF200B	-	-	-	✓
His Bathroom 男主人浴室	VRV A/C (Indoor Unit) 可變冷媒流量空調系統（室內機）	Daikin 大金	FXSP28BA/FXSP45BA	✓	✓	✓	-
	Electric Water Heater 電熱水爐	Stiebel Eltron 斯寶亞創	DEL 27SLi	✓	✓	✓	-
	Exhaust Air Fan 抽氣扇	Imasu 伊馬司	MBF125/MBF150L/ MBF200B	✓	✓	✓	-
Her Bathroom 女主人浴室	VRV A/C (Indoor Unit) 可變冷媒流量空調系統（室內機）	Daikin 大金	FXSP28BA/FXSP45BA	✓	✓	✓	-
	Electric Water Heater 電熱水爐	Stiebel Eltron 斯寶亞創	DEL 27SLi	✓	✓	✓	-
	Exhaust Air Fan 抽氣扇	Imasu 伊馬司	MBF125/MBF150L/ MBF200B	✓	✓	✓	-
Bathroom 1 浴室 1	VRV A/C (Indoor Unit) 可變冷媒流量空調系統 (室內機)	Daikin 大金	FXMP140AB	-	✓	✓	-
	Exhaust Air Fan 抽氣扇	Imasu 伊馬司	MBF125	✓	✓	✓	✓
	Electric Water Heater 電熱水爐	Stiebel Eltron 斯寶亞創	DEL 27SLi	✓	✓	✓	✓

Notes:
i. The symbol "-" as shown in the above table denotes "Not provided" or "Not applicable".
ii. The Vendor undertakes that if lifts or appliances of the specified brand name or model number are not installed in the Development, lifts or appliances of comparable quality will be installed.

備註：
i. 上表「 - 」代表不提供或不適用。
ii. 賣方承諾如發展項目中沒有安裝指明的品牌名稱或產品型號的升降機或設備，便會安裝品質相若的升降機或設備。

Appliances Schedule
設備説明表

Location 位置	Appliances 設備	Brand Name 品牌名稱	Model Number 產品型號	Tower 1 第1座 18/F, 19/F and Roof 18樓、19樓及天台 Penthouse 頂層單位		Tower 2 第2座 18/F, 19/F and Roof 18樓、19樓及天台 Penthouse 頂層單位	
				A	B	C	D
Bathroom 2 浴室 2	VRV A/C (Indoor Unit) 可變冷媒流量空調系統 (室內機)	Daikin 大金	FXMP140AB	✓	-	-	-
	Exhaust Air Fan 抽氣扇	Imasu 伊馬司	MBF125/MBF150L	✓	✓	✓	✓
	Electric Water Heater 電熱水爐	Stiebel Eltron 斯寶亞創	DEL 27SLi	✓	✓	✓	✓
Bathroom 3 浴室 3	Exhaust Air Fan 抽氣扇	Imasu 伊馬司	MBF125/MBF150L	✓	✓	✓	✓
	Electric Water Heater 電熱水爐	Stiebel Eltron 斯寶亞創	DEL 27SLi	✓	✓	✓	✓
Bathroom 4 浴室 4	VRV A/C (Indoor Unit) 可變冷媒流量空調系統 (室內機)	Daikin 大金	FXMP140AB	-	✓	-	-
	Exhaust Air Fan 抽氣扇	Imasu 伊馬司	MBF125	-	✓	✓	✓
	Electric Water Heater 電熱水爐	Stiebel Eltron 斯寶亞創	DEL 27SLi	-	✓	✓	✓
Powder Room 1 (Including Walk-in Closet for Units A, B and C) 化妝間 1 (A、B及C單位連衣帽間)	Exhaust Air Fan 抽氣扇	Imasu 伊馬司	MBF125	✓	✓	✓	✓
	Electric Water Heater 電熱水爐	Stiebel Eltron 斯寶亞創	DHM 6 / DEL 21SLi	✓	✓	✓	✓
	VRV A/C (Indoor Unit) 可變冷媒流量空調系統 (室內機)	Daikin 大金	FXSP28BA	✓	✓	✓	-
Powder Room 2 (Including Walk-in Closet for Unit B) 化妝間 2 (B單位連衣帽間)	Exhaust Air Fan 抽氣扇	Imasu 伊馬司	MBF125	✓	✓	✓	-
	Electric Water Heater 電熱水爐	Stiebel Eltron 斯寶亞創	DHM 6	✓	-	✓	-
	VRV A/C (Indoor Unit) 可變冷媒流量空調系統 (室內機)	Daikin 大金	FXSP28BA	-	✓	-	-
Walk-in Closet (Next to His Bathroom) 衣帽間 (男主人浴室旁)	VRV A/C (Indoor Unit) 可變冷媒流量空調系統 (室內機)	Daikin 大金	FXSP28BA	-	✓	✓	-
Walk-in Closet (Next to Her Bathroom) 衣帽間 (女主人浴室旁)	VRV A/C (Indoor Unit) 可變冷媒流量空調系統 (室內機)	Daikin 大金	FXSP28BA	-	✓	✓	-
Store 1 儲物間 1	VRV A/C (Indoor Unit) 可變冷媒流量空調系統 (室內機)	Daikin 大金	FXAQ 25PVE	-	-	-	✓
	Exhaust Air Fan 抽氣扇	Imasu 伊馬司	MBF125	-	-	-	-
	Electric Water Heater 電熱水爐	Stiebel Eltron 斯寶亞創	DEL 21SLi	-	-	-	-
	Video Door Phone 視像對講機	TCS	CAE2000-0150	-	-	-	✓
	MCB Board 總電掣箱	Schneider 施耐德	C120N SERIES	-	-	-	-
	MCCB Board 總電掣箱 (高容量)	Schneider 施耐德	COMPACT NSX SERIES	-	-	-	-
Store 2 儲物間 2	VRV A/C (Indoor Unit) 可變冷媒流量空調系統 (室內機)	Daikin 大金	FXSP28BA	✓	-	-	✓
	Exhaust Air Fan 抽氣扇	Imasu 伊馬司	MBF125	-	-	-	-
	MCB Board 總電掣箱	Schneider 施耐德	C120N SERIES	✓	-	-	-
	MCCB Board 總電掣箱 (高容量)	Schneider 施耐德	COMPACT NSX SERIES	✓	-	-	-
	Electric Water Heater 電熱水爐	Stiebel Eltron 斯寶亞創	DHM 6	-	-	-	✓
	Video Door Phone 視像對講機	TCS	CAE2000-0150	-	-	-	✓

Notes:
i. The symbol "-" as shown in the above table denotes "Not provided" or "Not applicable".
ii. The Vendor undertakes that if lifts or appliances of the specified brand name or model number are not installed in the Development, lifts or appliances of comparable quality will be installed.

備註：
i. 上表「 - 」代表不提供或不適用。
ii. 賣方承諾如發展項目中沒有安裝指明的品牌名稱或產品型號的升降機或設備，便會安裝品質相若的升降機或設備。

Appliances Schedule
設備説明表

Location 位置	Appliances 設備	Brand Name 品牌名稱	Model Number 產品型號	Tower 1 第1座 18/F, 19/F and Roof 18樓、19樓及天台 Penthouse 頂層單位		Tower 2 第2座 18/F, 19/F and Roof 18樓、19樓及天台 Penthouse 頂層單位	
				A	B	C	D
Maid's Room on 18/F (Including Lavatory for Units B and C) 18樓工人房 (B及C單位連洗手間)	VRV A/C (Indoor Unit) 可變冷媒流量空調系統 (室內機)	Daikin 大金	FXAQ 40PVE/FXAQ 25PVE	✓	✓	✓	-
	Exhaust Air Fan 抽氣扇	Imasu 伊馬司	MBF125/MBF150L	-	✓	✓	-
	Electric Water Heater 電熱水爐	Stiebel Eltron 斯寶亞創	DHM 6/DEL 21SLi	-	✓	✓	-
	Video Door Phone 視像對講機	TCS	CAE2000-0150	✓	-	✓	-
	MCB Board 總電掣箱	Schneider 施耐德	C120N SERIES	-	-	✓	-
Maid's Room on 19/F (Including Lavatory for Units B and C) 19樓工人房 (B及C單位連洗手間)	VRV A/C (Indoor Unit) 可變冷媒流量空調系統 (室內機)	Daikin 大金	FXAQ 40PVE/FXAQ 25PVE	✓	✓	✓	-
	Exhaust Air Fan 抽氣扇	Imasu 伊馬司	MBF125	-	✓	✓	-
	Electric Water Heater 電熱水爐	Stiebel Eltron 斯寶亞創	DHM 6/DEL 21SLi	-	✓	✓	-
	Video Door Phone 視像對講機	TCS	CAE2000-0150	✓	✓	✓	-
	MCB Board 總電掣箱	Schneider 施耐德	C120N SERIES	-	✓	✓	-
Utility Room on 18/F (Including Lavatory for Unit A) 18樓工作間 (A單位連洗手間)	VRV A/C (Indoor Unit) 可變冷媒流量空調系統 (室內機)	Daikin 大金	FXSP28BA	-	✓	✓	-
	Exhaust Air Fan 抽氣扇	Imasu 伊馬司	MBF125/MBF150L	✓	✓	-	-
	Electric Water Heater 電熱水爐	Stiebel Eltron 斯寶亞創	DEL 21SLi	✓	-	-	-
	MCB Board 總電掣箱	Schneider 施耐德	C120N SERIES	-	✓	✓	-
	MCCB Board 總電掣箱 (高容量)	Schneider 施耐德	COMPACT NSX SERIES	-	✓	✓	-
Utility Room on 19/F (Including Lavatory for Units A and D) 19樓工作間 (A及D單位連洗手間)	VRV A/C (Indoor Unit) 可變冷媒流量空調系統 (室內機)	Daikin 大金	FXSP28BA/FXSP45BA/ FXMP140AB	✓	-	-	✓
	Exhaust Air Fan 抽氣扇	Imasu 伊馬司	MBF125/MBF150L	✓	-	-	✓
	Electric Water Heater 電熱水爐	Stiebel Eltron 斯寶亞創	DEL 21SLi	✓	-	-	✓
	MCB Board 總電掣箱	Schneider 施耐德	C120N SERIES	-	-	-	✓
Store on Roof 天台儲物間	VRV A/C (Indoor Unit) 可變冷媒流量空調系統 (室內機)	Daikin 大金	FXSP45BA	-	✓	✓	-
	Electric Water Heater 電熱水爐	Stiebel Eltron 斯寶亞創	DEL 27SLi	-	-	-	✓
Staircase on Roof 天台樓梯	VRV A/C (Indoor Unit) 可變冷媒流量空調系統 (室內機)	Daikin 大金	FXSP56BA	✓	-	-	✓
	Electric Water Heater 電熱水爐	Stiebel Eltron 斯寶亞創	DEL 27SLi	✓	-	-	-
Garden 花園	VRV A/C (Outdoor Unit) 可變冷媒流量空調系統 (室外機)	Daikin 大金	RUXYQ10AB/RUXYQ12AB/ RUXYQ14AB/RUXYQ20AB/ RUXYQ22AB/RHXYQ10SYI/ RHXYQ12SYI/RHXYQ16SYI	✓	✓	✓	✓
	Swimming Pool Heat Pump 游泳池熱泵	Rheem	HWP38-3/HWP50-3/ HWP60-3	-	✓	✓	-

Notes:
i. The symbol "-" as shown in the above table denotes "Not provided" or "Not applicable".
ii. The Vendor undertakes that if lifts or appliances of the specified brand name or model number are not installed in the Development, lifts or appliances of comparable quality will be installed.

備註：
i. 上表「 - 」代表不提供或不適用。
ii. 賣方承諾如發展項目中沒有安裝指明的品牌名稱或產品型號的升降機或設備，便會安裝品質相若的升降機或設備。

Appliances Schedule
設備説明表

Location 位置	Appliances 設備	Brand Name 品牌名稱	Model Number 產品型號	Villa 洋房	
				Villa 1 1號洋房	Villa 2 2號洋房
Lift Lobby on B/F 地庫升降機大堂	VRV A/C (Indoor Unit) 可變冷媒流量空調系統 (室內機)	Daikin 大金	FXSP45BA/FXSP56BA	✓	✓
Store on B/F 地庫儲物間	VRV A/C (Indoor Unit) 可變冷媒流量空調系統 (室內機)	Daikin 大金	FXSP56BA	✓	-
	Exhaust Air Fan 抽氣扇	Imasu 伊馬司	MBF125	✓	-
Air-Conditioning Plant Room on B/F 地庫冷氣機房	VRV A/C (Outdoor Unit) 可變冷媒流量空調系統 (室外機)	Daikin 大金	RUXYQ8AB/RHXYQ10SYI/ RHXYQ12SYI/ RHXYQ16SYI	✓	✓
Lift Hall 升降機大堂	VRV A/C (Indoor Unit) 可變冷媒流量空調系統 (室內機)	Daikin 大金	FXSP28BA/FXSP45BA/ FXSP56BA	✓	✓
Foyer 前廳	VRV A/C (Indoor Unit) 可變冷媒流量空調系統 (室內機)	Daikin 大金	FXSP45BA	-	✓
	MCB Board 總電掣箱	Schneider 施耐德	C120N SERIES	-	✓
	MCCB Board 總電掣箱 (高容量)	Schneider 施耐德	COMPACT NSX SERIES	-	✓
Living Room and Dining Room on G/F 地下客廳及飯廳	VRV A/C (Indoor Unit) 可變冷媒流量空調系統 (室內機)	Daikin 大金	FXAQ25PVE/FXSP45BA/ FXSP56BA/FXSP71BA/ FXMP140AB	✓	✓
	Video Door Phone 視像對講機	Siedle	AHTV-870-0	-	✓
	Security Keypad 電子保安控制板	Honeywell	6160 Alpha Display	✓	-
Living Room and Dining Room on 1/F 1樓客廳及飯廳	VRV A/C (Indoor Unit) 可變冷媒流量空調系統 (室內機)	Daikin 大金	FXAQ25PVE/FXSP28BA/ FXSP45BA/FXSP56BA	✓	-
	Exhaust Air Fan 抽氣扇	Imasu 伊馬司	MBF125	✓	-
	Electric Water Heater 電熱水爐	Stiebel Eltron 斯寶亞創	DHM 6	✓	-
	MCB Board 總電掣箱	Schneider 施耐德	C120N SERIES	✓	-
Living Room and Dining Room on 3/F 3樓客廳及飯廳	VRV A/C (Indoor Unit) 可變冷媒流量空調系統 (室內機)	Daikin 大金	FXSP71BA	✓	-
	Exhaust Air Fan 抽氣扇	Imasu 伊馬司	MBF125	✓	-
	MCB Board 總電掣箱	Schneider 施耐德	C120N SERIES	✓	-
	MCCB Board 總電掣箱 (高容量)	Schneider 施耐德	COMPACT NSX SERIES	✓	-
Bedroom on 2/F 2樓睡房	VRV A/C (Indoor Unit) 可變冷媒流量空調系統 (室內機)	Daikin 大金	FXAQ25PVE/FXSP45BA/ FXSP56BA/FXMP140AB	✓	✓
	Video Door Phone 視像對講機	Siedle	AHTV-870-0	✓	✓
	MCB Board 總電掣箱	Schneider 施耐德	C120N SERIES	✓	✓
Bedroom on 3/F (Villa 1) 3樓睡房 (1號洋房) Bedroom on 1/F (Villa 2) 1樓睡房 (2號洋房)	VRV A/C (Indoor Unit) 可變冷媒流量空調系統 (室內機)	Daikin 大金	FXAQ40PVE/FXSP45BA/ FXSP56BA	✓	✓
	Exhaust Air Fan 抽氣扇	Imasu 伊馬司	MBF125	✓	-
	Electric Water Heater 電熱水爐	Stiebel Eltron 斯寶亞創	DHM 6 / DEL 21SLi	✓	✓
	Video Door Phone 視像對講機	Siedle	AHTV-870-0	✓	-
Bedroom on 3/F (Including Walk-in Closet) 3樓睡房 (連衣帽間)	VRV A/C (Indoor Unit) 可變冷媒流量空調系統 (室內機)	Daikin 大金	FXSP71BA/FXMP140AB	-	✓
	MCB Board 總電掣箱	Schneider 施耐德	C120N SERIES	-	✓
His Bathroom 男主人浴室	VRV A/C (Indoor Unit) 可變冷媒流量空調系統 (室內機)	Daikin 大金	FXSP28BA/FXMP140AB	✓	-
	Electric Water Heater 電熱水爐	Stiebel Eltron 斯寶亞創	DEL 27SLi	✓	-
	Exhaust Air Fan 抽氣扇	Imasu 伊馬司	MBF125	✓	-

Notes:
i. The symbol "-" as shown in the above table denotes "Not provided" or "Not applicable".
ii. The Vendor undertakes that if lifts or appliances of the specified brand name or model number are not installed in the Development, lifts or appliances of comparable quality will be installed.

備註：
i. 上表「 - 」代表不提供或不適用。
ii. 賣方承諾如發展項目中沒有安裝指明的品牌名稱或產品型號的升降機或設備，便會安裝品質相若的升降機或設備。

Appliances Schedule
設備説明表

Location 位置	Appliances 設備	Brand Name 品牌名稱	Model Number 產品型號	Villa 洋房	
				Villa 1 1號洋房	Villa 2 2號洋房
Her Bathroom 女主人浴室	VRV A/C (Indoor Unit) 可變冷媒流量空調系統 (室內機)	Daikin 大金	FXSP28BA	✓	-
	Electric Water Heater 電熱水爐	Stiebel Eltron 斯寶亞創	DEL 27SLi	✓	-
	Exhaust Air Fan 抽氣扇	Imasu 伊馬司	MBF200B	✓	-
Bathroom 浴室	VRV A/C (Indoor Unit) 可變冷媒流量空調系統 (室內機)	Daikin 大金	FXSP28BA	-	✓
	Electric Water Heater 電熱水爐	Stiebel Eltron 斯寶亞創	DEL 27SLi	-	✓
	Exhaust Air Fan 抽氣扇	Imasu 伊馬司	MBF150L	-	✓
Bathroom 1 浴室 1	Electric Water Heater 電熱水爐	Stiebel Eltron 斯寶亞創	DEL 27SLi	✓	✓
	Exhaust Air Fan 抽氣扇	Imasu 伊馬司	MBF200B	✓	✓
Bathroom 2 浴室 2	Electric Water Heater 電熱水爐	Stiebel Eltron 斯寶亞創	DEL 27SLi	✓	✓
	Exhaust Air Fan 抽氣扇	Imasu 伊馬司	MBF125	✓	✓
Bathroom 3 浴室 3	Electric Water Heater 電熱水爐	Stiebel Eltron 斯寶亞創	DEL 27SLi	✓	✓
	Exhaust Air Fan 抽氣扇	Imasu 伊馬司	MBF125	✓	✓
Bathroom 4 浴室 4	VRV A/C (Indoor Unit) 可變冷媒流量空調系統 (室內機)	Daikin 大金	FXMP140AB	✓	-
	Electric Water Heater 電熱水爐	Stiebel Eltron 斯寶亞創	DEL 27SLi	✓	-
	Exhaust Air Fan 抽氣扇	Imasu 伊馬司	MBF125	✓	-
Powder Room on G/F 地下化妝間	VRV A/C (Indoor Unit) 可變冷媒流量空調系統 (室內機)	Daikin 大金	FXMP140AB	✓	-
	Electric Water Heater 電熱水爐	Stiebel Eltron 斯寶亞創	DHM 6/DEL 21SLi	✓	✓
	Exhaust Air Fan 抽氣扇	Imasu 伊馬司	MBF125	✓	✓
Powder Room on 3/F 3樓化妝間	Electric Water Heater 電熱水爐	Stiebel Eltron 斯寶亞創	DHM 6	-	✓
	Exhaust Air Fan 抽氣扇	Imasu 伊馬司	MBF125	-	✓
Powder Room 1 化妝間 1	Electric Water Heater 電熱水爐	Stiebel Eltron 斯寶亞創	DHM 6	✓	✓
	Exhaust Air Fan 抽氣扇	Imasu 伊馬司	MBF125	✓	✓
Powder Room 2 化妝間 2	Electric Water Heater 電熱水爐	Stiebel Eltron 斯寶亞創	DHM 6	✓	-
	Exhaust Air Fan 抽氣扇	Imasu 伊馬司	MBF125	✓	-
Powder Room 3 化妝間 3	Electric Water Heater 電熱水爐	Stiebel Eltron 斯寶亞創	DHM 6	✓	-
	Exhaust Air Fan 抽氣扇	Imasu 伊馬司	MBF125	✓	-
Lavatory 洗手間	Electric Water Heater 電熱水爐	Stiebel Eltron 斯寶亞創	DHM 6/DEL 21SLi	-	✓
	Exhaust Air Fan 抽氣扇	Imasu 伊馬司	MBF125	-	✓
Lavatory 1 洗手間 1	Electric Water Heater 電熱水爐	Stiebel Eltron 斯寶亞創	DHM 6	✓	-
	Exhaust Air Fan 抽氣扇	Imasu 伊馬司	MBF125	✓	-
Utility Room 工作間	VRV A/C (Indoor Unit) 可變冷媒流量空調系統 (室內機)	Daikin 大金	FXSP28BA	✓	-
	Exhaust Air Fan 抽氣扇	Imasu 伊馬司	MBF125	✓	-
	Electric Water Heater 電熱水爐	Stiebel Eltron 斯寶亞創	DHM 6	✓	-
	Video Door Phone 視像對講機	Siedle	AHTV-870-0	✓	-

Notes:
i. The symbol "-" as shown in the above table denotes "Not provided" or "Not applicable".
ii. The Vendor undertakes that if lifts or appliances of the specified brand name or model number are not installed in the Development, lifts or appliances of comparable quality will be installed.

備註：
i. 上表「 - 」代表不提供或不適用。
ii. 賣方承諾如發展項目中沒有安裝指明的品牌名稱或產品型號的升降機或設備，便會安裝品質相若的升降機或設備。

Appliances Schedule
設備説明表

Location 位置	Appliances 設備	Brand Name 品牌名稱	Model Number 產品型號	Villa 洋房	
				Villa 1 1號洋房	Villa 2 2號洋房
Utility Room 工作間	MCB Board 總電掣箱	Schneider 施耐德	C120N SERIES	✓	-
	MCCB Board 總電掣箱 (高容量)	Schneider 施耐德	COMPACT NSX SERIES	✓	-
Kitchen 廚房	VRV A/C (Indoor Unit) 可變冷媒流量空調系統 (室內機)	Daikin 大金	FXSP56BA/FXMP140AB	✓	✓
	Central Controller 中央控制器	Daikin 大金	DCM601A51	✓	✓
	Video Door Phone 視像對講機	Siedle	AHTV-870-0	✓	-
	Electric Water Heater 電熱水爐	Stiebel Eltron 斯寶亞創	DEL 21SLi	✓	✓
	Exhaust Air Fan 抽氣扇	Imasu 伊馬司	MSF18-8	✓	✓
	Fresh Air Fan 鮮風扇	Imasu 伊馬司	MBF125	✓	✓
Chinese Kitchen 中式廚房	VRV A/C (Indoor Unit) 可變冷媒流量空調系統 (室內機)	Daikin 大金	FXSP56BA	✓	-
	Electric Water Heater 電熱水爐	Stiebel Eltron 斯寶亞創	DEL 21SLi	✓	-
	Fresh Air Fan 鮮風扇	Imasu 伊馬司	MBF125/MBF200B	✓	-
Maid's Bathroom 工人浴室	Electric Water Heater 電熱水爐	Stiebel Eltron 斯寶亞創	DHM 6/DEL 21SLi	✓	-
	Exhaust Air Fan 抽氣扇	Imasu 伊馬司	MBF125	✓	-
Maid's Bathroom 2 工人浴室 2	Electric Water Heater 電熱水爐	Stiebel Eltron 斯寶亞創	DEL 21SLi	✓	-
	Exhaust Air Fan 抽氣扇	Imasu 伊馬司	MBF125	✓	-
Maid's Bathroom 3 工人浴室 3	Electric Water Heater 電熱水爐	Stiebel Eltron 斯寶亞創	DEL 21SLi	✓	-
	Exhaust Air Fan 抽氣扇	Imasu 伊馬司	MBF125	✓	-
Maid's Room 工人房	VRV A/C (Indoor Unit) 可變冷媒流量空調系統 (室內機)	Daikin 大金	FXSP28BA/FXMP140AB	-	✓
	Exhaust Air Fan 抽氣扇	Imasu 伊馬司	MBF125	-	✓
	Electric Water Heater 電熱水爐	Stiebel Eltron 斯寶亞創	DEL 21SLi	-	✓
	Video Door Phone 視像對講機	Siedle	AHTV-870-0	-	✓
	MCB Board 總電掣箱	Schneider 施耐德	C120N SERIES	-	✓
Store 儲物間	VRV A/C (Indoor Unit) 可變冷媒流量空調系統 (室內機)	Daikin 大金	FXAQ 25PVE	-	✓
	Video Door Phone 視像對講機	Siedle	AHTV-870-0	-	✓
Pantry 備餐間	VRV A/C (Indoor Unit) 可變冷媒流量空調系統 (室內機)	Daikin 大金	FXSP28BA	-	✓
	Exhaust Air Fan 抽氣扇	Imasu 伊馬司	MBF125	-	✓
Laundry 洗衣間	VRV A/C (Indoor Unit) 可變冷媒流量空調系統 (室內機)	Daikin 大金	FXSP45BA	-	✓
	Exhaust Air Fan 抽氣扇	Imasu 伊馬司	MBF125	-	✓
Entertainment Room 娛樂室	VRV A/C (Indoor Unit) 可變冷媒流量空調系統 (室內機)	Daikin 大金	FXSP56BA	-	✓
Staircase on Roof 天台樓梯	VRV A/C (Indoor Unit) 可變冷媒流量空調系統 (室內機)	Daikin 大金	FXSP56BA	✓	✓
Air-Conditioning Plant Room on Roof 天台冷氣機房	VRV A/C (Outdoor Unit) 可變冷媒流量空調系統 (室外機)	Daikin 大金	RHXYQ10SYI/ RHXYQ12SYI/ RHXYQ16SYI	✓	✓
Air-Conditioning Plant Room on B/F 地庫冷氣機房	Swimming Pool Heat Pump 游泳池熱泵	Rheem	HWP60-3	✓	✓
	VRV A/C (Outdoor Unit) 可變冷媒流量空調系統 (室外機)	Daikin 大金	RHXYQ10SYI/ RHXYQ12SYI/ RHXYQ16SYI	✓	✓

Notes:
i. The symbol "-" as shown in the above table denotes "Not provided" or "Not applicable".
ii. The Vendor undertakes that if lifts or appliances of the specified brand name or model number are not installed in the Development, lifts or appliances of comparable quality will be installed.

備註：
i. 上表「 - 」代表不提供或不適用。
ii. 賣方承諾如發展項目中沒有安裝指明的品牌名稱或產品型號的升降機或設備，便會安裝品質相若的升降機或設備。

Schedule of Mechanical & Electrical Provisions
機電裝置數量説明表

Unit 單位	Location 位置	Items 項目					
		Lighting Point 燈位	Lighting Switch 燈掣	Door Bell Push Button 門鈴按鈕	Door Bell 門鈴	13A Single Socket Outlet 13安培單位電插座	13A Twin Socket Outlet 13安培雙位電插座
Garden Unit A 花園單位A	Private Lift Lobby 私人升降機大堂	1	-	1	-	-	1
	Foyer 前廳	2	3	-	-	-	3
	Dining Room 飯廳	3	4	-	-	-	10
	Living Room (Including Pantry) 客廳(連備餐間)	5	4	-	-	-	12
	Family Room (Including Pantry) 家庭廳(連備餐間)	5	3	-	-	-	10
	Multi-Function Room 多用途房間	3	1	-	-	-	5
	Sitting Area 起居室	3	2	-	-	-	5
	Master Bedroom 主人睡房	2	4	-	-	-	8
	Bedroom 1 睡房 1	2	2	-	-	-	7
	Bedroom 2 (Including Walk-in Closet) 睡房2 (連衣帽間)	3	3	-	-	-	9
	Bedroom 3 (Including Walk-in Closet) 睡房3 (連衣帽間)	3	3	-	-	-	7
	His Bathroom 男主人浴室	3	-	-	-	1	-
	Her Bathroom 女主人浴室	6	-	-	-	-	-
	Bathroom 1 浴室 1	2	-	-	-	2	-
	Bathroom 2 浴室 2	2	-	-	-	2	-
	Bathroom 3 浴室 3	2	-	-	-	2	-
	Bathroom 4 浴室 4	3	-	-	-	1	-
	Bathroom 5 浴室 5	4	-	-	-	2	-
	Powder Room 化妝間	1	-	-	-	1	-
	Balcony (Leading to Dining Room) 露台(往飯廳)	1	-	-	-	-	-
	Kitchen (Including Pantry) 廚房(連備餐間)	13	3	-	2	5	5
	Store on UG/F 地下高層儲物間	2	1	-	-	-	-
	Store on 2/F 2樓儲物間	1	1	-	-	-	1
	Maid's Room 工人房	1	1	-	-	-	3
	Utility Room (Including Lavatory) 工作間(連洗手間)	9	2	-	-	1	3
	Garden (Including Swimming Pool) 花園(連游泳池)	7	1	-	-	-	-
	Lavatory on UG/F 地下高層洗手間	2	-	-	-	-	-
	Walk-in Closet (Next to His Bathroom) 衣帽間(男主人浴室旁)	1	1	-	-	-	1
	Walk-in Closet (Next to Her Bathroom) 衣帽間(女主人浴室旁)	1	1	-	-	-	2
	Staircase of UG/F to 2/F 地下高層至2樓樓梯	1	2	-	-	-	-
	Corridor on UG/F 地下高層走廊	1	1	-	-	-	2

Note 1:
"Garden Unit A" means Garden Unit A on UG/F, 1/F and 2/F of Tower 1

Note 2:
i. The symbol "-" as shown in the above table denotes "Not provided" or "Not applicable".
ii. "1, 2, ..." denotes the quantity of such provision(s) provided in the residential unit.
iii. The quantity of the lighting switch shown in the schedule denotes the quantity of switch faceplate.

備註1:
「花園單位A」是指第1座地下高層、1樓及2樓之花園單位A

備註2:
i. 上表「 - 」代表不提供或不適用。
ii. 「1, 2, ...」表示提供於該住宅單位內的裝置數量。
iii. 説明表所顯示的燈掣數量是表示燈掣面板的數量。

Schedule of Mechanical & Electrical Provisions
機電裝置數量説明表

Items 項目										
Weather-proof Single Socket Outlet 防水單位電插座	Air-Conditioner Indoor Unit Connection Point 冷氣室內機接駁點	Gas Connection Point for Cooker 煮食爐煤氣接駁點	Connection Point for WIFI 無線網絡接駁點	Security Keypad 電子保安控制板	Video Door Phone 視像對講機	TV/FM Outlet 電視/電台天線插座	Telephone Outlet 電話插座	Fiber Outlet 光纖插座	Connection Point for Now TV Now TV 接駁點	Lift Call Button 電梯呼叫按鈕
-	-	-	-	-	-	-	-	-	-	-
-	1	-	-	1	1	-	-	-	-	-
-	4	-	1	-	-	3	2	3	3	1
-	6	-	1	-	-	3	2	3	3	-
-	3	-	1	-	1	2	2	2	2	-
-	2	-	1	-	-	1	1	1	1	-
-	2	-	1	-	-	1	1	1	1	-
-	2	-	1	-	1	2	1	2	2	-
-	1	-	1	-	-	1	1	1	1	-
-	2	-	1	-	-	2	1	1	1	-
-	3	-	1	-	-	1	1	1	1	-
-	1	-	-	-	-	-	-	-	-	-
-	1	-	-	-	-	-	-	-	-	-
-	-	-	-	-	-	-	-	-	-	-
-	-	-	-	-	-	-	-	-	-	-
-	-	-	-	-	-	-	-	-	-	-
-	-	-	-	-	-	-	-	-	-	-
-	-	-	-	-	-	-	-	-	-	-
-	-	-	-	-	-	-	-	-	-	-
-	-	-	-	-	-	-	-	-	-	-
1	-	-	-	-	-	-	-	-	-	-
-	2	2	-	-	-	1	1	1	-	-
-	1	-	-	-	-	-	-	-	-	-
-	1	-	-	-	-	-	-	-	-	-
-	1	-	-	-	1	1	1	-	-	-
-	1	-	-	-	1	-	-	-	-	-
1	-	-	-	-	-	-	-	-	-	-
-	-	-	-	-	-	-	-	-	-	-
-	1	-	-	-	-	-	-	-	-	-
-	1	-	-	-	-	-	-	-	-	-
-	1	-	-	-	-	-	-	-	-	-
-	-	-	-	-	-	-	-	-	-	-
-	-	-	-	-	-	1	1	1	1	-

Note 1:
"Garden Unit A" means Garden Unit A on UG/F, 1/F and 2/F of Tower 1

Note 2:
i. The symbol "-" as shown in the above table denotes "Not provided" or "Not applicable".
ii. "1, 2, ..." denotes the quantity of such provision(s) provided in the residential unit.
iii. The quantity of the lighting switch shown in the schedule denotes the quantity of switch faceplate.

備註1：
「花園單位A」是指第1座地下高層、1樓及2樓之花園單位A

備註2：
i. 上表「 - 」代表不提供或不適用。
ii.「1, 2, ...」表示提供於該住宅單位內的裝置數量。
iii.説明表所顯示的燈掣數量是表示燈掣面板的數量。

Schedule of Mechanical & Electrical Provisions
機電裝置數量説明表

Unit 單位	Location 位置	Items 項目					
		Exhaust Air Fan Connection Point 抽氣扇接駁點	Fresh Air Fan Connection Point 鮮氣扇接駁點	Exhaust Air Fan Switch 抽氣扇開關掣	Isolator for Electric Water Heater 電熱水爐隔離開關	Electric Water Heater Switch 電熱水爐掣	Panic Alarm Button 緊急呼叫掣
Garden Unit A 花園單位A	Private Lift Lobby 私人升降機大堂	-	-	-	-	-	-
	Foyer 前廳	-	-	-	-	-	-
	Dining Room 飯廳	-	-	1	-	1	-
	Living Room (Including Pantry) 客廳(連備餐間)	-	-	-	-	-	-
	Family Room (Including Pantry) 家庭廳(連備餐間)	1	-	1	-	-	-
	Multi-Function Room 多用途房間	-	-	-	-	-	-
	Sitting Area 起居室	-	-	1	-	1	-
	Master Bedroom 主人睡房	-	-	-	-	-	-
	Bedroom 1 睡房 1	-	-	1	-	1	-
	Bedroom 2 (Including Walk-in Closet) 睡房2 (連衣帽間)	-	-	1	-	1	-
	Bedroom 3 (Including Walk-in Closet) 睡房3 (連衣帽間)	-	-	1	-	1	-
	His Bathroom 男主人浴室	2	-	-	2	-	1
	Her Bathroom 女主人浴室	2	-	-	2	-	1
	Bathroom 1 浴室 1	1	-	-	1	-	-
	Bathroom 2 浴室 2	1	-	-	1	-	-
	Bathroom 3 浴室 3	1	-	-	1	-	-
	Bathroom 4 浴室 4	1	-	-	1	-	-
	Bathroom 5 浴室 5	1	-	-	1	-	-
	Powder Room 化妝間	1	-	-	1	-	-
	Balcony (Leading to Dining Room) 露台(往飯廳)	-	-	-	-	-	-
	Kitchen (Including Pantry) 廚房(連備餐間)	2	2	1	2	1	-
	Store on UG/F 地下高層儲物間	-	-	1	-	1	-
	Store on 2/F 2樓儲物間	-	-	-	-	-	-
	Maid's Room 工人房	-	-	-	-	-	-
	Utility Room (Including Lavatory) 工作間(連洗手間)	1	-	1	1	1	-
	Garden (Including Swimming Pool) 花園(連游泳池)	-	-	-	-	-	-
	Lavatory on UG/F 地下高層洗手間	1	-	-	-	-	-
	Walk-in Closet (Next to His Bathroom) 衣帽間(男主人浴室旁)	-	-	2	-	2	-
	Walk-in Closet (Next to Her Bathroom) 衣帽間(女主人浴室旁)	-	-	2	-	2	-
	Staircase of UG/F to 2/F 地下高層至2樓樓梯	-	-	-	-	-	-
	Corridor on UG/F 地下高層走廊	-	-	-	-	-	-

Note 1:
"Garden Unit A" means Garden Unit A on UG/F, 1/F and 2/F of Tower 1

Note 2:
i. The symbol "-" as shown in the above table denotes "Not provided" or "Not applicable".
ii. "1, 2, ..." denotes the quantity of such provision(s) provided in the residential unit.
iii. The quantity of the lighting switch shown in the schedule denotes the quantity of switch faceplate.

備註1:
「花園單位A」是指第1座地下高層、1樓及2樓之花園單位A

備註2:
i. 上表「 - 」代表不提供或不適用。
ii.「1, 2, ...」表示提供於該住宅單位內的裝置數量。
iii.説明表所顯示的燈掣數量是表示燈掣面板的數量。

Schedule of Mechanical & Electrical Provisions
機電裝置數量説明表

Items 項目									
VRV Central Controller VRV 分體空調中央控制器	Washing Machine Connection Point (Water Outlet) 洗衣機接駁點（出水位）	Washing Machine Connection Point (Water Inlet) 洗衣機接駁點（入水位）	Cable Connection Unit 接線位	MCB Board 總電掣箱	MCCB Board 總電掣箱（高容量）	Network Rack 網絡機架	Isolator for VRV Outdoor Unit VRV 空調室外機隔離開關	Isolator for Swimming Pool Heat Pump 游泳池熱泵隔離開關	Isolator for Swimming Pool Filtration System 游泳池系統隔離開關
-	-	-	-	-	-	-	-	-	-
-	-	-	-	-	-	-	-	-	-
-	-	-	-	-	-	-	-	-	-
-	-	-	-	-	-	-	-	-	-
-	-	-	-	-	-	-	-	-	-
-	-	-	-	-	-	-	-	-	-
-	-	-	-	-	-	-	-	-	-
-	-	-	-	-	-	-	-	-	-
-	-	-	-	-	-	-	-	-	-
-	-	-	-	-	-	-	-	-	-
-	-	-	-	-	-	-	-	-	-
-	-	-	-	-	-	-	-	-	-
-	-	-	-	-	-	-	-	-	-
-	-	-	-	-	-	-	-	-	-
-	-	-	-	-	-	-	-	-	-
-	-	-	-	-	-	-	-	-	-
-	-	-	-	-	-	-	-	-	-
-	-	-	-	-	-	-	-	-	-
-	-	-	2	-	-	-	-	-	-
-	-	-	-	-	-	-	-	-	-
-	-	-	-	1	-	-	-	-	-
-	-	-	-	-	-	1	-	-	-
-	1	1	-	3	1	-	-	-	-
-	-	-	-	-	-	-	2	1	1
-	-	-	-	-	-	-	-	-	-
-	-	-	-	-	-	-	-	-	-
-	-	-	-	-	-	-	-	-	-
-	-	-	-	-	-	-	-	-	-
-	-	-	-	-	-	-	-	-	-

Note 1:
"Garden Unit A" means Garden Unit A on UG/F, 1/F and 2/F of Tower 1

Note 2:
i. The symbol "-" as shown in the above table denotes "Not provided" or "Not applicable".
ii. "1, 2, ..." denotes the quantity of such provision(s) provided in the residential unit.
iii. The quantity of the lighting switch shown in the schedule denotes the quantity of switch faceplate.

備註1：
「花園單位A」是指第1座地下高層、1樓及2樓之花園單位A

備註2：
i. 上表「 - 」代表不提供或不適用。
ii.「1, 2, ...」表示提供於該住宅單位內的裝置數量。
iii.説明表所顯示的燈掣數量是表示燈掣面板的數量。

Schedule of Mechanical & Electrical Provisions
機電裝置數量説明表

Unit 單位	Location 位置	Items 項目					
		Lighting Point 燈位	Lighting Switch 燈掣	Door Bell Push Button 門鈴按鈕	Door Bell 門鈴	13A Single Socket Outlet 13安培單位電插座	13A Twin Socket Outlet 13安培雙位電插座
Garden Unit B 花園單位B	Private Lift Lobby on UG/F 地下高層私人升降機大堂	4	1	-	-	-	2
	Private Lift Lobby on 1/F 1樓私人升降機大堂	1	-	1	-	-	1
	Foyer 前廳	3	5	-	-	-	6
	Dining Room 飯廳	2	2	-	-	-	9
	Living Room (Including Pantry) 客廳(連備餐間)	8	7	-	-	-	12
	Family Room (Including Pantry) 家庭廳(連備餐間)	7	4	-	-	-	14
	Multi-Function Room 多用途房間	2	1	-	-	-	2
	Master Bedroom 主人睡房	4	3	-	-	-	9
	Bedroom 1 睡房 1	3	2	-	-	-	7
	Bedroom 2 (Including Walk-in Closet) 睡房 2(連衣帽間)	3	3	-	-	-	8
	Bedroom 3 睡房 3	2	2	-	-	-	7
	Bedroom 4 睡房 4	3	2	-	-	-	7
	His Bathroom 男主人浴室	3	-	-	-	1	-
	Her Bathroom 女主人浴室	6	-	-	-	2	-
	Bathroom 1 浴室 1	2	-	-	-	2	-
	Bathroom 2 浴室 2	2	-	-	-	2	-
	Bathroom 3 浴室 3	2	-	-	-	2	-
	Bathroom 4 浴室 4	2	-	-	-	1	-
	Bathroom 5 浴室 5	5	-	-	-	2	-
	Powder Room 1 化妝間 1	1	-	-	-	1	-
	Powder Room 2 化妝間 2	1	-	-	-	1	-
	Balcony (Leading to Dining Room) 露台(往飯廳)	1	-	-	-	-	-
	Kitchen (Including Pantry) 廚房(連備餐間)	15	3	-	2	7	7
	Store on UG/F 地下高層儲物間	2	1	-	-	1	-
	Store 1 儲物間 1	1	-	-	-	-	1
	Store 2 (Including Lavatory) 儲物間 2(連洗手間)	2	2	-	-	1	3
	Utility Room 工作間	1	1	-	-	-	2
	Garden (Including Swimming Pool) 花園(連游泳池)	12	2	-	-	-	-
	Lavatory on UG/F 地下高層洗手間	2	-	-	-	-	-
	Walk-in Closet (Next to His Bathroom) 衣帽間(男主人浴室旁)	1	1	-	-	-	2
	Walk-in Closet (Next to Her Bathroom) 衣帽間(女主人浴室旁)	1	1	-	-	-	2
	Staircase of 1/F to 2/F 1樓至2樓樓梯	2	-	-	-	-	-

Note 1:
"Garden Unit B" means Garden Unit B on UG/F, 1/F and 2/F of Tower 1

Note 2:
i. The symbol "-" as shown in the above table denotes "Not provided" or "Not applicable".
ii. "1, 2, ..." denotes the quantity of such provision(s) provided in the residential unit.
iii. The quantity of the lighting switch shown in the schedule denotes the quantity of switch faceplate.

備註1:
「花園單位B」是指第1座地下高層、1樓及2樓之花園單位B

備註2:
i. 上表「 - 」代表不提供或不適用。
ii. 「1, 2, ...」表示提供於該住宅單位內的裝置數量。
iii. 説明表所顯示的燈掣數量是表示燈掣面板的數量。

Schedule of Mechanical & Electrical Provisions
機電裝置數量説明表

Items 項目										
Weather-proof Single Socket Outlet 防水單位電插座	Air-Conditioner Indoor Unit Connection Point 冷氣室內機接駁點	Gas Connection Point for Cooker 煮食爐煤氣接駁點	Connection Point for WIFI 無線網絡接駁點	Security Keypad 電子保安控制板	Video Door Phone 視像對講機	TV/FM Outlet 電視/電台天線插座	Telephone Outlet 電話插座	Fiber Outlet 光纖插座	Connection Point for Now TV Now TV 接駁點	Lift Call Button 電梯呼叫按鈕
-	1	-	-	-	-	-	-	-	-	-
-	-	-	-	-	-	-	-	-	-	-
-	2	-	-	1	1	-	-	-	-	-
-	3	-	1	-	-	3	2	3	3	1
-	6	-	1	-	-	3	2	3	3	-
-	4	-	1	-	1	4	4	4	4	-
-	1	-	1	-	-	-	-	-	-	-
-	2	-	1	-	1	2	1	2	2	-
-	1	-	1	-	-	1	1	1	1	-
-	2	-	1	-	-	1	1	1	1	-
-	1	-	1	-	-	1	1	1	1	-
-	2	-	-	-	-	1	1	1	1	-
-	1	-	-	-	-	-	-	-	-	-
-	1	-	-	-	-	-	-	-	-	-
-	-	-	-	-	-	-	-	-	-	-
-	-	-	-	-	-	-	-	-	-	-
-	-	-	-	-	-	-	-	-	-	-
-	-	-	-	-	-	-	-	-	-	-
-	-	-	-	-	-	-	-	-	-	-
-	-	-	-	-	-	-	-	-	-	-
-	-	-	-	-	-	-	-	-	-	-
-	-	-	-	-	-	-	-	-	-	-
1	-	-	-	-	-	-	-	-	-	-
-	2	2	-	-	-	1	1	1	-	-
-	1	-	-	-	-	-	-	-	-	-
-	1	-	-	-	-	-	-	-	-	-
-	1	-	-	-	-	1	1	-	-	-
-	1	-	-	-	1	-	-	-	-	-
1	-	-	-	-	-	-	-	-	-	-
-	-	-	-	-	-	-	-	-	-	-
-	1	-	-	-	-	-	-	-	-	-
-	1	-	-	-	-	-	-	-	-	-
-	-	-	-	-	-	-	-	-	-	-

Note 1:
"Garden Unit B" means Garden Unit B on UG/F, 1/F and 2/F of Tower 1

Note 2:
i. The symbol "-" as shown in the above table denotes "Not provided" or "Not applicable".
ii. "1, 2, ..." denotes the quantity of such provision(s) provided in the residential unit.
iii. The quantity of the lighting switch shown in the schedule denotes the quantity of switch faceplate.

備註1：
「花園單位B」是指第1座地下高層、1樓及2樓之花園單位B

備註2：
i. 上表「 - 」代表不提供或不適用。
ii. 「1, 2, ...」表示提供於該住宅單位內的裝置數量。
iii. 説明表所顯示的燈掣數量是表示燈掣面板的數量。

Schedule of Mechanical & Electrical Provisions
機電裝置數量説明表

Unit 單位	Location 位置	Items 項目					
		Exhaust Air Fan Connection Point 抽氣扇接駁點	Fresh Air Fan Connection Point 鮮氣扇接駁點	Exhaust Air Fan Switch 抽氣扇開關掣	Isolator for Electric Water Heater 電熱水爐隔離開關	Electric Water Heater Switch 電熱水爐掣	Panic Alarm Button 緊急呼叫掣
Garden Unit B 花園單位B	Private Lift Lobby on UG/F 地下高層私人升降機大堂	-	-	-	-	-	-
	Private Lift Lobby on 1/F 1樓私人升降機大堂	-	-	-	-	-	-
	Foyer 前廳	-	-	-	-	-	-
	Dining Room 飯廳	-	-	-	-	-	-
	Living Room (Including Pantry) 客廳(連備餐間)	-	-	-	-	-	-
	Family Room (Including Pantry) 家庭廳(連備餐間)	1	-	1	-	-	-
	Multi-Function Room 多用途房間	1	-	1	-	-	-
	Master Bedroom 主人睡房	-	-	-	-	-	-
	Bedroom 1 睡房 1	-	-	-	-	-	-
	Bedroom 2 (Including Walk-in Closet) 睡房 2(連衣帽間)	-	-	-	-	-	-
	Bedroom 3 睡房 3	-	-	-	-	-	-
	Bedroom 4 睡房 4	-	-	-	-	-	-
	His Bathroom 男主人浴室	2	-	1	2	2	1
	Her Bathroom 女主人浴室	2	-	1	2	2	1
	Bathroom 1 浴室 1	1	-	1	1	1	-
	Bathroom 2 浴室 2	1	-	1	1	1	-
	Bathroom 3 浴室 3	1	-	1	1	1	-
	Bathroom 4 浴室 4	1	-	1	1	1	-
	Bathroom 5 浴室 5	1	-	1	1	1	-
	Powder Room 1 化妝間 1	1	-	1	1	1	-
	Powder Room 2 化妝間 2	1	-	1	1	1	-
	Balcony (Leading to Dining Room) 露台(往飯廳)	-	-	-	-	-	-
	Kitchen (Including Pantry) 廚房(連備餐間)	4	2	1	1	1	-
	Store on UG/F 地下高層儲物間	-	-	-	-	-	-
	Store 1 儲物間 1	-	-	-	-	-	-
	Store 2 (Including Lavatory) 儲物間 2(連洗手間)	1	-	1	1	1	-
	Utility Room 工作間	-	-	-	-	-	-
	Garden (Including Swimming Pool) 花園(連游泳池)	-	-	-	-	-	-
	Lavatory on UG/F 地下高層洗手間	1	-	1	1	1	-
	Walk-in Closet (Next to His Bathroom) 衣帽間(男主人浴室旁)	-	-	-	-	-	-
	Walk-in Closet (Next to Her Bathroom) 衣帽間(女主人浴室旁)	-	-	-	-	-	-
	Staircase of 1/F to 2/F 1樓至2樓樓梯	-	-	-	-	-	-

Note 1:
"Garden Unit B" means Garden Unit B on UG/F, 1/F and 2/F of Tower 1

Note 2:
i. The symbol "-" as shown in the above table denotes "Not provided" or "Not applicable".
ii. "1, 2, ..." denotes the quantity of such provision(s) provided in the residential unit.
iii. The quantity of the lighting switch shown in the schedule denotes the quantity of switch faceplate.

備註1:
「花園單位B」是指第1座地下高層、1樓及2樓之花園單位B

備註2:
i. 上表「 - 」代表不提供或不適用。
ii. 「1, 2, ...」表示提供於該住宅單位內的裝置數量。
iii. 説明表所顯示的燈掣數量是表示燈掣面板的數量。

Schedule of Mechanical & Electrical Provisions
機電裝置數量說明表

Items 項目									
VRV Central Controller VRV 分體空調中央控制器	Washing Machine Connection Point (Water Outlet) 洗衣機接駁點（出水位）	Washing Machine Connection Point (Water Inlet) 洗衣機接駁點（入水位）	Cable Connection Unit 接線位	MCB Board 總電掣箱	MCCB Board 總電掣箱（高容量）	Network Rack 網絡機架	Isolator for VRV Outdoor Unit VRV 空調室外機隔離開關	Isolator for Swimming Pool Heat Pump 游泳池熱泵隔離開關	Isolator for Swimming Pool Filtration System 游泳池系統隔離開關
-	-	-	-	-	-	-	-	-	-
-	-	-	-	-	-	-	-	-	-
-	-	-	-	-	-	-	-	-	-
-	-	-	-	-	-	-	-	-	-
-	-	-	-	-	-	-	-	-	-
-	-	-	-	-	-	-	-	-	-
-	-	-	-	-	-	-	-	-	-
-	-	-	-	-	-	-	-	-	-
-	-	-	-	-	-	-	-	-	-
-	-	-	-	-	-	-	-	-	-
-	-	-	-	-	-	-	-	-	-
-	-	-	-	-	-	-	-	-	-
-	-	-	-	-	-	-	-	-	-
-	-	-	-	-	-	-	-	-	-
-	-	-	-	-	-	-	-	-	-
-	-	-	-	-	-	-	-	-	-
-	-	-	-	-	-	-	-	-	-
-	-	-	-	-	-	-	-	-	-
-	-	-	-	-	-	-	-	-	-
-	-	-	-	-	-	-	-	-	-
-	-	-	-	-	-	-	-	-	-
-	-	-	-	-	-	-	-	-	-
1	-	-	10	1	-	-	-	-	-
-	-	-	-	-	-	-	-	-	-
-	-	-	-	3	1	-	-	-	-
-	-	-	-	-	-	1	-	-	-
-	1	1	-	-	-	-	-	-	-
-	-	-	-	-	-	-	2	1	1
-	-	-	-	-	-	-	-	-	-
-	-	-	-	-	-	-	-	-	-
-	-	-	-	-	-	-	-	-	-
-	-	-	-	-	-	-	-	-	-

Note 1:
"Garden Unit B" means Garden Unit B on UG/F, 1/F and 2/F of Tower 1

Note 2:
i. The symbol "-" as shown in the above table denotes "Not provided" or "Not applicable".
ii. "1, 2, ..." denotes the quantity of such provision(s) provided in the residential unit.
iii. The quantity of the lighting switch shown in the schedule denotes the quantity of switch faceplate.

備註1：
「花園單位B」是指第1座地下高層、1樓及2樓之花園單位B

備註2：
i. 上表「 - 」代表不提供或不適用。
ii.「1, 2, ...」表示提供於該住宅單位內的裝置數量。
iii.說明表所顯示的燈掣數量是表示燈掣面板的數量。

Schedule of Mechanical & Electrical Provisions
機電裝置數量説明表

Unit 單位	Location 位置	Items 項目					
		Lighting Point 燈位	Lighting Switch 燈掣	Door Bell Push Button 門鈴按鈕	Door Bell 門鈴	13A Single Socket Outlet 13安培單位電插座	13A Twin Socket Outlet 13安培雙位電插座
Garden Unit C 花園單位C	Private Lift Lobby on UG/F 地下高層私人升降機大堂	4	1	-	-	-	2
	Private Lift Lobby on 1/F 1樓私人升降機大堂	1	-	1	-	-	1
	Foyer 前廳	3	4	-	-	-	6
	Dining Room 飯廳	3	2	-	-	-	9
	Living Room (Including Pantry) 客廳(連備餐間)	7	6	-	-	-	13
	Family Room (Including Pantry) 家庭廳(連備餐間)	7	5	-	-	-	8
	Multi-Function Room 多用途房間	2	2	-	-	-	8
	Master Bedroom 主人睡房	6	4	-	-	-	10
	Bedroom 1 睡房 1	2	2	-	-	-	7
	Bedroom 2 (Including Walk-in Closet) 睡房 2 (連衣帽間)	3	3	-	-	-	7
	Bedroom 3 (Including Walk-in Closet) 睡房 3 (連衣帽間)	2	2	-	-	-	7
	Bedroom 4 睡房 4	2	2	-	-	-	7
	His Bathroom 男主人浴室	3	-	-	-	1	-
	Her Bathroom 女主人浴室	5	-	-	-	2	-
	Bathroom 1 浴室 1	2	-	-	-	2	-
	Bathroom 2 浴室 2	2	-	-	-	2	-
	Bathroom 3 浴室 3	2	-	-	-	2	-
	Bathroom 4 浴室 4	2	-	-	-	1	-
	Bathroom 5 浴室 5	5	-	-	-	2	-
	Bathroom 6 浴室 6	3	-	-	-	1	-
	Powder Room 1 化妝間 1	1	-	-	-	1	-
	Balcony (Leading to Dining Room) 露台(往飯廳)	1	-	-	-	-	-
	Kitchen (Including Pantry) 廚房(連備餐間)	16	3	-	2	7	7
	Store on UG/F 地下高層儲物間	2	2	-	-	-	1
	Store 1 儲物間 1	1	1	-	-	-	1
	Store 2 (Including Lavatory) 儲物間 2(連洗手間)	2	2	-	-	1	3
	Store 3 儲物間 3	1	1	-	-	-	-
	Utility Room 工作間	1	1	-	-	-	2
	Garden (Including Swimming Pool) 花園(連游泳池)	13	2	-	-	-	-
	Lavatory on UG/F 地下高層洗手間	2	-	-	-	-	-
	Walk-in Closet (Next to His Bathroom) 衣帽間(男主人浴室旁)	1	1	-	-	-	3
	Walk-in Closet (Next to Her Bathroom) 衣帽間(女主人浴室旁)	1	1	-	-	-	3
	Staircase of 1/F to 2/F 1樓至2樓樓梯	2	-	-	-	-	-

Note 1:
"Garden Unit C" means Garden Unit C on UG/F, 1/F and 2/F of Tower 2

Note 2:
i. The symbol "-" as shown in the above table denotes "Not provided" or "Not applicable".
ii. "1, 2, ..." denotes the quantity of such provision(s) provided in the residential unit.
iii. The quantity of the lighting switch shown in the schedule denotes the quantity of switch faceplate.

備註1:
「花園單位C」是指第2座地下高層、1樓及2樓之花園單位C

備註2:
i. 上表「 - 」代表不提供或不適用。
ii. 「1, 2, ...」表示提供於該住宅單位內的裝置數量。
iii. 説明表所顯示的燈掣數量是表示燈掣面板的數量。

Schedule of Mechanical & Electrical Provisions
機電裝置數量説明表

Items 項目										
Weather-proof Single Socket Outlet 防水單位電插座	Air-Conditioner Indoor Unit Connection Point 冷氣室內機接駁點	Gas Connection Point for Cooker 煮食爐煤氣接駁點	Connection Point for WIFI 無線網絡接駁點	Security Keypad 電子保安控制板	Video Door Phone 視像對講機	TV/FM Outlet 電視/電台天線插座	Telephone Outlet 電話插座	Fiber Outlet 光纖插座	Connection Point for Now TV Now TV 接駁點	Lift Call Button 電梯呼叫按鈕
-	1	-	-	-	-	-	-	-	-	-
-	-	-	-	-	-	-	-	-	-	-
-	2	-	-	1	1	-	-	-	-	-
-	4	-	1	-	-	2	2	2	2	1
-	6	-	1	-	-	3	2	3	3	-
-	3	-	1	-	1	2	2	2	2	-
-	1	-	-	-	-	2	2	2	2	-
-	4	-	1	-	1	2	1	2	2	-
-	1	-	1	-	-	1	1	1	1	-
-	2	-	1	-	-	1	1	1	1	-
-	1	-	1	-	-	1	1	1	1	-
-	2	-	-	-	-	1	1	1	1	-
-	1	-	-	-	-	-	-	-	-	-
-	1	-	-	-	-	-	-	-	-	-
-	-	-	-	-	-	-	-	-	-	-
-	-	-	-	-	-	-	-	-	-	-
-	-	-	-	-	-	-	-	-	-	-
-	-	-	-	-	-	-	-	-	-	-
-	-	-	-	-	-	-	-	-	-	-
-	-	-	-	-	-	-	-	-	-	-
-	-	-	-	-	-	-	-	-	-	-
-	-	-	-	-	-	-	-	-	-	-
1	-	-	-	-	-	-	-	-	-	-
-	2	2	-	-	-	1	1	1	-	-
-	1	-	-	-	-	-	1	-	-	-
-	1	-	-	-	-	-	-	-	-	-
-	1	-	-	-	-	1	1	-	-	-
-	1	-	-	-	1	-	-	-	-	-
1	-	-	-	-	-	-	-	-	-	-
-	-	-	-	-	-	-	-	-	-	-
-	1	-	-	-	-	-	-	-	-	-
-	1	-	-	-	-	-	-	-	-	-
-	-	-	-	-	-	-	-	-	-	-

Note 1:
"Garden Unit C" means Garden Unit C on UG/F, 1/F and 2/F of Tower 2

Note 2:
i. The symbol "-" as shown in the above table denotes "Not provided" or "Not applicable".
ii. "1, 2, ..." denotes the quantity of such provision(s) provided in the residential unit.
iii. The quantity of the lighting switch shown in the schedule denotes the quantity of switch faceplate.

備註1：
「花園單位C」是指第2座地下高層、1樓及2樓之花園單位C

備註2：
i. 上表「 - 」代表不提供或不適用。
ii.「1, 2, ...」表示提供於該住宅單位內的裝置數量。
iii.説明表所顯示的燈掣數量是表示燈掣面板的數量。

Schedule of Mechanical & Electrical Provisions
機電裝置數量説明表

Unit 單位	Location 位置	Items 項目					
		Exhaust Air Fan Connection Point 抽氣扇接駁點	Fresh Air Fan Connection Point 鮮氣扇接駁點	Exhaust Air Fan Switch 抽氣扇開關掣	Isolator for Electric Water Heater 電熱水爐隔離開關	Electric Water Heater Switch 電熱水爐掣	Panic Alarm Button 緊急呼叫掣
Garden Unit C 花園單位C	Private Lift Lobby on UG/F 地下高層私人升降機大堂	-	-	-	-	-	-
	Private Lift Lobby on 1/F 1樓私人升降機大堂	-	-	-	-	-	-
	Foyer 前廳	-	-	-	-	-	-
	Dining Room 飯廳	-	-	-	-	-	-
	Living Room (Including Pantry) 客廳(連備餐間)	-	-	-	-	-	-
	Family Room (Including Pantry) 家庭廳(連備餐間)	1	-	1	-	-	-
	Multi-Function Room 多用途房間	1	-	1	-	-	-
	Master Bedroom 主人睡房	-	-	-	-	-	-
	Bedroom 1 睡房 1	-	-	-	-	-	-
	Bedroom 2 (Including Walk-in Closet) 睡房 2 (連衣帽間)	-	-	-	-	-	-
	Bedroom 3 (Including Walk-in Closet) 睡房 3 (連衣帽間)	-	-	-	-	-	-
	Bedroom 4 睡房 4	-	-	-	-	-	-
	His Bathroom 男主人浴室	2	-	1	2	2	1
	Her Bathroom 女主人浴室	2	-	1	2	2	1
	Bathroom 1 浴室 1	1	-	1	1	1	-
	Bathroom 2 浴室 2	1	-	1	1	1	-
	Bathroom 3 浴室 3	1	-	1	1	1	-
	Bathroom 4 浴室 4	1	-	1	1	1	-
	Bathroom 5 浴室 5	1	-	1	1	1	-
	Bathroom 6 浴室 6	1	-	1	1	1	-
	Powder Room 1 化妝間 1	1	-	1	1	1	-
	Balcony (Leading to Dining Room) 露台(往飯廳)	-	-	-	-	-	-
	Kitchen (Including Pantry) 廚房(連備餐間)	4	2	1	1	1	-
	Store on UG/F 地下高層儲物間	-	-	1	-	1	-
	Store 1 儲物間 1	-	-	-	-	-	-
	Store 2 (Including Lavatory) 儲物間 2(連洗手間)	1	-	1	1	1	-
	Store 3 儲物間 3	-	-	-	-	-	-
	Utility Room 工作間	-	-	-	-	-	-
	Garden (Including Swimming Pool) 花園(連游泳池)	-	-	-	-	-	-
	Lavatory on UG/F 地下高層洗手間	1	-	1	1	1	-
	Walk-in Closet (Next to His Bathroom) 衣帽間(男主人浴室旁)	-	-	-	-	-	-
	Walk-in Closet (Next to Her Bathroom) 衣帽間(女主人浴室旁)	-	-	-	-	-	-
	Staircase of 1/F to 2/F 1樓至2樓樓梯	-	-	-	-	-	-

Note 1:
"Garden Unit C" means Garden Unit C on UG/F, 1/F and 2/F of Tower 2

Note 2:
i. The symbol "-" as shown in the above table denotes "Not provided" or "Not applicable".
ii. "1, 2, ..." denotes the quantity of such provision(s) provided in the residential unit.
iii. The quantity of the lighting switch shown in the schedule denotes the quantity of switch faceplate.

備註1:
「花園單位C」是指第2座地下高層、1樓及2樓之花園單位C

備註2:
i. 上表「 - 」代表不提供或不適用。
ii. 「1, 2, ...」表示提供於該住宅單位內的裝置數量。
iii. 説明表所顯示的燈掣數量是表示燈掣面板的數量。

Schedule of Mechanical & Electrical Provisions
機電裝置數量說明表

Items 項目									
VRV Central Controller VRV 分體空調中央控制器	Washing Machine Connection Point (Water Outlet) 洗衣機接駁點（出水位）	Washing Machine Connection Point (Water Inlet) 洗衣機接駁點（入水位）	Cable Connection Unit 接線位	MCB Board 總電掣箱	MCCB Board 總電掣箱（高容量）	Network Rack 網絡機架	Isolator for VRV Outdoor Unit VRV 空調室外機隔離開關	Isolator for Swimming Pool Heat Pump 游泳池熱泵隔離開關	Isolator for Swimming Pool Filtration System 游泳池系統隔離開關
-	-	-	-	-	-	-	-	-	-
-	-	-	-	-	-	-	-	-	-
-	-	-	-	-	-	-	-	-	-
-	-	-	-	-	-	-	-	-	-
-	-	-	-	-	-	-	-	-	-
-	-	-	-	-	-	-	-	-	-
-	-	-	-	-	-	-	-	-	-
-	-	-	-	-	-	-	-	-	-
-	-	-	-	-	-	-	-	-	-
-	-	-	-	-	-	-	-	-	-
-	-	-	-	-	-	-	-	-	-
-	-	-	-	-	-	-	-	-	-
-	-	-	-	-	-	-	-	-	-
-	-	-	-	-	-	-	-	-	-
-	-	-	-	-	-	-	-	-	-
-	-	-	-	-	-	-	-	-	-
-	-	-	-	-	-	-	-	-	-
-	-	-	-	-	-	-	-	-	-
-	-	-	-	-	-	-	-	-	-
-	-	-	-	-	-	-	-	-	-
-	-	-	-	-	-	-	-	-	-
-	-	-	-	-	-	-	-	-	-
1	-	-	9	1	-	-	-	-	-
-	-	-	-	1	-	-	-	-	-
-	-	-	-	3	1	-	-	-	-
-	-	-	-	-	-	1	-	-	-
-	-	-	-	-	-	-	-	-	-
-	1	1	-	-	-	-	-	-	-
-	-	-	-	-	-	-	2	1	1
-	-	-	-	-	-	-	-	-	-
-	-	-	-	-	-	-	-	-	-
-	-	-	-	-	-	-	-	-	-
-	-	-	-	-	-	-	-	-	-

Note 1:
"Garden Unit C" means Garden Unit C on UG/F, 1/F and 2/F of Tower 2

Note 2:
i. The symbol "-" as shown in the above table denotes "Not provided" or "Not applicable".
ii. "1, 2, ..." denotes the quantity of such provision(s) provided in the residential unit.
iii. The quantity of the lighting switch shown in the schedule denotes the quantity of switch faceplate.

備註1：
「花園單位C」是指第2座地下高層、1樓及2樓之花園單位C

備註2：
i. 上表「 - 」代表不提供或不適用。
ii. 「1, 2, ...」表示提供於該住宅單位內的裝置數量。
iii. 說明表所顯示的燈掣數量是表示燈掣面板的數量。

Schedule of Mechanical & Electrical Provisions
機電裝置數量説明表

Unit 單位	Location 位置	Items 項目					
		Lighting Point 燈位	Lighting Switch 燈掣	Door Bell Push Button 門鈴按鈕	Door Bell 門鈴	13A Single Socket Outlet 13安培單位電插座	13A Twin Socket Outlet 13安培雙位電插座
Garden Unit D 花園單位D	Private Lift Lobby 私人升降機大堂	1	-	1	-	-	1
	Foyer 前廳	2	4	-	-	-	3
	Dining Room 飯廳	2	2	-	-	-	8
	Living Room (Including Pantry) 客廳(連備餐間)	7	5	-	-	-	14
	Family Room (Including Pantry) 家庭廳(連備餐間)	4	4	-	-	-	8
	Multi-Function Room (Including Pantry) 多用途房間(連備餐間)	3	3	-	-	-	2
	Master Bedroom 主人睡房	2	3	-	-	-	9
	Bedroom 1 睡房 1	2	2	-	-	-	8
	Bedroom 2 睡房 2	3	3	-	-	-	7
	Bedroom 3 睡房 3	3	2	-	-	-	5
	Study Room 書房	2	1	-	-	-	4
	Master Bathroom 主人浴室	10	-	-	-	3	-
	Bathroom 1 浴室 1	2	-	-	-	2	-
	Bathroom 2 浴室 2	2	-	-	-	2	-
	Bathroom 3 浴室 3	2	-	-	-	2	-
	Bathroom 4 浴室 4	2	-	-	-	1	-
	Bathroom 5 浴室 5	4	-	-	-	2	-
	Powder Room 化妝間	1	-	-	-	1	-
	Balcony (Leading to Dining Room) 露台(往飯廳)	1	-	-	-	-	-
	Kitchen 廚房	9	2	-	2	5	5
	Store on UG/F 地下高層儲物間	2	2	-	-	-	1
	Maid's Room (Including Lavatory) 工人房(連洗手間)	2	2	-	-	1	3
	Utility Room 工作間	1	1	-	-	-	3
	Garden (Including Swimming Pool) 花園(連游泳池)	5	1	-	-	-	-
	Lavatory on UG/F 地下高層洗手間	2	-	-	-	-	-
	Walk-in Closet in Master Bedroom 主人睡房內之衣帽間	3	1	-	-	-	3
	Staircase of UG/F to 2/F (Including Store) 地下高層至2樓樓梯(連儲物間)	2	-	-	-	-	-
	Corridor on UG/F 地下高層走廊	2	2	-	-	-	2

Note 1:
"Garden Unit D" means Garden Unit D on UG/F, 1/F and 2/F of Tower 2

Note 2:
i. The symbol "-" as shown in the above table denotes "Not provided" or "Not applicable".
ii. "1, 2, ..." denotes the quantity of such provision(s) provided in the residential unit.
iii. The quantity of the lighting switch shown in the schedule denotes the quantity of switch faceplate.

備註1:
「花園單位D」是指第2座地下高層、1樓及2樓之花園單位D

備註2:
i. 上表「 - 」代表不提供或不適用。
ii. 「1, 2, ...」表示提供於該住宅單位內的裝置數量。
iii. 説明表所顯示的燈掣數量是表示燈掣面板的數量。

Schedule of Mechanical & Electrical Provisions
機電裝置數量説明表

Items 項目										
Weather-proof Single Socket Outlet 防水單位電插座	Air-Conditioner Indoor Unit Connection Point 冷氣室內機接駁點	Gas Connection Point for Cooker 煮食爐煤氣接駁點	Connection Point for WIFI 無線網絡接駁點	Security Keypad 電子保安控制板	Video Door Phone 視像對講機	TV/FM Outlet 電視/電台天線插座	Telephone Outlet 電話插座	Fiber Outlet 光纖插座	Connection Point for Now TV Now TV 接駁點	Lift Call Button 電梯呼叫按鈕
-	-	-	-	-	-	-	-	-	-	-
-	1	-	-	1	-	-	-	-	-	-
-	2	-	1	-	-	2	2	2	2	1
-	7	-	1	-	1	2	2	2	2	-
-	3	-	1	-	1	2	2	2	2	-
-	2	-	1	-	-	-	-	-	-	-
-	2	-	1	-	1	2	1	2	2	-
-	1	-	1	-	-	1	1	1	1	-
-	2	-	1	-	-	1	1	1	1	-
-	2	-	1	-	-	-	1	-	-	-
-	1	-	1	-	-	1	1	1	1	-
-	1	-	-	-	-	-	-	-	-	-
-	-	-	-	-	-	-	-	-	-	-
-	-	-	-	-	-	-	-	-	-	-
-	-	-	-	-	-	-	-	-	-	-
-	-	-	-	-	-	-	-	-	-	-
-	-	-	-	-	-	-	-	-	-	-
-	-	-	-	-	-	-	-	-	-	-
-	-	-	-	-	-	-	-	-	-	-
1	-	-	-	-	-	-	-	-	-	-
-	1	1	-	-	-	1	1	1	-	-
-	1	-	-	-	-	-	1	-	-	-
-	1	-	-	-	-	1	1	-	-	-
-	1	-	-	-	1	-	-	-	-	-
1	-	-	-	-	-	-	-	-	-	-
-	-	-	-	-	-	-	-	-	-	-
-	1	-	-	-	-	-	-	-	-	-
-	-	-	-	-	-	-	-	-	-	-
-	-	-	-	-	-	1	1	1	1	-

Note 1:
"Garden Unit D" means Garden Unit D on UG/F, 1/F and 2/F of Tower 2

Note 2:
i. The symbol "-" as shown in the above table denotes "Not provided" or "Not applicable".
ii. "1, 2, ..." denotes the quantity of such provision(s) provided in the residential unit.
iii. The quantity of the lighting switch shown in the schedule denotes the quantity of switch faceplate.

備註1：
「花園單位D」是指第2座地下高層、1樓及2樓之花園單位D

備註2：
i. 上表「 - 」代表不提供或不適用。
ii.「1, 2, ...」表示提供於該住宅單位內的裝置數量。
iii.説明表所顯示的燈掣數量是表示燈掣面板的數量。

Schedule of Mechanical & Electrical Provisions
機電裝置數量説明表

Unit 單位	Location 位置	Items 項目					
		Exhaust Air Fan Connection Point 抽氣扇接駁點	Fresh Air Fan Connection Point 鮮氣扇接駁點	Exhaust Air Fan Switch 抽氣扇開關掣	Isolator for Electric Water Heater 電熱水爐隔離開關	Electric Water Heater Switch 電熱水爐掣	Panic Alarm Button 緊急呼叫掣
Garden Unit D 花園單位D	Private Lift Lobby 私人升降機大堂	-	-	-	-	-	-
	Foyer 前廳	-	-	1	-	1	-
	Dining Room 飯廳	-	-	-	-	-	-
	Living Room (Including Pantry) 客廳(連備餐間)	-	-	-	-	-	-
	Family Room (Including Pantry) 家庭廳(連備餐間)	1	-	1	-	-	-
	Multi-Function Room (Including Pantry) 多用途房間(連備餐間)	-	-	1	-	-	-
	Master Bedroom 主人睡房	-	-	-	-	-	-
	Bedroom 1 睡房 1	-	-	1	-	1	-
	Bedroom 2 睡房 2	-	-	1	-	1	-
	Bedroom 3 睡房 3	-	-	1	-	1	-
	Study Room 書房	-	-	-	-	-	-
	Master Bathroom 主人浴室	3	-	-	4	-	2
	Bathroom 1 浴室 1	1	-	-	1	-	-
	Bathroom 2 浴室 2	1	-	-	1	-	-
	Bathroom 3 浴室 3	1	-	-	1	-	-
	Bathroom 4 浴室 4	1	-	-	1	-	-
	Bathroom 5 浴室 5	1	-	-	1	-	-
	Powder Room 化妝間	1	-	-	-	-	-
	Balcony (Leading to Dining Room) 露台(往飯廳)	-	-	-	-	-	-
	Kitchen 廚房	1	1	1	1	1	-
	Store on UG/F 地下高層儲物間	-	-	1	-	1	-
	Maid's Room (Including Lavatory) 工人房(連洗手間)	1	-	1	1	1	-
	Utility Room 工作間	2	-	1	1	-	-
	Garden (Including Swimming Pool) 花園(連游泳池)	-	-	-	-	-	-
	Lavatory on UG/F 地下高層洗手間	1	-	-	1	-	-
	Walk-in Closet in Master Bedroom 主人睡房內之衣帽間	-	-	1	-	2	-
	Staircase of UG/F to 2/F (Including Store) 地下高層至2樓樓梯(連儲物間)	-	-	-	-	-	-
	Corridor on UG/F 地下高層走廊	-	-	-	-	-	-

Note 1:
"Garden Unit D" means Garden Unit D on UG/F, 1/F and 2/F of Tower 2

Note 2:
i. The symbol "-" as shown in the above table denotes "Not provided" or "Not applicable".
ii. "1, 2, ..." denotes the quantity of such provision(s) provided in the residential unit.
iii. The quantity of the lighting switch shown in the schedule denotes the quantity of switch faceplate.

備註1:
「花園單位D」是指第2座地下高層、1樓及2樓之花園單位D

備註2:
i. 上表「 - 」代表不提供或不適用。
ii. 「1, 2, ...」表示提供於該住宅單位內的裝置數量。
iii. 説明表所顯示的燈掣數量是表示燈掣面板的數量。

Schedule of Mechanical & Electrical Provisions
機電裝置數量説明表

Items 項目									
VRV Central Controller VRV 分體空調中央控制器	Washing Machine Connection Point (Water Outlet) 洗衣機接駁點（出水位）	Washing Machine Connection Point (Water Inlet) 洗衣機接駁點（入水位）	Cable Connection Unit 接線位	MCB Board 總電掣箱	MCCB Board 總電掣箱（高容量）	Network Rack 網絡機架	Isolator for VRV Outdoor Unit VRV 空調室外機隔離開關	Isolator for Swimming Pool Heat Pump 游泳池熱泵隔離開關	Isolator for Swimming Pool Filtration System 游泳池系統隔離開關
-	-	-	-	-	-	-	-	-	-
-	-	-	-	-	-	-	-	-	-
-	-	-	-	-	-	-	-	-	-
-	-	-	-	-	-	-	-	-	-
-	-	-	-	-	-	-	-	-	-
-	-	-	-	-	-	-	-	-	-
-	-	-	-	-	-	-	-	-	-
-	-	-	-	-	-	-	-	-	-
-	-	-	-	-	-	-	-	-	-
-	-	-	-	-	-	-	-	-	-
-	-	-	-	-	-	-	-	-	-
-	-	-	-	-	-	-	-	-	-
-	-	-	-	-	-	-	-	-	-
-	-	-	-	-	-	-	-	-	-
-	-	-	-	-	-	-	-	-	-
-	-	-	-	-	-	-	-	-	-
-	-	-	-	-	-	-	-	-	-
-	-	-	-	-	-	-	-	-	-
-	-	-	-	-	-	-	-	-	-
-	-	-	-	-	-	-	-	-	-
-	-	-	-	-	-	-	-	-	-
-	-	-	2	-	1	-	-	-	-
-	-	-	-	1	-	-	-	-	-
-	-	-	-	-	-	1	-	-	-
1	1	1	-	2	-	-	-	-	-
-	-	-	-	-	-	-	2	1	1
-	-	-	-	-	-	-	-	-	-
-	-	-	-	-	-	-	-	-	-
-	-	-	-	-	-	-	-	-	-
-	-	-	-	-	-	-	-	-	-

Note 1:
"Garden Unit D" means Garden Unit D on UG/F, 1/F and 2/F of Tower 2

Note 2:
i. The symbol "-" as shown in the above table denotes "Not provided" or "Not applicable".
ii. "1, 2, ..." denotes the quantity of such provision(s) provided in the residential unit.
iii. The quantity of the lighting switch shown in the schedule denotes the quantity of switch faceplate.

備註1：
「花園單位D」是指第2座地下高層、1樓及2樓之花園單位D

備註2：
i. 上表「 - 」代表不提供或不適用。
ii.「1, 2, ...」表示提供於該住宅單位內的裝置數量。
iii.説明表所顯示的燈掣數量是表示燈掣面板的數量。

Schedule of Mechanical & Electrical Provisions
機電裝置數量説明表

Unit 單位	Location 位置	Items 項目					
		Lighting Point 燈位	Lighting Switch 燈掣	Weather-proof Lighting Switch 防水燈掣	Door Bell Push Button 門鈴按鈕	Door Bell 門鈴	13A Single Socket Outlet 13安培單位電插座
Units A on 5/F - 12/F, 15/F and 17/F of Tower 1 第1座 5樓 - 12樓、15樓 及 17樓 A單位	Private Lift Lobby 私人升降機大堂	3	-	-	1	-	-
	Foyer 前廳	3	5	-	-	-	-
	Living Room and Dining Room 客廳及飯廳	7	3	-	-	-	1
	Family Room 家庭廳	3	1	-	-	-	-
	Master Bedroom 主人睡房	4	5	-	-	-	-
	Bedroom 1 睡房 1	2	2	-	-	-	-
	Bedroom 2 睡房 2	2	2	-	-	-	-
	Bedroom 3 睡房 3	3	2	-	-	-	-
	Master Bathroom 主人浴室	5	-	-	-	-	3
	Bathroom 1 浴室 1	4	-	-	-	-	2
	Bathroom 2 浴室 2	5	-	-	-	-	2
	Bathroom 3 浴室 3	4	-	-	-	-	2
	Powder Room 化妝間	5	-	-	-	-	-
	Balcony (Leading to Living Room/Dining Room) 露台 (往客廳/飯廳)	2	-	-	-	-	-
	Balcony (Leading to Master Bedroom) 露台 (往主人睡房)	2	-	-	-	-	-
	Kitchen (Including Lavatory) 廚房 (連洗手間)	13	4	-	-	2	3
	Utility Room 工作間	3	1	-	-	-	-
	Air-Conditioning Plant Room 冷氣機房	2	-	1	-	-	-

Notes:
i. The symbol "-" as shown in the above table denotes "Not provided" or "Not applicable".
ii. "1, 2, ..." denotes the quantity of such provision(s) provided in the residential unit.
iii. The quantity of the lighting switch shown in the schedule denotes the quantity of switch faceplate.

備註：
i. 上表「 - 」代表不提供或不適用。
ii. 「1, 2, ...」表示提供於該住宅單位內的裝置數量。
iii. 説明表所顯示的燈掣數量是表示燈掣面板的數量。

Schedule of Mechanical & Electrical Provisions
機電裝置數量説明表

Items 項目										
13A Twin Socket Outlet 13安培雙位電插座	Weather-proof Single Socket Outlet 防水單位電插座	Air-Conditioner Indoor Unit Connection Point 冷氣室內機接駁點	Gas Connection Point for Cooker 煮食爐煤氣接駁點	Connection Point for WIFI 無線網絡接駁點	Security Keypad 電子保安控制板	Video Door Phone 視像對講機	TV/FM Outlet 電視/電台天線插座	Telephone Outlet 電話插座	Fiber Outlet 光纖插座	Connection Point for Now TV Now TV 接駁點
1	-	-	-	-	-	-	-	-	-	-
2	-	1	-	-	1	1	-	-	-	-
13	-	4	-	2	-	-	3	1	3	3
5	-	1	-	1	-	-	2	2	2	2
9	-	2	-	1	-	1	2	1	2	2
5	-	1	-	1	-	-	1	1	1	1
6	-	1	-	1	-	-	1	1	1	1
6	-	1	-	1	-	-	1	1	1	1
-	-	1	-	-	-	-	1	-	-	-
-	-	-	-	-	-	-	-	-	-	-
-	-	-	-	-	-	-	-	-	-	-
-	-	-	-	-	-	-	-	-	-	-
-	-	-	-	-	-	-	-	-	-	-
-	1	-	-	-	-	-	-	-	-	-
-	1	-	-	-	-	-	-	-	-	-
9	-	2	1	-	-	2	2	2	1	1
2	-	1	-	-	-	-	-	-	-	-
-	1	-	-	-	-	-	-	-	-	-

Notes:
i. The symbol "-" as shown in the above table denotes "Not provided" or "Not applicable".
ii. "1, 2, ..." denotes the quantity of such provision(s) provided in the residential unit.
iii. The quantity of the lighting switch shown in the schedule denotes the quantity of switch faceplate.

備註：
i. 上表「 - 」代表不提供或不適用。
ii.「1, 2, ...」表示提供於該住宅單位內的裝置數量。
iii.説明表所顯示的燈掣數量是表示燈掣面板的數量。

Schedule of Mechanical & Electrical Provisions
機電裝置數量説明表

Unit 單位	Location 位置	Items 項目					
		Lift Call Button 電梯呼叫按鈕	Exhaust Air Fan Connection Point 抽氣扇接駁點	Fresh Air Fan Connection Point 鮮氣扇接駁點	Exhaust Air Fan Switch 抽氣扇開關掣	Isolator for Electric Water Heater 電熱水爐隔離開關	Electric Water Heater Switch 電熱水爐掣
Units A on 5/F - 12/F, 15/F and 17/F of Tower 1 第1座 5樓 - 12樓、15樓 及 17樓 A單位	Private Lift Lobby 私人升降機大堂	-	-	-	-	-	-
	Foyer 前廳	-	-	-	1	-	1
	Living Room and Dining Room 客廳及飯廳	1	-	-	-	-	-
	Family Room 家庭廳	-	-	-	-	-	-
	Master Bedroom 主人睡房	-	-	-	1	-	2
	Bedroom 1 睡房 1	-	-	-	1	-	1
	Bedroom 2 睡房 2	-	-	-	1	-	1
	Bedroom 3 睡房 3	-	-	-	1	-	1
	Master Bathroom 主人浴室	-	1	-	-	2	-
	Bathroom 1 浴室 1	-	1	-	-	1	-
	Bathroom 2 浴室 2	-	1	-	-	1	-
	Bathroom 3 浴室 3	-	1	-	-	1	-
	Powder Room 化妝間	-	1	-	-	-	-
	Balcony (Leading to Living Room/Dining Room) 露台(往客廳/飯廳)	-	-	-	-	-	-
	Balcony (Leading to Master Bedroom) 露台 (往主人睡房)	-	-	-	-	-	-
	Kitchen (Including Lavatory) 廚房 (連洗手間)	-	2	1	2	2	2
	Utility Room 工作間	-	-	-	-	1	-
	Air-Conditioning Plant Room 冷氣機房	-	-	-	-	-	-

Notes:
i. The symbol "-" as shown in the above table denotes "Not provided" or "Not applicable".
ii. "1, 2, ..." denotes the quantity of such provision(s) provided in the residential unit.
iii. The quantity of the lighting switch shown in the schedule denotes the quantity of switch faceplate.

備註:
i. 上表「 - 」代表不提供或不適用。
ii. 「1, 2, ...」表示提供於該住宅單位內的裝置數量。
iii. 説明表所顯示的燈掣數量是表示燈掣面板的數量。

Schedule of Mechanical & Electrical Provisions
機電裝置數量説明表

Items 項目									
Panic Alarm Button 緊急呼叫掣	VRV Central Controller VRV 分體空調中央控制器	Washing Machine Connection Point (Water Outlet) 洗衣機接駁點（出水位）	Washing Machine Connection Point (Water Inlet) 洗衣機接駁點（入水位）	Cable Connection Unit 接線位	MCB Board 總電掣箱	MCCB Board 總電掣箱（高容量）	Network Rack 網絡機架	Isolator for VRV Outdoor Unit VRV 空調室外機隔離開關	Spare Switch 備用開關
-	-	-	-	-	-	-	-	-	-
-	-	-	-	-	-	-	-	-	-
-	-	-	-	-	-	-	-	-	-
-	-	-	-	-	-	-	-	-	-
-	-	-	-	-	-	-	-	-	-
-	-	-	-	-	-	-	-	-	-
-	-	-	-	-	-	-	-	-	-
-	-	-	-	-	-	-	-	-	-
-	-	-	-	-	-	-	-	-	-
-	-	-	-	-	-	-	-	-	-
1	-	-	-	-	-	-	-	-	-
-	-	-	-	-	-	-	-	-	-
-	-	-	-	-	-	-	-	-	-
-	-	-	-	-	-	-	-	-	-
-	-	-	-	-	-	-	-	-	-
-	-	-	-	-	-	-	-	-	-
-	-	-	-	-	-	-	-	-	-
-	-	-	-	-	-	-	-	-	-
-	1	-	-	6	1	1	1	-	3
-	-	1	1	-	4	-	-	-	-
-	-	-	-	-	1	-	-	2	-

Notes:
i. The symbol "-" as shown in the above table denotes "Not provided" or "Not applicable".
ii. "1, 2, ..." denotes the quantity of such provision(s) provided in the residential unit.
iii. The quantity of the lighting switch shown in the schedule denotes the quantity of switch faceplate.

備註：
i. 上表「 - 」代表不提供或不適用。
ii.「1, 2, ...」表示提供於該住宅單位內的裝置數量。
iii.説明表所顯示的燈掣數量是表示燈掣面板的數量。

Schedule of Mechanical & Electrical Provisions
機電裝置數量説明表

Unit 單位	Location 位置	Items 項目					
		Lighting Point 燈位	Lighting Switch 燈掣	Weather-proof Lighting Switch 防水燈掣	Door Bell Push Button 門鈴按鈕	Door Bell 門鈴	13A Single Socket Outlet 13安培單位電插座
Units B on 5/F - 12/F and 15/F - 17/F of Tower 1 第1座 5樓 - 12樓 及 15樓 - 17樓 B單位	Private Lift Lobby 私人升降機大堂	3	-	-	1	-	-
	Foyer 前廳	1	2	-	-	-	-
	Living Room and Dining Room 客廳及飯廳	7	3	-	-	-	1
	Family Room 家庭廳	6	4	-	-	-	-
	Master Bedroom 主人睡房	4	5	-	-	-	-
	Bedroom 1 睡房 1	3	2	-	-	-	-
	Bedroom 2 睡房 2	3	2	-	-	-	-
	Bedroom 3 睡房 3	2	2	-	-	-	-
	Master Bathroom 主人浴室	8	-	-	-	-	3
	Bathroom 1 浴室 1	4	-	-	-	-	2
	Bathroom 2 浴室 2	4	-	-	-	-	2
	Bathroom 3 浴室 3	4	-	-	-	-	2
	Powder Room 化妝間	5	-	-	-	-	-
	Balcony (Leading to Living Room/Dining Room) 露台 (往客廳/飯廳)	2	-	-	-	-	-
	Balcony (Leading to Master Bedroom) 露台 (往主人睡房)	2	-	-	-	-	-
	Kitchen 廚房	8	2	-	-	3	3
	Maid's Room and Utility Room (Including Lavatory) 工人房及工作間 (連洗手間)	6	2	-	-	-	1
	Air-Conditioning Plant Room 冷氣機房	2	-	1	-	-	-

Notes:
i. The symbol "-" as shown in the above table denotes "Not provided" or "Not applicable".
ii. "1, 2, ..." denotes the quantity of such provision(s) provided in the residential unit.
iii. The quantity of the lighting switch shown in the schedule denotes the quantity of switch faceplate.

備註：
i. 上表「 - 」代表不提供或不適用。
ii. 「1, 2, ...」表示提供於該住宅單位內的裝置數量。
iii. 説明表所顯示的燈掣數量是表示燈掣面板的數量。

Schedule of Mechanical & Electrical Provisions
機電裝置數量説明表

Items 項目										
13A Twin Socket Outlet 13安培雙位電插座	Weather-proof Single Socket Outlet 防水單位電插座	Air-Conditioner Indoor Unit Connection Point 冷氣室內機接駁點	Gas Connection Point for Cooker 煮食爐煤氣接駁點	Connection Point for WIFI 無線網絡接駁點	Security Keypad 電子保安控制板	Video Door Phone 視像對講機	TV/FM Outlet 電視/電台天線插座	Telephone Outlet 電話插座	Fiber Outlet 光纖插座	Connection Point for Now TV Now TV 接駁點
1	-	-	-	-	-	-	-	-	-	-
2	-	1	-	-	1	-	-	-	-	-
12	-	4	-	2	-	-	3	2	3	3
6	-	2	-	1	-	1	2	2	2	2
11	-	3	-	1	-	1	2	1	2	2
6	-	1	-	1	-	-	1	1	1	1
6	-	1	-	1	-	-	1	1	1	1
6	-	1	-	1	-	-	1	1	1	1
-	-	1	-	-	-	-	1	-	-	-
-	-	-	-	-	-	-	-	-	-	-
-	-	-	-	-	-	-	-	-	-	-
-	-	-	-	-	-	-	-	-	-	-
-	-	-	-	-	-	-	-	-	-	-
-	1	-	-	-	-	-	-	-	-	-
-	1	-	-	-	-	-	-	-	-	-
6	-	2	1	-	-	1	1	1	1	1
4	-	1	-	-	-	1	1	1	-	-
-	1	-	-	-		-	-	-	-	-

Notes:
i. The symbol "-" as shown in the above table denotes "Not provided" or "Not applicable".
ii. "1, 2, ..." denotes the quantity of such provision(s) provided in the residential unit.
iii. The quantity of the lighting switch shown in the schedule denotes the quantity of switch faceplate.

備註：
i. 上表「 - 」代表不提供或不適用。
ii.「1, 2, ...」表示提供於該住宅單位內的裝置數量。
iii.説明表所顯示的燈掣數量是表示燈掣面板的數量。

Schedule of Mechanical & Electrical Provisions
機電裝置數量説明表

Unit 單位	Location 位置	Items 項目					
		Lift Call Button 電梯呼叫按鈕	Exhaust Air Fan Connection Point 抽氣扇接駁點	Fresh Air Fan Connection Point 鮮氣扇接駁點	Exhaust Air Fan Switch 抽氣扇開關掣	Isolator for Electric Water Heater 電熱水爐隔離開關	Electric Water Heater Switch 電熱水爐掣
Units B on 5/F - 12/F and 15/F - 17/F of Tower 1 第1座 5樓 - 12樓 及 15樓 - 17樓 B單位	Private Lift Lobby 私人升降機大堂	-	-	-	-	-	-
	Foyer 前廳	-	-	-	1	-	1
	Living Room and Dining Room 客廳及飯廳	1	-	-	-	-	-
	Family Room 家庭廳	-	-	-	-	-	-
	Master Bedroom 主人睡房	-	-	-	1	-	2
	Bedroom 1 睡房 1	-	-	-	1	-	1
	Bedroom 2 睡房 2	-	-	-	1	-	1
	Bedroom 3 睡房 3	-	-	-	1	-	1
	Master Bathroom 主人浴室	-	1	1	-	2	-
	Bathroom 1 浴室 1	-	1	-	-	1	-
	Bathroom 2 浴室 2	-	1	-	-	1	-
	Bathroom 3 浴室 3	-	1	-	-	1	-
	Powder Room 化妝間	-	1	-	-	2	-
	Balcony (Leading to Living Room/Dining Room) 露台 (往客廳/飯廳)	-	-	-	-	-	-
	Balcony (Leading to Master Bedroom) 露台 (往主人睡房)	-	-	-	-	-	-
	Kitchen 廚房	-	1	1	1	1	1
	Maid's Room and Utility Room (Including Lavatory) 工人房及工作間 (連洗手間)	-	1	-	1	-	1
	Air-Conditioning Plant Room 冷氣機房	-	-	-	-	-	-

Notes:
i. The symbol "-" as shown in the above table denotes "Not provided" or "Not applicable".
ii. "1, 2, ..." denotes the quantity of such provision(s) provided in the residential unit.
iii. The quantity of the lighting switch shown in the schedule denotes the quantity of switch faceplate.

備註：
i. 上表「 - 」代表不提供或不適用。
ii. 「1, 2, ...」表示提供於該住宅單位內的裝置數量。
iii. 説明表所顯示的燈掣數量是表示燈掣面板的數量。

Schedule of Mechanical & Electrical Provisions
機電裝置數量説明表

Items 項目									
Panic Alarm Button 緊急呼叫掣	VRV Central Controller VRV 分體空調中央控制器	Washing Machine Connection Point (Water Outlet) 洗衣機接駁點（出水位）	Washing Machine Connection Point (Water Inlet) 洗衣機接駁點（入水位）	Cable Connection Unit 接線位	MCB Board 總電掣箱	MCCB Board 總電掣箱（高容量）	Network Rack 網絡機架	Isolator for VRV Outdoor Unit VRV 空調室外機隔離開關	Spare Switch 備用開關
-	-	-	-	-	-	-	-	-	-
-	-	-	-	-	-	-	-	-	-
-	-	-	-	-	-	-	-	-	-
-	-	-	-	-	-	-	-	-	-
-	-	-	-	-	-	-	-	-	1
-	-	-	-	-	-	-	-	-	-
-	-	-	-	-	-	-	-	-	-
-	-	-	-	-	-	-	-	-	-
1	-	-	-	1	-	-	-	-	-
-	-	-	-	-	-	-	-	-	-
-	-	-	-	-	-	-	-	-	-
-	-	-	-	-	-	-	-	-	-
-	-	-	-	-	-	-	-	-	-
-	-	-	-	-	-	-	-	-	-
-	-	-	-	-	-	-	-	-	-
-	1	-	-	6	-	-	-	-	3
-	-	1	1	-	5	1	1	-	-
-	-	-	-	-	1	-	-	2	-

Notes:
i. The symbol "-" as shown in the above table denotes "Not provided" or "Not applicable".
ii. "1, 2, ..." denotes the quantity of such provision(s) provided in the residential unit.
iii. The quantity of the lighting switch shown in the schedule denotes the quantity of switch faceplate.

備註：
i. 上表「 - 」代表不提供或不適用。
ii.「1, 2, ...」表示提供於該住宅單位內的裝置數量。
iii.説明表所顯示的燈掣數量是表示燈掣面板的數量。

Schedule of Mechanical & Electrical Provisions
機電裝置數量説明表

Unit 單位	Location 位置	Items 項目					
		Lighting Point 燈位	Lighting Switch 燈掣	Weather-proof Lighting Switch 防水燈掣	Door Bell Push Button 門鈴按鈕	Door Bell 門鈴	13A Single Socket Outlet 13安培單位電插座
Units C on 5/F - 12/F, 15/F and 17/F of Tower 2 第2座 5樓 - 12樓、15樓及17樓 C單位	Private Lift Lobby 私人升降機大堂	3	-	-	1	-	-
	Foyer 前廳	2	5	-	-	-	-
	Living Room and Dining Room 客廳及飯廳	10	4	-	-	-	1
	Family Room 家庭廳	4	1	-	-	-	-
	Master Bedroom 主人睡房	4	5	-	-	-	-
	Bedroom 1 睡房 1	3	2	-	-	-	-
	Bedroom 2 睡房 2	3	2	-	-	-	-
	Bedroom 3 睡房 3	2	2	-	-	-	-
	Master Bathroom 主人浴室	9	-	-	-	-	4
	Bathroom 1 浴室 1	4	-	-	-	-	2
	Bathroom 2 浴室 2	4	-	-	-	-	2
	Bathroom 3 浴室 3	4	-	-	-	-	2
	Powder Room 化妝間	5	-	-	-	-	-
	Balcony (Leading to Living Room/Dining Room) 露台 (往客廳/飯廳)	2	-	-	-	-	-
	Balcony (Leading to Master Bedroom) 露台 (往主人睡房)	2	-	-	-	-	-
	Kitchen 廚房	18	2	-	-	3	6
	Maid's Room and Utility Room (Including Lavatory) 工人房及工作間 (連洗手間)	7	2	-	-	-	1
	Air-Conditioning Plant Room 冷氣機房	2	-	1	-	-	-

Notes:
i. The symbol "-" as shown in the above table denotes "Not provided" or "Not applicable".
ii. "1, 2, ..." denotes the quantity of such provision(s) provided in the residential unit.
iii. The quantity of the lighting switch shown in the schedule denotes the quantity of switch faceplate.

備註：
i. 上表「 - 」代表不提供或不適用。
ii. 「1, 2, ...」表示提供於該住宅單位內的裝置數量。
iii. 説明表所顯示的燈掣數量是表示燈掣面板的數量。

Schedule of Mechanical & Electrical Provisions
機電裝置數量説明表

Items 項目										
13A Twin Socket Outlet 13安培雙位電插座	Weather-proof Single Socket Outlet 防水單位電插座	Air-Conditioner Indoor Unit Connection Point 冷氣室內機接駁點	Gas Connection Point for Cooker 煮食爐煤氣接駁點	Connection Point for WIFI 無線網絡接駁點	Security Keypad 電子保安控制板	Video Door Phone 視像對講機	TV/FM Outlet 電視/電台天線插座	Telephone Outlet 電話插座	Fiber Outlet 光纖插座	Connection Point for Now TV Now TV 接駁點
1	-	-	-	-	-	-	-	-	-	-
2	-	1	-	-	1	1	-	-	-	-
17	-	4	-	3	-	-	3	3	3	3
6	-	1	-	1	-	-	2	2	2	2
11	-	3	-	1	-	1	2	1	2	2
6	-	1	-	1	-	-	1	1	1	1
6	-	1	-	1	-	-	1	1	1	1
6	-	1	-	1	-	-	1	1	1	1
-	-	1	-	-	-	-	1	-	-	-
-	-	-	-	-	-	-	-	-	-	-
-	-	-	-	-	-	-	-	-	-	-
-	-	-	-	-	-	-	-	-	-	-
-	-	-	-	-	-	-	-	-	-	-
-	1	-	-	-	-	-	-	-	-	-
-	1	-	-	-	-	-	-	-	-	-
6	-	2	1	-	-	1	1	1	1	1
4	-	1	-	-	-	1	-	-	-	-
-	1	-	-	-	-	-	-	-	-	-

Notes:
i. The symbol "-" as shown in the above table denotes "Not provided" or "Not applicable".
ii. "1, 2, ..." denotes the quantity of such provision(s) provided in the residential unit.
iii. The quantity of the lighting switch shown in the schedule denotes the quantity of switch faceplate.

備註：
i. 上表「 - 」代表不提供或不適用。
ii.「1, 2, ...」表示提供於該住宅單位內的裝置數量。
iii.説明表所顯示的燈掣數量是表示燈掣面板的數量。

Schedule of Mechanical & Electrical Provisions
機電裝置數量説明表

Unit 單位	Location 位置	Items 項目					
		Lift Call Button 電梯呼叫按鈕	Exhaust Air Fan Connection Point 抽氣扇接駁點	Fresh Air Fan Connection Point 鮮氣扇接駁點	Exhaust Air Fan Switch 抽氣扇開關掣	Isolator for Electric Water Heater 電熱水爐隔離開關	Electric Water Heater Switch 電熱水爐掣
Units C on 5/F - 12/F, 15/F and 17/F of Tower 2 第2座 5樓 - 12樓、15樓及17樓 C單位	Private Lift Lobby 私人升降機大堂	-	-	-	-	-	-
	Foyer 前廳	-	-	-	1	-	-
	Living Room and Dining Room 客廳及飯廳	1	-	-	-	-	-
	Family Room 家庭廳	-	-	-	-	-	-
	Master Bedroom 主人睡房	-	-	-	1	-	-
	Bedroom 1 睡房 1	-	-	-	1	-	-
	Bedroom 2 睡房 2	-	-	-	1	-	-
	Bedroom 3 睡房 3	-	-	-	1	-	-
	Master Bathroom 主人浴室	-	1	-	-	2	2
	Bathroom 1 浴室 1	-	1	-	-	-	1
	Bathroom 2 浴室 2	-	1	-	-	1	1
	Bathroom 3 浴室 3	-	1	-	-	1	1
	Powder Room 化妝間	-	1	-	-	2	-
	Balcony (Leading to Living Room/Dining Room) 露台 (往客廳/飯廳)	-	-	-	-	-	-
	Balcony (Leading to Master Bedroom) 露台 (往主人睡房)	-	-	-	-	-	-
	Kitchen 廚房	-	1	1	1	1	1
	Maid's Room and Utility Room (Including Lavatory) 工人房及工作間 (連洗手間)	-	1	-	1	1	1
	Air-Conditioning Plant Room 冷氣機房	-	-	-	-	-	-

Notes:
i. The symbol "-" as shown in the above table denotes "Not provided" or "Not applicable".
ii. "1, 2, ..." denotes the quantity of such provision(s) provided in the residential unit.
iii. The quantity of the lighting switch shown in the schedule denotes the quantity of switch faceplate.

備註：
i. 上表「 - 」代表不提供或不適用。
ii. 「1, 2, ...」表示提供於該住宅單位內的裝置數量。
iii. 説明表所顯示的燈掣數量是表示燈掣面板的數量。

Schedule of Mechanical & Electrical Provisions
機電裝置數量説明表

Items 項目									
Panic Alarm Button 緊急呼叫掣	VRV Central Controller VRV 分體空調中央控制器	Washing Machine Connection Point (Water Outlet) 洗衣機接駁點（出水位）	Washing Machine Connection Point (Water Inlet) 洗衣機接駁點（入水位）	Cable Connection Unit 接線位	MCB Board 總電掣箱	MCCB Board 總電掣箱（高容量）	Network Rack 網絡機架	Isolator for VRV Outdoor Unit VRV 空調室外機隔離開關	Spare Switch 備用開關
-	-	-	-	-	-	-	-	-	-
-	-	-	-	-	-	-	-	-	-
-	-	-	-	-	-	-	-	-	-
-	-	-	-	-	-	-	-	-	-
-	-	-	-	-	-	-	-	-	1
-	-	-	-	-	-	-	-	-	-
-	-	-	-	-	-	-	-	-	-
-	-	-	-	-	-	-	-	-	-
1	-	-	-	1	-	-	-	-	-
-	-	-	-	-	-	-	-	-	-
-	-	-	-	-	-	-	-	-	-
-	-	-	-	-	-	-	-	-	-
-	-	-	-	-	-	-	-	-	-
-	-	-	-	-	-	-	-	-	-
-	-	-	-	-	-	-	-	-	-
-	1	-	-	8	-	-	-	-	3
-	-	1	1	-	5	1	1	-	-
-	-	-	-	-	1	-	-	2	-

Notes:
i. The symbol "-" as shown in the above table denotes "Not provided" or "Not applicable".
ii. "1, 2, ..." denotes the quantity of such provision(s) provided in the residential unit.
iii. The quantity of the lighting switch shown in the schedule denotes the quantity of switch faceplate.

備註：
i. 上表「 - 」代表不提供或不適用。
ii.「1, 2, ...」表示提供於該住宅單位內的裝置數量。
iii.説明表所顯示的燈掣數量是表示燈掣面板的數量。

Schedule of Mechanical & Electrical Provisions
機電裝置數量説明表

Unit 單位	Location 位置	Items 項目					
		Lighting Point 燈位	Lighting Switch 燈掣	Weather-proof Lighting Switch 防水燈掣	Door Bell Push Button 門鈴按鈕	Door Bell 門鈴	13A Single Socket Outlet 13安培單位電插座
Units D on 5/F - 12/F and 15/F - 17/F of Tower 2 第2座 5樓 - 12樓 及 15樓 - 17樓 D單位	Private Lift Lobby 私人升降機大堂	3	-	-	1	-	-
	Foyer 前廳	2	5	-	-	-	-
	Living Room and Dining Room 客廳及飯廳	7	3	-	-	-	1
	Family Room 家庭廳	4	1	-	-	-	-
	Master Bedroom 主人睡房	4	5	-	-	-	-
	Bedroom 1 睡房 1	3	2	-	-	-	-
	Bedroom 2 睡房 2	3	2	-	-	-	-
	Study Room 書房	3	2	-	-	-	-
	Master Bathroom 主人浴室	5	-	-	-	-	3
	Bathroom 1 浴室 1	4	-	-	-	-	2
	Bathroom 2 浴室 2	4	-	-	-	-	2
	Powder Room 化妝間	5	-	-	-	-	-
	Balcony (Leading to Living Room/Dining Room) 露台(往客廳/飯廳)	2	-	-	-	-	-
	Balcony (Leading to Master Bedroom) 露台 (往主人睡房)	2	-	-	-	-	-
	Kitchen (Including Lavatory) 廚房 (連洗手間)	12	4	-	-	2	4
	Air-Conditioning Plant Room 冷氣機房	2	-	1	-	-	-

Notes:
i. The symbol "-" as shown in the above table denotes "Not provided" or "Not applicable".
ii. "1, 2, ..." denotes the quantity of such provision(s) provided in the residential unit.
iii. The quantity of the lighting switch shown in the schedule denotes the quantity of switch faceplate.

備註:
i. 上表「 - 」代表不提供或不適用。
ii. 「1, 2, ...」表示提供於該住宅單位內的裝置數量。
iii. 説明表所顯示的燈掣數量是表示燈掣面板的數量。

Schedule of Mechanical & Electrical Provisions
機電裝置數量説明表

Items 項目										
13A Twin Socket Outlet 13安培雙位電插座	Weather-proof Single Socket Outlet 防水單位電插座	Air-Conditioner Indoor Unit Connection Point 冷氣室內機接駁點	Gas Connection Point for Cooker 煮食爐煤氣接駁點	Connection Point for WIFI 無線網絡接駁點	Security Keypad 電子保安控制板	Video Door Phone 視像對講機	TV/FM Outlet 電視/電台天線插座	Telephone Outlet 電話插座	Fiber Outlet 光纖插座	Connection Point for Now TV Now TV 接駁點
1	-	-	-	-	-	-	-	-	-	-
2	-	1	-	-	1	1	-	-	-	-
13	-	4	-	2	-	-	3	1	3	3
5	-	1	-	1	-	-	2	2	2	2
9	-	2	-	1	-	1	2	1	2	2
5	-	1	-	1	-	-	1	1	1	1
6	-	1	-	1	-	-	1	1	1	1
6	-	1	-	1	-	-	1	1	1	1
-	-	1	-	-	-	-	1	-	-	-
-	-	-	-	-	-	-	-	-	-	-
-	-	-	-	-	-	-	-	-	-	-
-	-	-	-	-	-	-	-	-	-	-
-	1	-	-	-	-	-	-	-	-	-
-	1	-	-	-	-	-	-	-	-	-
9	-	2	1	-	-	2	2	2	1	1
-	1	-	-	-	-	-	-	-	-	-

Notes:
i. The symbol "-" as shown in the above table denotes "Not provided" or "Not applicable".
ii. "1, 2, ..." denotes the quantity of such provision(s) provided in the residential unit.
iii. The quantity of the lighting switch shown in the schedule denotes the quantity of switch faceplate.

備註：
i. 上表「 - 」代表不提供或不適用。
ii.「1, 2, ...」表示提供於該住宅單位內的裝置數量。
iii.説明表所顯示的燈掣數量是表示燈掣面板的數量。

Schedule of Mechanical & Electrical Provisions
機電裝置數量説明表

Unit 單位	Location 位置	Items 項目					
		Lift Call Button 電梯呼叫按鈕	Exhaust Air Fan Connection Point 抽氣扇接駁點	Fresh Air Fan Connection Point 鮮氣扇接駁點	Exhaust Air Fan Switch 抽氣扇開關掣	Isolator for Electric Water Heater 電熱水爐隔離開關	Electric Water Heater Switch 電熱水爐掣
Units D on 5/F - 12/F and 15/F - 17/F of Tower 2 第2座 5樓 - 12樓 及 15樓 - 17樓 D單位	Private Lift Lobby 私人升降機大堂	-	-	-	-	-	-
	Foyer 前廳	-	-	-	1	-	1
	Living Room and Dining Room 客廳及飯廳	1	-	-	-	-	-
	Family Room 家庭廳	-	-	-	-	-	-
	Master Bedroom 主人睡房	-	-	-	1	-	2
	Bedroom 1 睡房 1	-	-	-	-	-	-
	Bedroom 2 睡房 2	-	-	-	1	-	1
	Study Room 書房	-	-	-	1	-	1
	Master Bathroom 主人浴室	-	1	-	-	2	-
	Bathroom 1 浴室 1	-	1	-	-	1	-
	Bathroom 2 浴室 2	-	1	-	-	1	-
	Powder Room 化妝間	-	1	-	-	1	-
	Balcony (Leading to Living Room/Dining Room) 露台(往客廳/飯廳)	-	-	-	-	-	-
	Balcony (Leading to Master Bedroom) 露台 (往主人睡房)	-	-	-	-	-	-
	Kitchen (Including Lavatory) 廚房 (連洗手間)	-	2	1	2	2	2
	Air-Conditioning Plant Room 冷氣機房	-	-	-	-	-	-

Notes:
i. The symbol "-" as shown in the above table denotes "Not provided" or "Not applicable".
ii. "1, 2, ..." denotes the quantity of such provision(s) provided in the residential unit.
iii. The quantity of the lighting switch shown in the schedule denotes the quantity of switch faceplate.

備註:
i. 上表「 - 」代表不提供或不適用。
ii. 「1, 2, ...」表示提供於該住宅單位內的裝置數量。
iii. 説明表所顯示的燈掣數量是表示燈掣面板的數量。

Schedule of Mechanical & Electrical Provisions
機電裝置數量說明表

Items 項目									
Panic Alarm Button 緊急呼叫掣	VRV Central Controller VRV 分體空調中央控制器	Washing Machine Connection Point (Water Outlet) 洗衣機接駁點（出水位）	Washing Machine Connection Point (Water Inlet) 洗衣機接駁點（入水位）	Cable Connection Unit 接線位	MCB Board 總電掣箱	MCCB Board 總電掣箱（高容量）	Network Rack 網絡機架	Isolator for VRV Outdoor Unit VRV 空調室外機隔離開關	Spare Switch 備用開關
-	-	-	-	-	-	-	-	-	-
-	-	-	-	-	-	-	-	-	-
-	-	-	-	-	-	-	-	-	-
-	-	-	-	-	-	-	-	-	-
-	-	-	-	-	-	-	-	-	-
-	-	-	-	-	-	-	-	-	-
-	-	-	-	-	-	-	-	-	-
-	-	-	-	-	-	-	-	-	-
1	-	-	-	-	-	-	-	-	-
-	-	-	-	-	-	-	-	-	-
-	-	-	-	-	-	-	-	-	-
-	-	-	-	-	-	-	-	-	-
-	-	-	-	-	-	-	-	-	-
-	-	-	-	-	-	-	-	-	-
-	1	1	1	6	5	1	1	-	3
-	-	-	-	-	1	-	-	2	-

Notes:
i. The symbol "-" as shown in the above table denotes "Not provided" or "Not applicable".
ii. "1, 2, ..." denotes the quantity of such provision(s) provided in the residential unit.
iii. The quantity of the lighting switch shown in the schedule denotes the quantity of switch faceplate.

備註：
i. 上表「 - 」代表不提供或不適用。
ii.「1, 2, ...」表示提供於該住宅單位內的裝置數量。
iii.說明表所顯示的燈掣數量是表示燈掣面板的數量。

Schedule of Mechanical & Electrical Provisions
機電裝置數量説明表

Unit 單位	Location 位置	Items 項目					
		Lighting Point 燈位	Lighting Switch 燈掣	Weather-proof Lighting Switch 防水燈掣	Door Bell Push Button 門鈴按鈕	Door Bell 門鈴	13A Single Socket Outlet 13安培單位電插座
Unit A on 16/F of Tower 1 第1座 16樓A單位	Private Lift Lobby 私人升降機大堂	5	-	-	1	-	-
	Foyer 前廳	16	3	-	-	-	-
	Living Room and Dining Room 客廳及飯廳	33	2	-	-	-	-
	Family Room 家庭廳	13	-	-	-	-	2
	Master Bedroom (Including Walk-in Closet) 主人睡房 (連衣帽間)	28	5	-	-	-	1
	Bedroom 1 睡房 1	4	2	-	-	-	-
	Bedroom 2 睡房 2	3	3	-	-	-	2
	Bedroom 3 睡房 3	6	3	-	-	-	2
	Master Bathroom 主人浴室	7	-	-	-	-	-
	Bathroom 1 浴室 1	5	-	-	-	-	-
	Bathroom 2 浴室 2	5	-	-	-	-	-
	Bathroom 3 浴室 3	5	-	-	-	-	-
	Powder Room 化妝間	3	-	-	-	-	-
	Balcony (Leading to Living Room/Dining Room) 露台 (往客廳/飯廳)	2	-	-	-	-	-
	Balcony (Leading to Master Bedroom) 露台 (往主人睡房)	2	-	-	-	-	-
	Kitchen (Including Lavatory) 廚房 (連洗手間)	12	3	-	-	2	10
	Utility Room 工作間	2	1	-	-	-	-
	Air-Conditioning Plant Room 冷氣機房	2	-	1	-	-	-

Notes:
i. The symbol "-" as shown in the above table denotes "Not provided" or "Not applicable".
ii. "1, 2, ..." denotes the quantity of such provision(s) provided in the residential unit.
iii. The quantity of the lighting switch shown in the schedule denotes the quantity of switch faceplate.

備註：
i. 上表「 - 」代表不提供或不適用。
ii. 「1, 2, ...」表示提供於該住宅單位內的裝置數量。
iii. 説明表所顯示的燈掣數量是表示燈掣面板的數量。

Schedule of Mechanical & Electrical Provisions
機電裝置數量説明表

Items 項目												
13A Twin Socket Outlet 13安培雙位電插座	USB Charger Outlet USB 充電插座	Weather-proof Socket Outlet 防水電插座	Air-Conditioner Indoor Unit Connection Point 冷氣室內機接駁點	Gas Connection Point for Cooker 煮食爐煤氣接駁點	Connection Point for WIFI 無線網絡接駁點	Security Keypad 電子保安控制板	Video Door Phone 視像對講機	TV/FM Outlet 電視/電台天線插座	Telephone Outlet 電話插座	Fiber Outlet 光纖插座	Connection Point for Now TV Now TV 接駁點	Underfloor Heating Control Panel 地暖控制板
1	-	-	-	-	-	-	-	-	-	-	-	-
3	-	-	1	-	-	1	1	-	-	-	-	-
8	2	-	4	-	2	-	-	-	-	-	-	-
2	-	-	1	-	1	-	-	1	-	1	-	-
4	2	-	2	-	1	-	1	-	1	-	-	1
2	1	-	1	-	1	-	-	-	1	1	-	1
3	2	-	1	-	1	-	-	1	1	1	-	1
3	2	-	1	-	1	-	-	-	1	-	-	1
1	1	-	2	-	-	-	-	-	-	-	-	-
1	1	-	-	-	-	-	-	-	-	-	-	-
1	1	-	-	-	-	-	-	-	-	-	-	-
-	1	-	-	-	-	-	-	-	-	-	-	-
-	-	-	-	-	-	-	-	-	-	-	-	-
-	-	1	-	-	-	-	-	-	-	-	-	-
-	-	1	-	-	-	-	-	-	-	-	-	-
5	-	-	3	1	-	-	2	2	1	1	-	-
-	-	-	1	-	-	-	-	-	-	-	-	-
-	-	1	-	-	-	-	-	-	-	-	-	-

Notes:
i. The symbol "-" as shown in the above table denotes "Not provided" or "Not applicable".
ii. "1, 2, ..." denotes the quantity of such provision(s) provided in the residential unit.
iii. The quantity of the lighting switch shown in the schedule denotes the quantity of switch faceplate.

備註：
i. 上表「 - 」代表不提供或不適用。
ii.「1, 2, ...」表示提供於該住宅單位內的裝置數量。
iii.説明表所顯示的燈掣數量是表示燈掣面板的數量。

Schedule of Mechanical & Electrical Provisions
機電裝置數量説明表

Unit 單位	Location 位置	Items 項目					
		Lift Call Button 電梯呼叫按鈕	Exhaust Air Fan Connection Point 抽氣扇接駁點	Fresh Air Fan Connection Point 鮮氣扇接駁點	Exhaust Air Fan Switch 抽氣扇開關掣	Isolator for Electric Water Heater 電熱水爐隔離開關	Electric Water Heater Switch 電熱水爐掣
Unit A on 16/F of Tower 1 第1座 16樓A單位	Private Lift Lobby 私人升降機大堂	-	-	-	-	-	-
	Foyer 前廳	-	-	-	1	-	-
	Living Room and Dining Room 客廳及飯廳	1	-	-	-	-	-
	Family Room 家庭廳	-	-	-	-	-	-
	Master Bedroom (Including Walk-in Closet) 主人睡房 (連衣帽間)	-	-	-	1	-	1
	Bedroom 1 睡房 1	-	-	-	1	-	1
	Bedroom 2 睡房 2	-	-	-	1	-	1
	Bedroom 3 睡房 3	-	-	-	1	-	1
	Master Bathroom 主人浴室	-	1	1	-	3	-
	Bathroom 1 浴室 1	-	1	1	-	1	-
	Bathroom 2 浴室 2	-	1	1	-	1	-
	Bathroom 3 浴室 3	-	1	1	-	1	-
	Powder Room 化妝間	-	1	-	-	-	-
	Balcony (Leading to Living Room/Dining Room) 露台 (往客廳/飯廳)	-	-	-	-	-	-
	Balcony (Leading to Master Bedroom) 露台 (往主人睡房)	-	-	-	-	-	-
	Kitchen (Including Lavatory) 廚房 (連洗手間)	-	2	1	2	2	2
	Utility Room 工作間	-	-	-	-	1	1
	Air-Conditioning Plant Room 冷氣機房	-	-	-	-	-	-

Notes:
i. The symbol "-" as shown in the above table denotes "Not provided" or "Not applicable".
ii. "1, 2, ..." denotes the quantity of such provision(s) provided in the residential unit.
iii. The quantity of the lighting switch shown in the schedule denotes the quantity of switch faceplate.

備註：
i. 上表「 - 」代表不提供或不適用。
ii. 「1, 2, ...」表示提供於該住宅單位內的裝置數量。
iii. 説明表所顯示的燈掣數量是表示燈掣面板的數量。

Schedule of Mechanical & Electrical Provisions
機電裝置數量説明表

Items 項目									
Panic Alarm Button 緊急呼叫掣	VRV Central Controller VRV 分體空調中央控制器	Washing Machine Connection Point (Water Outlet) 洗衣機接駁點（出水位）	Washing Machine Connection Point (Water Inlet) 洗衣機接駁點（入水位）	Cable Connection Unit 接線位	MCB Board 總電掣箱	MCCB Board 總電掣箱（高容量）	Network Rack 網絡機架	Isolator for VRV Outdoor Unit VRV 空調室外機隔離開關	Spare Switch 備用開關
-	-	-	-	-	-	-	-	-	-
-	-	-	-	-	-	-	-	-	-
-	-	-	-	-	-	-	-	-	-
-	-	-	-	-	-	-	-	-	-
1	-	-	-	-	-	-	-	-	-
-	-	-	-	-	-	-	-	-	-
-	-	-	-	-	-	-	-	-	-
-	-	-	-	-	-	-	-	-	-
-	-	-	-	3	-	-	-	-	-
-	-	-	-	2	-	-	-	-	-
-	-	-	-	2	-	-	-	-	-
-	-	-	-	2	-	-	-	-	-
-	-	-	-	-	-	-	-	-	-
-	-	-	-	-	-	-	-	-	-
-	-	-	-	-	-	-	-	-	-
-	-	-	-	3	1	1	1	-	-
-	1	1	1	-	4	-	-	-	-
-	-	-	-	-	1	-	-	2	-

Notes:
i. The symbol "-" as shown in the above table denotes "Not provided" or "Not applicable".
ii. "1, 2, ..." denotes the quantity of such provision(s) provided in the residential unit.
iii. The quantity of the lighting switch shown in the schedule denotes the quantity of switch faceplate.

備註：
i. 上表「 - 」代表不提供或不適用。
ii.「1, 2, ...」表示提供於該住宅單位內的裝置數量。
iii.説明表所顯示的燈掣數量是表示燈掣面板的數量。

Schedule of Mechanical & Electrical Provisions
機電裝置數量説明表

Unit 單位	Location 位置	Items 項目					
		Lighting Point 燈位	Lighting Switch 燈掣	Weather-proof Lighting Switch 防水燈掣	Door Bell Push Button 門鈴按鈕	Door Bell 門鈴	13A Single Socket Outlet 13安培單位電插座
Unit C on 16/F of Tower 2 第2座 16樓C單位	Private Lift Lobby 私人升降機大堂	4	-	-	1	-	-
	Foyer 前廳	15	2	-	-	-	-
	Living Room and Dining Room 客廳及飯廳	44	3	-	-	-	1
	Family Room 家庭廳	14	4	-	-	-	1
	Master Bedroom (Including Walk-in Closet) 主人睡房 (連衣帽間)	19	4	-	-	-	5
	Bedroom 1 睡房 1	12	2	-	-	-	1
	Bedroom 2 睡房 2	11	3	-	-	-	1
	Bedroom 3 睡房 3	10	3	-	-	-	1
	Master Bathroom 主人浴室	10	-	-	-	-	2
	Bathroom 1 浴室 1	4	-	-	-	-	2
	Bathroom 2 浴室 2	4	-	-	-	-	2
	Bathroom 3 浴室 3	4	-	-	-	-	2
	Powder Room 化妝間	2	-	-	-	-	-
	Balcony (Leading to Living Room/Dining Room) 露台 (往客廳/飯廳)	2	-	-	-	-	-
	Balcony (Leading to Master Bedroom) 露台 (往主人睡房)	2	-	-	-	-	-
	Kitchen 廚房	18	7	-	-	-	-
	Utility Room (Including Lavatory) 工作間 (連洗手間)	7	2	-	-	-	-
	Air-Conditioning Plant Room 冷氣機房	2	-	1	-	-	-

Notes:
i. The symbol "-" as shown in the above table denotes "Not provided" or "Not applicable".
ii. "1, 2, ..." denotes the quantity of such provision(s) provided in the residential unit.
iii. The quantity of the lighting switch shown in the schedule denotes the quantity of switch faceplate.

備註：
i. 上表「 - 」代表不提供或不適用。
ii. 「1, 2, ...」表示提供於該住宅單位內的裝置數量。
iii. 説明表所顯示的燈掣數量是表示燈掣面板的數量。

Schedule of Mechanical & Electrical Provisions
機電裝置數量説明表

Items 項目												
13A Twin Socket Outlet 13安培雙位電插座	USB Charger Outlet USB 充電插座	Weather-proof Socket Outlet 防水電插座	Air-Conditioner Indoor Unit Connection Point 冷氣室內機接駁點	Gas Connection Point for Cooker 煮食爐煤氣接駁點	Connection Point for WIFI 無線網絡接駁點	Security Keypad 電子保安控制板	Video Door Phone 視像對講機	TV/FM Outlet 電視/電台天線插座	Telephone Outlet 電話插座	Fiber Outlet 光纖插座	Connection Point for Now TV Now TV 接駁點	Underfloor Heating Control Panel 地暖控制板
1	-	-	-	-	-	-	-	-	-	-	-	-
2	-	-	1	-	-	1	-	-	-	-	-	-
15	2	-	5	-	-	-	-	2	2	2	2	-
6	-	-	1	-	-	-	1	1	1	2	1	-
4	2	-	3	-	1	-	1	-	1	-	-	1
3	2	-	1	-	-	-	-	-	1	1	1	1
2	2	-	1	-	-	-	-	-	1	-	1	1
2	2	-	1	-	-	-	-	-	1	1	-	1
-	-	-	2	-	-	-	-	-	-	-	-	-
-	-	-	-	-	-	-	-	-	-	-	-	-
-	-	-	-	-	-	-	-	-	-	-	-	-
-	-	-	-	-	-	-	-	-	-	-	-	-
1	-	-	-	-	-	-	-	-	-	-	-	-
-	-	1	-	-	-	-	-	-	-	-	-	-
-	-	1	-	-	-	-	-	-	-	-	-	-
5	-	-	3	1	-	-	1	-	1	1	-	-
2	-	-	1	-	-	-	1	1	1	-	-	-
-	-	1	-	-	-	-	-	-	-	-	-	-

Notes:
i. The symbol "-" as shown in the above table denotes "Not provided" or "Not applicable".
ii. "1, 2, ..." denotes the quantity of such provision(s) provided in the residential unit.
iii. The quantity of the lighting switch shown in the schedule denotes the quantity of switch faceplate.

備註：
i. 上表「 - 」代表不提供或不適用。
ii.「1, 2, ...」表示提供於該住宅單位內的裝置數量。
iii.説明表所顯示的燈掣數量是表示燈掣面板的數量。

Schedule of Mechanical & Electrical Provisions
機電裝置數量説明表

Unit 單位	Location 位置	Items 項目					
		Lift Call Button 電梯呼叫按鈕	Exhaust Air Fan Connection Point 抽氣扇接駁點	Fresh Air Fan Connection Point 鮮氣扇接駁點	Exhaust Air Fan Switch 抽氣扇開關掣	Isolator for Electric Water Heater 電熱水爐隔離開關	Electric Water Heater Switch 電熱水爐掣
Unit C on 16/F of Tower 2 第2座 16樓C單位	Private Lift Lobby 私人升降機大堂	-	-	-	-	-	-
	Foyer 前廳	-	-	-	1	-	1
	Living Room and Dining Room 客廳及飯廳	1	-	-	-	-	-
	Family Room 家庭廳	-	-	-	-	-	-
	Master Bedroom (Including Walk-in Closet) 主人睡房 (連衣帽間)	-	-	-	2	-	2
	Bedroom 1 睡房 1	-	-	-	1	-	1
	Bedroom 2 睡房 2	-	-	-	1	-	1
	Bedroom 3 睡房 3	-	-	-	1	-	1
	Master Bathroom 主人浴室	-	1	-	-	2	-
	Bathroom 1 浴室 1	-	1	-	-	1	-
	Bathroom 2 浴室 2	-	1	-	-	1	-
	Bathroom 3 浴室 3	-	1	-	-	1	-
	Powder Room 化妝間	-	1	-	-	1	-
	Balcony (Leading to Living Room/Dining Room) 露台 (往客廳/飯廳)	-	-	-	-	-	-
	Balcony (Leading to Master Bedroom) 露台 (往主人睡房)	-	-	-	-	-	-
	Kitchen 廚房	-	2	1	1	1	1
	Utility Room (Including Lavatory) 工作間 (連洗手間)	-	1	-	1	1	1
	Air-Conditioning Plant Room 冷氣機房	-	-	-	-	-	-

Notes:
i. The symbol "-" as shown in the above table denotes "Not provided" or "Not applicable".
ii. "1, 2, ..." denotes the quantity of such provision(s) provided in the residential unit.
iii. The quantity of the lighting switch shown in the schedule denotes the quantity of switch faceplate.

備註：
i. 上表「 - 」代表不提供或不適用。
ii. 「1, 2, ...」表示提供於該住宅單位內的裝置數量。
iii. 説明表所顯示的燈掣數量是表示燈掣面板的數量。

Schedule of Mechanical & Electrical Provisions
機電裝置數量説明表

Items 項目									
Panic Alarm Button 緊急呼叫掣	VRV Central Controller VRV 分體空調中央控制器	Washing Machine Connection Point (Water Outlet) 洗衣機接駁點（出水位）	Washing Machine Connection Point (Water Inlet) 洗衣機接駁點（入水位）	Cable Connection Unit 接線位	MCB Board 總電掣箱	MCCB Board 總電掣箱（高容量）	Network Rack 網絡機架	Isolator for VRV Outdoor Unit VRV 空調室外機隔離開關	Spare Switch 備用開關
-	-	-	-	-	-	-	-	-	-
-	-	-	-	-	-	-	-	-	-
-	-	-	-	-	-	-	-	-	-
-	-	-	-	-	-	-	-	-	-
-	-	-	-	-	-	-	-	-	1
-	-	-	-	-	-	-	-	-	-
-	-	-	-	-	-	-	-	-	-
-	-	-	-	-	-	-	-	-	-
1	-	-	-	-	-	-	-	-	-
-	-	-	-	-	-	-	-	-	-
-	-	-	-	-	-	-	-	-	-
-	-	-	-	-	-	-	-	-	-
-	-	-	-	-	-	-	-	-	-
-	-	-	-	-	-	-	-	-	-
-	1	-	-	-	-	-	-	-	-
-	-	1	1	-	5	1	1	-	-
-	-	-	-	-	-	-	-	2	-

Notes:
i. The symbol "-" as shown in the above table denotes "Not provided" or "Not applicable".
ii. "1, 2, ..." denotes the quantity of such provision(s) provided in the residential unit.
iii. The quantity of the lighting switch shown in the schedule denotes the quantity of switch faceplate.

備註：
i. 上表「 - 」代表不提供或不適用。
ii.「1, 2, ...」表示提供於該住宅單位內的裝置數量。
iii.説明表所顯示的燈掣數量是表示燈掣面板的數量。

Schedule of Mechanical & Electrical Provisions
機電裝置數量説明表

Unit 單位	Location 位置	Items 項目					
		Lighting Point 燈位	Lighting Switch 燈掣	Door Bell Push Button 門鈴按鈕	Door Bell 門鈴	13A Single Socket Outlet 13安培單位電插座	13A Twin Socket Outlet 13安培雙位電插座
Penthouse A 頂層單位A	Private Lift Lobby 私人升降機大堂	1	-	1	-	1	-
	Foyer 前廳	3	3	-	-	-	1
	Dining Room 飯廳	4	4	-	-	1	11
	Living Room 客廳	9	5	-	-	-	7
	Family Room 家庭廳	13	3	-	-	-	6
	Master Bedroom 主人睡房	27	9	-	-	-	17
	Bedroom 1 (Including Walk-in Closet) 睡房 1 (連衣帽間)	9	3	-	-	-	6
	Bedroom 2 (Including Balcony) 睡房 2 (連露台)	7	4	-	-	-	6
	His Bathroom 男主人浴室	4	-	-	-	2	-
	Her Bathroom 女主人浴室	3	-	-	-	2	-
	Bathroom 1 浴室 1	3	-	-	-	2	-
	Bathroom 2 浴室 2	3	-	-	-	2	-
	Bathroom 3 浴室 3	3	-	-	-	2	-
	Powder Room 1 (Including Walk-in Closet) 化妝間 1 (連衣帽間)	4	2	-	-	2	-
	Powder Room 2 化妝間 2	3	-	-	-	2	-
	Open Flat Roof (Leading to Dining Room) 開放式平台 (往飯廳)	1	-	-	-	-	-
	Flat Roof (Including Store) (Leading to Living Room) 平台 (連儲物間) (往客廳)	6	1	-	-	-	-
	Balcony (Leading to Master Bedroom) 露台 (往主人睡房)	2	-	-	-	-	-
	Kitchen 廚房	15	2	-	2	4	7
	Store 2 儲物間 2	1	1	-	-	-	1
	Maid's Room on 18/F 18樓工人房	5	2	-	-	2	1
	Maid's Room on 19/F 19樓工人房	6	2	-	-	1	2
	Utility Room on 18/F (Including Lavatory) 18樓工作間 (連洗手間)	6	2	-	-	1	-
	Utility Room on 19/F (Including Lavatory) 19樓工作間 (連洗手間)	3	2	-	-	-	1
	Staircase of 18/F to Roof 18樓至天台樓梯	7	1	-	-	-	-
	Roof 天台	10	1	-	-	-	-

Note 1:
"Penthouse A" means Penthouse A on 18/F, 19/F and Roof of Tower 1

Note 2:
i. The symbol "-" as shown in the above table denotes "Not provided" or "Not applicable".
ii. "1, 2, ..." denotes the quantity of such provision(s) provided in the residential unit.
iii. The quantity of the lighting switch shown in the schedule denotes the quantity of switch faceplate.

備註1：
「頂層單位A」是指第1座18樓、19樓及平台之頂層單位A

備註2：
i. 上表「 - 」代表不提供或不適用。
ii. 「1, 2, ...」表示提供於該住宅單位內的裝置數量。
iii. 説明表所顯示的燈掣數量是表示燈掣面板的數量。

Schedule of Mechanical & Electrical Provisions
機電裝置數量説明表

Items 項目										
Weather-proof Single Socket Outlet 防水單位電插座	Air-Conditioner Indoor Unit Connection Point 冷氣室內機接駁點	Gas Connection Point for Cooker 煮食爐煤氣接駁點	Connection Point for WIFI 無線網絡接駁點	Security Keypad 電子保安控制板	Video Door Phone 視像對講機	TV/FM Outlet 電視/電台天線插座	Telephone Outlet 電話插座	Fiber Outlet 光纖插座	Connection Point for Now TV Now TV 接駁點	Lift Call Button 電梯呼叫掣
-	-	-	-	-	-	-	-	-	-	-
-	2	-	-	1	-	-	-	-	-	-
-	6	-	2	-	-	3	2	3	3	1
-	5	-	2	-	1	2	2	2	2	-
-	4	-	1	-	-	2	2	2	2	-
-	7	-	2	-	1	3	2	3	3	-
-	1	-	1	-	-	1	1	1	1	-
-	1	-	1	-	-	1	1	1	1	-
-	1	-	-	-	-	-	-	-	-	-
-	1	-	-	-	-	-	-	-	-	-
-	-	-	-	-	-	-	-	-	-	-
-	-	-	-	-	-	-	-	-	-	-
-	-	-	-	-	-	-	-	-	-	-
-	1	-	-	-	-	-	-	-	-	-
-	-	-	-	-	-	-	-	-	-	-
1	-	-	-	-	-	-	-	-	-	-
1	-	-	-	-	-	-	-	-	-	-
1	-	-	-	-	-	-	-	-	-	-
-	2	1	1	-	1	1	1	1	1	-
-	1	-	-	-	-	-	-	-	-	-
-	1	-	-	-	1	1	1	-	-	-
-	1	-	-	-	-	-	-	-	-	-
-	-	-	-	-	-	-	-	-	-	-
-	1	-	-	-	1	1	1	-	-	-
-	2	-	-	-	-	-	-	-	-	-
-	-	-	-	-	-	-	-	-	-	-

Note 1:
"Penthouse A" means Penthouse A on 18/F, 19/F and Roof of Tower 1

Note 2:
i. The symbol "-" as shown in the above table denotes "Not provided" or "Not applicable".
ii. "1, 2, ..." denotes the quantity of such provision(s) provided in the residential unit.
iii. The quantity of the lighting switch shown in the schedule denotes the quantity of switch faceplate.

備註1：
「頂層單位A」是指第1座18樓、19樓及平台之頂層單位A

備註2：
i. 上表「 - 」代表不提供或不適用。
ii. 「1, 2, ...」表示提供於該住宅單位內的裝置數量。
iii. 説明表所顯示的燈掣數量是表示燈掣面板的數量。

Schedule of Mechanical & Electrical Provisions
機電裝置數量説明表

Unit 單位	Location 位置	Items 項目					
		Exhaust Air Fan Connection Point 抽氣扇接駁點	Fresh Air Fan Connection Point 鮮氣扇接駁點	Exhaust Air Fan Switch 抽氣扇開關掣	Isolator for Electric Water Heater 電熱水爐隔離開關	Electric Water Heater Switch 電熱水爐掣	Panic Alarm Button 緊急呼叫掣
Penthouse A 頂層單位A	Private Lift Lobby 私人升降機大堂	-	-	-	-	-	-
	Foyer 前廳	-	-	-	-	-	-
	Dining Room 飯廳	-	-	-	-	-	-
	Living Room 客廳	-	-	-	-	-	-
	Family Room 家庭廳	-	-	-	-	-	-
	Master Bedroom 主人睡房	-	-	-	-	-	-
	Bedroom 1 (Including Walk-in Closet) 睡房 1 (連衣帽間)	-	-	-	-	-	-
	Bedroom 2 (Including Balcony) 睡房 2 (連露台)	-	-	-	-	-	-
	His Bathroom 男主人浴室	2	-	1	2	2	1
	Her Bathroom 女主人浴室	2	-	1	2	2	1
	Bathroom 1 浴室 1	1	-	1	1	1	-
	Bathroom 2 浴室 2	1	-	1	1	1	-
	Bathroom 3 浴室 3	1	-	1	1	1	-
	Powder Room 1 (Including Walk-in Closet) 化妝間 1 (連衣帽間)	1	-	1	1	1	-
	Powder Room 2 化妝間 2	1	-	1	1	1	-
	Open Flat Roof (Leading to Dining Room) 開放式平台 (往飯廳)	-	-	-	-	-	-
	Flat Roof (Including Store) (Leading to Living Room) 平台 (連儲物間) (往客廳)	-	-	-	-	-	-
	Balcony (Leading to Master Bedroom) 露台 (往主人睡房)	-	-	-	-	-	-
	Kitchen 廚房	2	1	1	1	1	-
	Store 2 儲物間 2	-	-	-	-	-	-
	Maid's Room on 18/F 18樓工人房	-	-	-	-	-	-
	Maid's Room on 19/F 19樓工人房	-	-	-	-	-	-
	Utility Room on 18/F (Including Lavatory) 18樓工作間 (連洗手間)	1	-	1	1	1	-
	Utility Room on 19/F (Including Lavatory) 19樓工作間 (連洗手間)	1	-	1	1	1	-
	Staircase of 18/F to Roof 18樓至天台樓梯	-	-	-	-	-	-
	Roof 天台	-	-	-	-	-	-

Note 1:
"Penthouse A" means Penthouse A on 18/F, 19/F and Roof of Tower 1

Note 2:
i. The symbol "-" as shown in the above table denotes "Not provided" or "Not applicable".
ii. "1, 2, ..." denotes the quantity of such provision(s) provided in the residential unit.
iii. The quantity of the lighting switch shown in the schedule denotes the quantity of switch faceplate.

備註1:
「頂層單位A」是指第1座18樓、19樓及平台之頂層單位A

備註2:
i. 上表「 - 」代表不提供或不適用。
ii. 「1, 2, ...」表示提供於該住宅單位內的裝置數量。
iii. 説明表所顯示的燈掣數量是表示燈掣面板的數量。

Schedule of Mechanical & Electrical Provisions
機電裝置數量說明表

Items 項目										
VRV Central Controller VRV分體空調中央控制器	Washing Machine Connection Point (Water Outlet) 洗衣機接駁點（出水位）	Washing Machine Connection Point (Water Inlet) 洗衣機接駁點（入水位）	Cable Connection Unit 接線位	MCB Board 總電掣箱	MCCB Board 總電掣箱（高容量）	Network Rack 網絡機架	Isolator for Jacuzzi 按摩浴缸隔離開關	Isolator for VRV Outdoor Unit VRV空調室外機隔離開關	Isolator for Swimming Pool Heat Pump 游泳池熱泵隔離開關	Isolator for Swimming Pool Filtration System 游泳池系統隔離開關
-	-	-	-	-	-	-	-	-	-	-
-	-	-	-	-	-	-	-	-	-	-
-	-	-	-	-	-	-	-	-	-	-
-	-	-	-	-	-	-	-	-	-	-
-	-	-	-	-	-	-	-	-	-	-
-	-	-	-	-	-	-	-	-	-	-
-	-	-	-	-	-	-	-	-	-	-
-	-	-	-	-	-	-	-	-	-	-
-	-	-	-	-	-	-	-	-	-	-
-	-	-	-	-	-	-	-	-	-	-
-	-	-	-	-	-	-	-	-	-	-
-	-	-	-	-	-	-	-	-	-	-
-	-	-	-	-	-	-	-	-	-	-
-	-	-	-	-	-	-	-	-	-	-
-	-	-	-	-	-	-	-	-	-	-
-	-	-	-	-	-	-	-	-	-	-
-	-	-	-	-	-	-	-	-	-	-
-	-	-	-	-	-	-	-	-	-	-
1	1	1	6	2	-	-	-	-	-	-
-	-	-	-	4	1	1	-	-	-	-
-	-	-	-	-	-	-	-	-	-	-
-	-	-	-	-	-	-	-	-	-	-
-	1	1	-	-	-	-	-	-	-	-
-	-	-	-	-	-	-	-	-	-	-
-	-	-	-	-	-	-	-	-	-	-
-	-	-	-	-	-	-	1	3	-	-

Note 1:
"Penthouse A" means Penthouse A on 18/F, 19/F and Roof of Tower 1

Note 2:
i. The symbol "-" as shown in the above table denotes "Not provided" or "Not applicable".
ii. "1, 2, ..." denotes the quantity of such provision(s) provided in the residential unit.
iii. The quantity of the lighting switch shown in the schedule denotes the quantity of switch faceplate.

備註1：
「頂層單位A」是指第1座18樓、19樓及平台之頂層單位A

備註2：
i. 上表「 - 」代表不提供或不適用。
ii. 「1, 2, ...」表示提供於該住宅單位內的裝置數量。
iii. 說明表所顯示的燈掣數量是表示燈掣面板的數量。

Schedule of Mechanical & Electrical Provisions
機電裝置數量説明表

Unit 單位	Location 位置	Items 項目					
		Lighting Point 燈位	Lighting Switch 燈掣	Door Bell Push Button 門鈴按鈕	Door Bell 門鈴	13A Single Socket Outlet 13安培單位電插座	13A Twin Socket Outlet 13安培雙位電插座
Penthouse B 頂層單位B	Private Lift Lobby 私人升降機大堂	1	-	1	-	-	1
	Foyer 前廳	1	2	-	-	-	1
	Dining Room 飯廳	2	2	-	-	-	10
	Living Room 客廳	4	4	-	-	-	15
	Family Room (Including Pantry) 家庭廳 (連備餐間)	3	3	-	-	-	7
	Sitting Area 起居室	2	2	-	-	-	5
	Multi-Function Room 多用途房間	1	1	-	-	-	1
	Master Bedroom 主人睡房	4	7	-	-	-	11
	Bedroom 1 睡房 1	3	3	-	-	-	6
	Bedroom 2 睡房 2	3	2	-	-	-	6
	Bedroom 3 睡房 3	2	2	-	-	-	6
	Bedroom 4 (Including Balcony) 睡房 4 (連露台)	4	3	-	-	-	6
	His Bathroom 男主人浴室	4	-	-	-	2	2
	Her Bathroom 女主人浴室	8	-	-	-	2	2
	Bathroom 1 浴室 1	3	-	-	-	2	-
	Bathroom 2 浴室 2	3	-	-	-	2	-
	Bathroom 3 浴室 3	3	-	-	-	2	-
	Bathroom 4 浴室 4	3	-	-	-	2	-
	Powder Room 1 (Including Walk-in Closet) 化妝間 1 (連衣帽間)	4	2	-	-	2	-
	Powder Room 2 (Including Walk-in Closet) 化妝間 2 (連衣帽間)	3	2	-	-	2	-
	Open Flat Roof (Leading to Dining Room) 開放式平台 (往飯廳)	1	-	-	-	-	-
	Flat Roof (Leading to Living Room) 平台 (往客廳)	2	-	-	-	-	-
	Balcony (Leading to Master Bedroom) 露台 (往主人睡房)	2	-	-	-	-	-
	Kitchen (Including Pantry) 廚房 (連備餐間)	14	4	-	2	5	7
	Maid's Room on 18/F (Including Lavatory) 18樓工人房 (連洗手間)	7	4	-	-	2	2
	Maid's Room on 19/F (Including Lavatory) 19樓工人房 (連洗手間)	6	4	-	-	1	2
	Utility Room on 18/F 18樓工作間	1	1	-	-	-	2
	Walk-in Closet (Next to His Bathroom) 衣帽間 (男主人浴室旁)	1	1	-	-	-	2
	Walk-in Closet (Next to Her Bathroom) 衣帽間 (女主人浴室旁)	2	1	-	-	-	3
	Store on Roof 天台儲物間	1	1	-	-	-	-
	Staircase of 18/F to Roof 18樓至天台樓梯	5	1	-	-	-	-
	Roof (Including Swimming Pool) 天台 (連游泳池)	12	1	-	-	-	-

Note 1:
"Penthouse B" means Penthouse B on 18/F, 19/F and Roof of Tower 1

Note 2:
i. The symbol "-" as shown in the above table denotes "Not provided" or "Not applicable".
ii. "1, 2, ..." denotes the quantity of such provision(s) provided in the residential unit.
iii. The quantity of the lighting switch shown in the schedule denotes the quantity of switch faceplate.

備註1：
「頂層單位B」是指第1座18樓、19樓及平台之頂層單位B

備註2：
i. 上表「 - 」代表不提供或不適用。
ii. 「1, 2, ...」表示提供於該住宅單位內的裝置數量。
iii. 説明表所顯示的燈掣數量是表示燈掣面板的數量。

Schedule of Mechanical & Electrical Provisions
機電裝置數量説明表

Items 項目										
Weather-proof Single Socket Outlet 防水單位電插座	Air-Conditioner Indoor Unit Connection Point 冷氣室內機接駁點	Gas Connection Point for Cooker 煮食爐煤氣接駁點	Connection Point for WIFI 無線網絡接駁點	Security Keypad 電子保安控制板	Video Door Phone 視像對講機	TV/FM Outlet 電視/電台天線插座	Telephone Outlet 電話插座	Fiber Outlet 光纖插座	Connection Point for Now TV Now TV 接駁點	Lift Call Button 電梯呼叫掣
-	-	-	-	-	-	-	-	-	-	-
-	1	-	-	1	-	-	-	-	-	-
-	2	-	1	-	-	3	2	3	3	1
-	6	-	1	-	-	3	2	3	3	-
-	3	-	1	-	-	2	2	2	2	-
-	2	-	1	-	-	1	1	1	1	-
-	2	-	1	1	1	-	-	-	-	-
-	4	-	1	-	1	2	1	2	2	-
-	1	-	1	-	-	1	1	1	1	-
-	2	-	1	-	-	1	1	1	1	-
-	2	-	1	-	-	1	1	1	1	-
-	2	-	1	-	-	1	1	1	1	-
-	1	-	-	-	-	-	-	-	-	-
-	1	-	-	-	-	-	-	-	-	-
-	-	-	-	-	-	-	-	-	-	-
-	-	-	-	-	-	-	-	-	-	-
-	-	-	-	-	-	-	-	-	-	-
-	-	-	-	-	-	-	-	-	-	-
-	1	-	-	-	-	-	-	-	-	-
-	1	-	-	-	-	-	-	-	-	-
1	-	-	-	-	-	-	-	-	-	-
1	-	-	-	-	-	-	-	-	-	-
1	-	-	-	-	-	-	-	-	-	-
-	3	1	1	-	1	1	1	1	1	-
-	1	-	-	-	-	1	1	-	-	-
-	1	-	-	-	1	1	1	-	-	-
-	1	-	-	-	-	1	1	-	-	-
-	1	-	-	-	-	-	-	-	-	-
-	1	-	-	-	-	-	-	-	-	-
-	1	-	-	-	-	-	-	-	-	-
-	-	-	-	-	-	-	-	-	-	-
6	1	-	-	-	-	-	-	-	-	-

Note 1:
"Penthouse B" means Penthouse B on 18/F, 19/F and Roof of Tower 1

Note 2:
i. The symbol "-" as shown in the above table denotes "Not provided" or "Not applicable".
ii. "1, 2, ..." denotes the quantity of such provision(s) provided in the residential unit.
iii. The quantity of the lighting switch shown in the schedule denotes the quantity of switch faceplate.

備註1：
「頂層單位B」是指第1座18樓、19樓及平台之頂層單位B

備註2：
i. 上表「 - 」代表不提供或不適用。
ii. 「1, 2, ...」表示提供於該住宅單位內的裝置數量。
iii. 説明表所顯示的燈掣數量是表示燈掣面板的數量。

Schedule of Mechanical & Electrical Provisions
機電裝置數量説明表

Unit 單位	Location 位置	Items 項目					
		Exhaust Air Fan Connection Point 抽氣扇接駁點	Fresh Air Fan Connection Point 鮮氣扇接駁點	Exhaust Air Fan Switch 抽氣扇開關掣	Isolator for Electric Water Heater 電熱水爐隔離開關	Electric Water Heater Switch 電熱水爐掣	Panic Alarm Button 緊急呼叫掣
Penthouse B 頂層單位B	Private Lift Lobby 私人升降機大堂	-	-	-	-	-	-
	Foyer 前廳	-	-	-	-	-	-
	Dining Room 飯廳	-	-	-	-	-	-
	Living Room 客廳	-	-	-	-	-	-
	Family Room (Including Pantry) 家庭廳 (連備餐間)	1	-	1	-	-	-
	Sitting Area 起居室	-	-	-	-	-	-
	Multi-Function Room 多用途房間	-	-	-	-	-	-
	Master Bedroom 主人睡房	-	-	-	-	-	-
	Bedroom 1 睡房 1	-	-	-	-	-	-
	Bedroom 2 睡房 2	-	-	-	-	-	-
	Bedroom 3 睡房 3	-	-	-	-	-	-
	Bedroom 4 (Including Balcony) 睡房 4 (連露台)	-	-	-	-	-	-
	His Bathroom 男主人浴室	2	-	1	2	2	1
	Her Bathroom 女主人浴室	2	-	1	2	2	1
	Bathroom 1 浴室 1	1	-	1	1	1	-
	Bathroom 2 浴室 2	1	-	1	1	1	-
	Bathroom 3 浴室 3	1	-	1	1	1	-
	Bathroom 4 浴室 4	1	-	1	1	1	-
	Powder Room 1 (Including Walk-in Closet) 化妝間 1 (連衣帽間)	1	-	1	1	1	-
	Powder Room 2 (Including Walk-in Closet) 化妝間 2 (連衣帽間)	1	-	1	1	1	-
	Open Flat Roof (Leading to Dining Room) 開放式平台 (往飯廳)	-	-	-	-	-	-
	Flat Roof (Leading to Living Room) 平台 (往客廳)	-	-	-	-	-	-
	Balcony (Leading to Master Bedroom) 露台 (往主人睡房)	-	-	-	-	-	-
	Kitchen (Including Pantry) 廚房 (連備餐間)	2	2	1	1	1	-
	Maid's Room on 18/F (Including Lavatory) 18樓工人房 (連洗手間)	1	-	1	1	1	-
	Maid's Room on 19/F (Including Lavatory) 19樓工人房 (連洗手間)	1	-	1	1	1	-
	Utility Room on 18/F 18樓工作間	1	-	1	1	1	-
	Walk-in Closet (Next to His Bathroom) 衣帽間 (男主人浴室旁)	-	-	-	-	-	-
	Walk-in Closet (Next to Her Bathroom) 衣帽間 (女主人浴室旁)	-	-	-	-	-	-
	Store on Roof 天台儲物間	-	-	-	-	-	-
	Staircase of 18/F to Roof 18樓至天台樓梯	-	-	-	-	-	-
	Roof (Including Swimming Pool) 天台 (連游泳池)	-	-	-	-	-	-

Note 1:
"Penthouse B" means Penthouse B on 18/F, 19/F and Roof of Tower 1

Note 2:
i. The symbol "-" as shown in the above table denotes "Not provided" or "Not applicable".
ii. "1, 2, ..." denotes the quantity of such provision(s) provided in the residential unit.
iii. The quantity of the lighting switch shown in the schedule denotes the quantity of switch faceplate.

備註1：
「頂層單位B」是指第1座18樓、19樓及平台之頂層單位B

備註2：
i. 上表「 - 」代表不提供或不適用。
ii. 「1, 2, ...」表示提供於該住宅單位內的裝置數量。
iii. 説明表所顯示的燈掣數量是表示燈掣面板的數量。

Schedule of Mechanical & Electrical Provisions
機電裝置數量說明表

Items 項目										
VRV Central Controller VRV分體空調中央控制器	Washing Machine Connection Point (Water Outlet) 洗衣機接駁點(出水位)	Washing Machine Connection Point (Water Inlet) 洗衣機接駁點(入水位)	Cable Connection Unit 接線位	MCB Board 總電掣箱	MCCB Board 總電掣箱(高容量)	Network Rack 網絡機架	Isolator for Jacuzzi 按摩浴缸隔離開關	Isolator for VRV Outdoor Unit VRV空調室外機隔離開關	Isolator for Swimming Pool Heat Pump 游泳池熱泵隔離開關	Isolator for Swimming Pool Filtration System 游泳池系統隔離開關
-	-	-	-	-	-	-	-	-	-	-
-	-	-	-	-	-	-	-	-	-	-
-	-	-	-	-	-	-	-	-	-	-
-	-	-	-	-	-	-	-	-	-	-
-	-	-	-	-	-	-	-	-	-	-
-	-	-	-	-	-	-	-	-	-	-
-	-	-	-	-	-	-	-	-	-	-
-	-	-	-	-	-	-	-	-	-	-
-	-	-	-	-	-	-	-	-	-	-
-	-	-	-	-	-	-	-	-	-	-
-	-	-	-	-	-	-	-	-	-	-
-	-	-	-	-	-	-	-	-	-	-
-	-	-	-	-	-	-	-	-	-	-
-	-	-	-	-	-	-	-	-	-	-
-	-	-	-	-	-	-	-	-	-	-
-	-	-	-	-	-	-	-	-	-	-
-	-	-	-	-	-	-	-	-	-	-
-	-	-	-	-	-	-	-	-	-	-
-	-	-	-	-	-	-	-	-	-	-
-	-	-	-	-	-	-	-	-	-	-
-	-	-	-	-	-	-	-	-	-	-
-	-	-	-	-	-	-	-	-	-	-
-	-	-	-	-	-	-	-	-	-	-
1	-	-	11	-	-	-	-	-	-	-
-	-	-	-	-	-	1	-	-	-	-
-	-	-	-	2	-	-	-	-	-	-
-	1	1	2	4	1	-	-	-	-	-
-	-	-	-	-	-	-	-	-	-	-
-	-	-	-	-	-	-	-	-	-	-
-	-	-	-	-	-	-	-	-	-	-
-	-	-	-	-	-	-	-	-	-	-
-	-	-	-	-	-	-	-	2	1	1

Note 1:
"Penthouse B" means Penthouse B on 18/F, 19/F and Roof of Tower 1

Note 2:
i. The symbol "-" as shown in the above table denotes "Not provided" or "Not applicable".
ii. "1, 2, ..." denotes the quantity of such provision(s) provided in the residential unit.
iii. The quantity of the lighting switch shown in the schedule denotes the quantity of switch faceplate.

備註1：
「頂層單位B」是指第1座18樓、19樓及平台之頂層單位B

備註2：
i. 上表「 - 」代表不提供或不適用。
ii. 「1, 2, ...」表示提供於該住宅單位內的裝置數量。
iii. 說明表所顯示的燈掣數量是表示燈掣面板的數量。

Schedule of Mechanical & Electrical Provisions
機電裝置數量説明表

Unit 單位	Location 位置	Items 項目					
		Lighting Point 燈位	Lighting Switch 燈掣	Door Bell Push Button 門鈴按鈕	Door Bell 門鈴	13A Single Socket Outlet 13安培單位電插座	13A Twin Socket Outlet 13安培雙位電插座
Penthouse C 頂層單位C	Private Lift Lobby 私人升降機大堂	1	-	1	-	-	1
	Foyer 前廳	1	2	-	-	-	2
	Dining Room 飯廳	2	2	-	-	-	10
	Living Room 客廳	6	6	-	-	-	16
	Family Room 家庭廳	4	4	-	-	-	7
	Sitting Area (Including Pantry) 起居室 (連備餐間)	2	3	-	-	-	6
	Master Bedroom 主人睡房	4	5	-	-	-	9
	Bedroom 1 睡房 1	2	3	-	-	-	6
	Bedroom 2 睡房 2	3	3	-	-	-	6
	Bedroom 3 睡房 3	3	2	-	-	-	6
	Bedroom 4 (Including Balcony) 睡房 4 (連露台)	5	4	-	-	-	6
	His Bathroom 男主人浴室	8	-	-	-	2	2
	Her Bathroom 女主人浴室	8	-	-	-	2	2
	Bathroom 1 浴室 1	3	-	-	-	2	-
	Bathroom 2 浴室 2	3	-	-	-	2	-
	Bathroom 3 浴室 3	3	-	-	-	2	-
	Bathroom 4 浴室 4	3	-	-	-	2	-
	Powder Room 1 (Including Walk-in Closet) 化妝間 1 (連衣帽間)	4	2	-	-	2	-
	Powder Room 2 化妝間 2	2	-	-	-	2	-
	Open Flat Roof (Leading to Dining Room) 開放式平台 (往飯廳)	1	-	-	-	-	-
	Flat Roof (Leading to Living Room) 平台 (往客廳)	2	-	-	-	-	-
	Balcony (Leading to Master Bedroom) 露台 (往主人睡房)	2	-	-	-	-	-
	Kitchen (Including Pantry) 廚房 (連備餐間)	18	3	-	2	5	5
	Maid's Room on 18/F (Including Lavatory) 18樓工人房 (連洗手間)	3	5	-	-	1	3
	Maid's Room on 19/F (Including Lavatory) 19樓工人房 (連洗手間)	2	2	-	-	1	1
	Utility Room on 18/F 18樓工作間	1	1	-	-	-	3
	Study Room 書房	1	1	-	-	-	4
	Walk-in Closet (Next to His Bathroom) 衣帽間 (男主人浴室旁)	1	1	-	-	-	-
	Walk-in Closet (Next to Her Bathroom) 衣帽間 (女主人浴室旁)	1	1	-	-	-	-
	Store on Roof 天台儲物間	1	1	-	-	-	-
	Staircase of 18/F to Roof 18樓至天台樓梯	7	1	-	-	-	-
	Roof (Including Swimming Pool) 天台 (連游泳池)	13	1	-	-	-	-

Note 1:
"Penthouse C" means Penthouse C on 18/F, 19/F and Roof of Tower 2

Note 2:
i. The symbol "-" as shown in the above table denotes "Not provided" or "Not applicable".
ii. "1, 2, ..." denotes the quantity of such provision(s) provided in the residential unit.
iii. The quantity of the lighting switch shown in the schedule denotes the quantity of switch faceplate.

備註1：
「頂層單位C」是指第2座18樓、19樓及平台之頂層單位C

備註2：
i. 上表「 - 」代表不提供或不適用。
ii. 「1, 2, ...」表示提供於該住宅單位內的裝置數量。
iii. 説明表所顯示的燈掣數量是表示燈掣面板的數量。

Schedule of Mechanical & Electrical Provisions
機電裝置數量説明表

Items 項目										
Weather-proof Single Socket Outlet 防水單位電插座	Air-Conditioner Indoor Unit Connection Point 冷氣室內機接駁點	Gas Connection Point for Cooker 煮食爐煤氣接駁點	Connection Point for WIFI 無線網絡接駁點	Security Keypad 電子保安控制板	Video Door Phone 視像對講機	TV/FM Outlet 電視/電台天線插座	Telephone Outlet 電話插座	Fiber Outlet 光纖插座	Connection Point for Now TV Now TV 接駁點	Lift Call Button 電梯呼叫掣
-	-	-	-	-	-	-	-	-	-	-
-	1	-	-	1	1	-	-	-	-	-
-	4	-	1	-	-	3	2	3	3	1
-	6	-	2	-	-	3	2	3	3	-
-	2	-	1	-	-	2	2	2	2	-
-	3	-	-	-	-	-	-	-	-	-
-	4	-	1	-	1	2	1	2	2	-
-	1	-	1	-	-	1	1	1	1	-
-	1	-	1	-	-	1	1	1	1	-
-	1	-	1	-	-	1	1	1	1	-
-	1	-	1	-	-	1	1	1	1	-
-	1	-	-	-	-	-	-	-	-	-
-	1	-	-	-	-	-	-	-	-	-
-	-	-	-	-	-	-	-	-	-	-
-	-	-	-	-	-	-	-	-	-	-
-	-	-	-	-	-	-	-	-	-	-
-	-	-	-	-	-	-	-	-	-	-
-	1	-	-	-	-	-	-	-	-	-
-	1	-	-	-	-	-	-	-	-	-
1	-	-	-	-	-	-	-	-	-	-
1	-	-	-	-	-	-	-	-	-	-
1	-	-	-	-	-	-	-	-	-	-
-	3	1	-	-	1	1	1	1	1	-
-	1	-	-	-	1	1	1	-	-	-
-	2	-	-	-	1	1	1	-	-	-
-	1	-	-	-	-	-	-	-	-	-
-	1	-	-	-	-	1	1	1	1	-
-	1	-	-	-	-	-	-	-	-	-
-	1	-	-	-	-	-	-	-	-	-
-	1	-	-	-	-	-	-	-	-	-
-	-	-	-	-	-	-	-	-	-	-
6	1	-	-	-	-	-	-	-	-	-

Note 1:
"Penthouse C" means Penthouse C on 18/F, 19/F and Roof of Tower 2

Note 2:
i. The symbol "-" as shown in the above table denotes "Not provided" or "Not applicable".
ii. "1, 2, ..." denotes the quantity of such provision(s) provided in the residential unit.
iii. The quantity of the lighting switch shown in the schedule denotes the quantity of switch faceplate.

備註1：
「頂層單位C」是指第2座18樓、19樓及平台之頂層單位C

備註2：
i. 上表「 - 」代表不提供或不適用。
ii. 「1, 2, ...」表示提供於該住宅單位內的裝置數量。
iii. 説明表所顯示的燈掣數量是表示燈掣面板的數量。

Schedule of Mechanical & Electrical Provisions
機電裝置數量説明表

Unit 單位	Location 位置	Items 項目					
		Exhaust Air Fan Connection Point 抽氣扇接駁點	Fresh Air Fan Connection Point 鮮氣扇接駁點	Exhaust Air Fan Switch 抽氣扇開關掣	Isolator for Electric Water Heater 電熱水爐隔離開關	Electric Water Heater Switch 電熱水爐掣	Panic Alarm Button 緊急呼叫掣
Penthouse C 頂層單位C	Private Lift Lobby 私人升降機大堂	-	-	-	-	-	-
	Foyer 前廳	-	-	-	-	-	-
	Dining Room 飯廳	-	-	-	-	-	-
	Living Room 客廳	-	-	-	-	-	-
	Family Room 家庭廳	-	-	-	-	-	-
	Sitting Area (Including Pantry) 起居室 (連備餐間)	1	-	1	1	1	-
	Master Bedroom 主人睡房	-	-	-	-	-	-
	Bedroom 1 睡房 1	-	-	-	-	-	-
	Bedroom 2 睡房 2	-	-	-	-	-	-
	Bedroom 3 睡房 3	-	-	-	-	-	-
	Bedroom 4 (Including Balcony) 睡房 4 (連露台)	-	-	-	-	-	-
	His Bathroom 男主人浴室	2	-	1	2	2	1
	Her Bathroom 女主人浴室	2	-	1	2	2	1
	Bathroom 1 浴室 1	1	-	1	1	1	-
	Bathroom 2 浴室 2	1	-	1	1	1	-
	Bathroom 3 浴室 3	1	-	1	1	1	-
	Bathroom 4 浴室 4	1	-	1	1	1	-
	Powder Room 1 (Including Walk-in Closet) 化妝間 1 (連衣帽間)	1	-	1	1	1	-
	Powder Room 2 化妝間 2	1	-	1	1	1	-
	Open Flat Roof (Leading to Dining Room) 開放式平台 (往飯廳)	-	-	-	-	-	-
	Flat Roof (Leading to Living Room) 平台 (往客廳)	-	-	-	-	-	-
	Balcony (Leading to Master Bedroom) 露台 (往主人睡房)	-	-	-	-	-	-
	Kitchen (Including Pantry) 廚房 (連備餐間)	4	2	2	2	2	-
	Maid's Room on 18/F (Including Lavatory) 18樓工人房 (連洗手間)	1	-	1	1	1	-
	Maid's Room on 19/F (Including Lavatory) 19樓工人房 (連洗手間)	1	-	1	-	-	-
	Utility Room on 18/F 18樓工作間	-	-	-	1	1	-
	Study Room 書房	-	-	-	-	-	-
	Walk-in Closet (Next to His Bathroom) 衣帽間 (男主人浴室旁)	-	-	-	-	-	-
	Walk-in Closet (Next to Her Bathroom) 衣帽間 (女主人浴室旁)	-	-	-	-	-	-
	Store on Roof 天台儲物間	-	-	-	-	-	-
	Staircase of 18/F to Roof 18樓至天台樓梯	-	-	-	-	-	-
	Roof (Including Swimming Pool) 天台 (連游泳池)	-	-	-	-	-	-

Note 1:
"Penthouse C" means Penthouse C on 18/F, 19/F and Roof of Tower 2

Note 2:
i. The symbol "-" as shown in the above table denotes "Not provided" or "Not applicable".
ii. "1, 2, ..." denotes the quantity of such provision(s) provided in the residential unit.
iii. The quantity of the lighting switch shown in the schedule denotes the quantity of switch faceplate.

備註1:
「頂層單位C」是指第2座18樓、19樓及平台之頂層單位C

備註2:
i. 上表「 - 」代表不提供或不適用。
ii. 「1, 2, ...」表示提供於該住宅單位內的裝置數量。
iii. 説明表所顯示的燈掣數量是表示燈掣面板的數量。

Schedule of Mechanical & Electrical Provisions
機電裝置數量說明表

Items 項目										
VRV Central Controller VRV分體空調中央控制器	Washing Machine Connection Point (Water Outlet) 洗衣機接駁點（出水位）	Washing Machine Connection Point (Water Inlet) 洗衣機接駁點（入水位）	Cable Connection Unit 接線位	MCB Board 總電掣箱	MCCB Board 總電掣箱（高容量）	Network Rack 網絡機架	Isolator for Jacuzzi 按摩浴缸隔離開關	Isolator for VRV Outdoor Unit VRV空調室外機隔離開關	Isolator for Swimming Pool Heat Pump 游泳池熱泵隔離開關	Isolator for Swimming Pool Filtration System 游泳池系統隔離開關
-	-	-	-	-	-	-	-	-	-	-
-	-	-	-	-	-	-	-	-	-	-
-	-	-	-	-	-	-	-	-	-	-
-	-	-	-	-	-	-	-	-	-	-
-	-	-	-	-	-	-	-	-	-	-
-	-	-	-	4	1	-	-	-	-	-
-	-	-	-	-	-	-	-	-	-	-
-	-	-	-	-	-	-	-	-	-	-
-	-	-	-	-	-	-	-	-	-	-
-	-	-	-	-	-	-	-	-	-	-
-	-	-	-	-	-	-	-	-	-	-
-	-	-	-	-	-	-	-	-	-	-
-	-	-	-	-	-	-	-	-	-	-
-	-	-	-	-	-	-	-	-	-	-
-	-	-	-	-	-	-	-	-	-	-
-	-	-	-	-	-	-	-	-	-	-
-	-	-	-	-	-	-	-	-	-	-
-	-	-	-	-	-	-	-	-	-	-
-	-	-	-	-	-	-	-	-	-	-
-	-	-	-	-	-	-	-	-	-	-
-	-	-	-	-	-	-	-	-	-	-
-	-	-	-	-	-	-	-	-	-	-
1	1	1	13	-	-	-	-	-	-	-
-	-	-	-	2	-	-	-	-	-	-
-	-	-	-	2	-	1	-	-	-	-
-	1	1	-	2	1	-	-	-	-	-
-	-	-	-	-	-	-	-	-	-	-
-	-	-	-	-	-	-	-	-	-	-
-	-	-	-	-	-	-	-	-	-	-
-	-	-	-	-	-	-	-	-	-	-
-	-	-	-	-	-	-	-	-	-	-
-	-	-	-	-	-	-	-	2	1	1

Note 1:
"Penthouse C" means Penthouse C on 18/F, 19/F and Roof of Tower 2

Note 2:
i. The symbol "-" as shown in the above table denotes "Not provided" or "Not applicable".
ii. "1, 2, ..." denotes the quantity of such provision(s) provided in the residential unit.
iii. The quantity of the lighting switch shown in the schedule denotes the quantity of switch faceplate.

備註1：
「頂層單位C」是指第2座18樓、19樓及平台之頂層單位C

備註2：
i. 上表「 - 」代表不提供或不適用。
ii. 「1, 2, ...」表示提供於該住宅單位內的裝置數量。
iii. 說明表所顯示的燈掣數量是表示燈掣面板的數量。

Schedule of Mechanical & Electrical Provisions
機電裝置數量説明表

Unit 單位	Location 位置	Items 項目					
		Lighting Point 燈位	Lighting Switch 燈掣	Door Bell Push Button 門鈴按鈕	Door Bell 門鈴	13A Single Socket Outlet 13安培單位電插座	13A Twin Socket Outlet 13安培雙位電插座
Penthouse D 頂層單位D	Private Lift Lobby 私人升降機大堂	1	-	1	-	1	-
	Foyer on 18/F 18樓前廳	4	1	-	-	-	1
	Foyer on 19/F 19樓前廳	3	2	-	-	-	1
	Dining Room 飯廳	8	5	-	-	1	11
	Living Room 客廳	8	8	-	-	-	19
	Family Room 家庭廳	19	3	-	-	-	10
	Master Bedroom 主人睡房	24	8	-	-	-	24
	Bedroom 1 (Including Balcony) 睡房 1 (連露台)	6	4	-	-	-	7
	Bedroom 2 睡房 2	6	2	-	-	-	6
	Master Bathroom 主人浴室	8	-	-	-	2	1
	Bathroom 1 浴室 1	3	-	-	-	2	-
	Bathroom 2 浴室 2	3	-	-	-	2	-
	Bathroom 3 浴室 3	3	-	-	-	2	-
	Bathroom 4 浴室 4	3	-	-	-	2	-
	Powder Room 化妝間	3	-	-	-	2	-
	Open Flat Roof (Leading to Dining Room) 開放式平台 (往飯廳)	1	-	-	-	-	-
	Flat Roof (Leading to Living Room) 平台 (往客廳)	5	-	-	-	-	-
	Balcony (Leading to Master Bedroom) 露台 (往主人睡房)	2	-	-	-	-	-
	Kitchen 廚房	7	1	-	2	4	3
	Store 1 儲物間 1	7	2	-	-	1	4
	Store 2 (Including Lavatory) 儲物間 2 (連洗手間)	5	2	-	-	1	2
	Store on Roof 天台儲物間	1	1	-	-	-	-
	Utility Room (Including Lavatory) 工作間 (連洗手間)	5	1	-	-	-	1
	Staircase of 18/F to Roof 18樓至天台樓梯	7	1	-	-	-	-
	Roof 天台	12	1	-	-	-	-

Note 1:
"Penthouse D" means Penthouse D on 18/F, 19/F and Roof of Tower 2

Note 2:
i. The symbol "-" as shown in the above table denotes "Not provided" or "Not applicable".
ii. "1, 2, ..." denotes the quantity of such provision(s) provided in the residential unit.
iii. The quantity of the lighting switch shown in the schedule denotes the quantity of switch faceplate.

備註1：
「頂層單位D」是指第2座18樓、19樓及平台之頂層單位D

備註2：
i. 上表「 - 」代表不提供或不適用。
ii. 「1, 2, ...」表示提供於該住宅單位內的裝置數量。
iii. 説明表所顯示的燈掣數量是表示燈掣面板的數量。

Schedule of Mechanical & Electrical Provisions
機電裝置數量説明表

Items 項目										
Weather-proof Single Socket Outlet 防水單位電插座	Air-Conditioner Indoor Unit Connection Point 冷氣室內機接駁點	Gas Connection Point for Cooker 煮食爐煤氣接駁點	Connection Point for WIFI 無線網絡接駁點	Security Keypad 電子保安控制板	Video Door Phone 視像對講機	TV/FM Outlet 電視/電台天線插座	Telephone Outlet 電話插座	Fiber Outlet 光纖插座	Connection Point for Now TV Now TV 接駁點	Lift Call Button 電梯呼叫掣
-	-	-	-	-	-	-	-	-	-	-
-	2	-	-	-	-	-	-	-	-	-
-	1	-	-	1	-	-	-	-	-	1
-	3	-	-	-	1	1	1	1	1	-
-	6	-	2	-	1	3	2	3	3	-
-	2	-	1	-	-	3	3	3	3	-
-	8	-	-	-	1	5	3	5	5	-
1	2	-	1	-	-	2	1	2	2	-
-	2	-	1	-	-	1	1	1	1	-
-	1	-	-	-	-	1	-	-	-	-
-	-	-	-	-	-	-	-	-	-	-
-	-	-	-	-	-	-	-	-	-	-
-	-	-	-	-	-	-	-	-	-	-
-	-	-	-	-	-	-	-	-	-	-
-	-	-	-	-	-	-	-	-	-	-
-	-	-	-	-	-	-	-	-	-	-
1	-	-	-	-	-	-	-	-	-	-
1	-	-	-	-	-	-	-	-	-	-
1	-	-	-	-	-	-	-	-	-	-
-	-	-	-	-	-	-	-	-	-	-
-	1	-	-	-	1	-	-	-	-	-
-	1	-	-	-	1	1	1	-	-	-
-	-	-	-	-	-	-	-	-	-	-
-	1	-	-	-	-	-	-	-	-	-
-	2	-	-	-	-	-	-	-	-	-
2	-	-	-	-	-	-	-	-	-	-

Note 1:
"Penthouse D" means Penthouse D on 18/F, 19/F and Roof of Tower 2

Note 2:
i. The symbol "-" as shown in the above table denotes "Not provided" or "Not applicable".
ii. "1, 2, ..." denotes the quantity of such provision(s) provided in the residential unit.
iii. The quantity of the lighting switch shown in the schedule denotes the quantity of switch faceplate.

備註1：
「頂層單位D」是指第2座18樓、19樓及平台之頂層單位D

備註2：
i. 上表「 - 」代表不提供或不適用。
ii. 「1, 2, ...」表示提供於該住宅單位內的裝置數量。
iii. 説明表所顯示的燈掣數量是表示燈掣面板的數量。

Schedule of Mechanical & Electrical Provisions
機電裝置數量説明表

Unit 單位	Location 位置	Items 項目					
		Exhaust Air Fan Connection Point 抽氣扇接駁點	Fresh Air Fan Connection Point 鮮氣扇接駁點	Exhaust Air Fan Switch 抽氣扇開關掣	Isolator for Electric Water Heater 電熱水爐隔離開關	Electric Water Heater Switch 電熱水爐掣	Panic Alarm Button 緊急呼叫掣
Penthouse D 頂層單位D	Private Lift Lobby 私人升降機大堂	-	-	-	-	-	-
	Foyer on 18/F 18樓前廳	1	-	1	1	1	-
	Foyer on 19/F 19樓前廳	-	-	-	-	-	-
	Dining Room 飯廳	1	1	1	1	1	-
	Living Room 客廳	-	-	-	-	-	-
	Family Room 家庭廳	-	-	-	-	-	-
	Master Bedroom 主人睡房	-	-	-	-	-	-
	Bedroom 1 (Including Balcony) 睡房 1 (連露台)	-	-	-	-	-	-
	Bedroom 2 睡房 2	-	-	-	-	-	-
	Master Bathroom 主人浴室	2	-	1	2	2	1
	Bathroom 1 浴室 1	1	-	1	1	1	-
	Bathroom 2 浴室 2	1	-	1	1	1	-
	Bathroom 3 浴室 3	1	-	1	1	1	-
	Bathroom 4 浴室 4	1	-	1	1	1	-
	Powder Room 化妝間	1	-	1	1	1	-
	Open Flat Roof (Leading to Dining Room) 開放式平台 (往飯廳)	-	-	-	-	-	-
	Flat Roof (Leading to Living Room) 平台 (往客廳)	-	-	-	-	-	-
	Balcony (Leading to Master Bedroom) 露台 (往主人睡房)	-	-	-	-	-	-
	Kitchen 廚房	-	-	-	-	-	-
	Store 1 儲物間 1	2	1	1	1	1	-
	Store 2 (Including Lavatory) 儲物間 2 (連洗手間)	1	-	1	1	1	-
	Store on Roof 天台儲物間	-	-	-	-	-	-
	Utility Room (Including Lavatory) 工作間 (連洗手間)	1	-	1	1	1	-
	Staircase of 18/F to Roof 18樓至天台樓梯	-	-	-	-	-	-
	Roof 天台	-	-	-	-	-	-

Note 1:
"Penthouse D" means Penthouse D on 18/F, 19/F and Roof of Tower 2

Note 2:
i. The symbol "-" as shown in the above table denotes "Not provided" or "Not applicable".
ii. "1, 2, ..." denotes the quantity of such provision(s) provided in the residential unit.
iii. The quantity of the lighting switch shown in the schedule denotes the quantity of switch faceplate.

備註1：
「頂層單位D」是指第2座18樓、19樓及平台之頂層單位D

備註2：
i. 上表「 - 」代表不提供或不適用。
ii. 「1, 2, ...」表示提供於該住宅單位內的裝置數量。
iii. 説明表所顯示的燈掣數量是表示燈掣面板的數量。

Schedule of Mechanical & Electrical Provisions
機電裝置數量説明表

Items 項目										
VRV Central Controller VRV 分體空調中央控制器	Washing Machine Connection Point (Water Outlet) 洗衣機接駁點（出水位）	Washing Machine Connection Point (Water Inlet) 洗衣機接駁點（入水位）	Cable Connection Unit 接線位	MCB Board 總電掣箱	MCCB Board 總電掣箱（高容量）	Network Rack 網絡機架	Isolator for Jacuzzi 按摩浴缸隔離開關	Isolator for VRV Outdoor Unit VRV空調室外機隔離開關	Isolator for Swimming Pool Heat Pump 游泳池熱泵隔離開關	Isolator for Swimming Pool Filtration System 游泳池系統隔離開關
-	-	-	-	-	-	-	-	-	-	-
-	-	-	-	4	1	-	-	-	-	-
-	-	-	-	-	-	-	-	-	-	-
1	-	-	4	-	-	-	-	-	-	-
-	-	-	-	-	-	-	-	-	-	-
-	-	-	-	-	-	-	-	-	-	-
-	-	-	-	-	-	-	-	-	-	-
-	-	-	-	-	-	-	-	-	-	-
-	-	-	-	-	-	-	-	-	-	-
-	1	1	-	-	-	-	-	-	-	-
-	-	-	-	-	-	-	-	-	-	-
-	-	-	-	-	-	-	-	-	-	-
-	-	-	-	-	-	-	-	-	-	-
-	-	-	-	-	-	-	-	-	-	-
-	-	-	-	-	-	-	-	-	-	-
-	-	-	-	-	-	-	-	-	-	-
-	-	-	-	-	-	-	-	-	-	-
-	-	-	-	-	-	-	-	-	-	-
-	-	-	-	-	-	-	-	-	-	-
-	-	-	3	-	-	-	-	-	-	-
-	-	-	-	-	-	1	-	-	-	-
-	-	-	-	-	-	-	-	-	-	-
-	-	-	-	-	-	-	-	-	-	-
-	1	1	-	2	-	-	-	-	-	-
-	-	-	-	-	-	-	-	-	-	-
-	-	-	-	-	-	-	-	3	-	-

Note 1:
"Penthouse D" means Penthouse D on 18/F, 19/F and Roof of Tower 2

Note 2:
i. The symbol "-" as shown in the above table denotes "Not provided" or "Not applicable".
ii. "1, 2, ..." denotes the quantity of such provision(s) provided in the residential unit.
iii. The quantity of the lighting switch shown in the schedule denotes the quantity of switch faceplate.

備註1：
「頂層單位D」是指第2座18樓、19樓及平台之頂層單位D

備註2：
i. 上表「 - 」代表不提供或不適用。
ii. 「1, 2, ...」表示提供於該住宅單位內的裝置數量。
iii. 説明表所顯示的燈掣數量是表示燈掣面板的數量。

Schedule of Mechanical & Electrical Provisions
機電裝置數量説明表

Unit 單位	Location 位置	Items 項目			
		Lighting Point 燈位	Lighting Switch 燈掣	USB Socket Outlet USB電插座	13A Single Socket Outlet 13安培單位電插座
Villa 1 1號洋房	Lift Lobby on B/F 地庫升降機大堂	8	1	-	-
	Store on B/F (Including Lavatory) 地庫儲物間 (連洗手間)	5	2	-	-
	Lift Hall on G/F 地下升降機大堂	2	2	-	2
	Lift Hall on 1/F 1樓升降機大堂	2	4	-	-
	Lift Hall on 2/F 2樓升降機大堂	2	2	-	-
	Lift Hall on 3/F 3樓升降機大堂	2	2	-	-
	Living Room and Dining Room on G/F 地下客廳及飯廳	47	5	-	8
	Living Room and Dining Room on 1/F 1樓客廳及飯廳	67	13	-	25
	Living Room and Dining Room on 3/F 3樓客廳及飯廳	8	5	-	2
	Bedroom on 2/F 2樓睡房	56	21	-	-
	Bedroom on 3/F 3樓睡房	18	8	-	2
	His Bathroom 男主人浴室	4	-	-	1
	Her Bathroom 女主人浴室	5	-	-	1
	Bathroom 1 浴室 1	3	-	-	1
	Bathroom 2 浴室 2	3	-	-	1
	Bathroom 3 浴室 3	2	-	-	1
	Bathroom 4 浴室 4	2	-	-	2
	Powder Room on G/F 地下化妝間	3	-	-	1
	Powder Room 1 化妝間 1	2	-	-	1
	Powder Room 2 化妝間 2	2	-	-	2
	Powder Room 3 化妝間 3	2	-	-	2
	Lavatory 1 洗手間 1	2	-	-	2
	Utility Room 工作間	10	7	-	1
	Kitchen 廚房	9	1	-	3
	Chinese Kitchen 中式廚房	3	1	-	1
	Flat Roof on 3/F 3樓平台	2	-	-	-
	Flat Roof on 2/F 2樓平台	2	-	-	-
	Open Flat Roof 開放式平台	2	-	-	-
	Maid's Bathroom 工人浴室	2	-	-	-
	Maid's Bathroom 2 工人浴室 2	2	-	-	-
	Maid's Bathroom 3 工人浴室 3	2	-	-	-
	Staircase of B/F to 3/F (Including Store) 地庫至3樓樓梯 (連儲物間)	9	2	-	-
	Staircase of B/F to Roof 地庫至天台樓梯	8	2	-	-
	Garden (Including Swimming Pool) 花園 (連游泳池)	24	-	-	-
	Air-Conditioning Plant Room on B/F 地庫冷氣機房	24	4	-	-
	Roof 天台	8	1	-	2

Notes:
i. The symbol "-" as shown in the above table denotes "Not provided" or "Not applicable".
ii. "1, 2, ..." denotes the quantity of such provision(s) provided in the residential unit.
iii. The quantity of the lighting switch shown in the schedule denotes the quantity of switch faceplate.

備註：
i. 上表「 - 」代表不提供或不適用。
ii. 「1, 2, ...」表示提供於該住宅單位內的裝置數量。
iii. 説明表所顯示的燈掣數量是表示燈掣面板的數量。

Schedule of Mechanical & Electrical Provisions
機電裝置數量説明表

Items 項目								
13A Twin Socket Outlet 13安培雙位電插座	Weather-proof Single Socket Outlet 防水單位電插座	Air-Conditioner Indoor Unit Connection Point 冷氣室內機接駁點	Gas Connection Point for Cooker 煮食爐煤氣接駁點	Connection Point for WIFI 無線網絡接駁點	Security Keypad 電子保安控制板	Video Door Phone 視像對講機	TV/FM Outlet 電視/電台天線插座	Telephone Outlet 電話插座
1	-	3	-	-	-	-	-	-
4	-	1	-	-	-	-	2	-
1	-	1	-	-	1	-	-	-
2	-	1	-	-	-	-	-	-
1	-	1	-	-	-	-	-	-
1	-	1	-	-	-	-	-	-
21	-	14	-	3	-	-	4	4
35	-	18	-	4	-	-	4	3
6	-	3	-	1	-	-	-	-
36	-	18	-	1	-	3	3	4
13	-	6	-	2	-	-	4	2
4	-	2	-	-	-	-	-	1
2	-	1	-	-	-	-	1	1
1	-	-	-	-	-	-	-	-
1	-	-	-	-	-	-	-	-
1	-	-	-	-	-	-	-	-
-	-	-	-	-	-	-	-	-
1	-	1	-	-	-	-	-	-
-	-	-	-	-	-	-	-	-
1	-	-	-	-	-	-	-	-
-	-	-	-	-	-	-	-	-
1	-	-	-	-	-	-	-	-
4	-	2	-	-	-	1	-	-
3	-	2	1	-	-	1	1	-
2	-	1	1	-	-	-	-	-
-	1	-	-	-	-	-	-	-
-	1	-	-	-	-	-	-	-
-	8	-	-	-	-	-	-	-
2	-	-	-	-	-	-	-	-
2	-	-	-	-	-	-	-	-
2	-	-	-	-	-	-	-	-
-	-	-	-	-	-	-	-	-
8	-	1	-	-	-	-	-	-
-	2	-	-	-	-	-	-	-
-	-	-	-	-	-	-	-	-
-	4	-	-	-	-	-	-	-

Notes:
i. The symbol "-" as shown in the above table denotes "Not provided" or "Not applicable".
ii. "1, 2, ..." denotes the quantity of such provision(s) provided in the residential unit.
iii. The quantity of the lighting switch shown in the schedule denotes the quantity of switch faceplate.

備註：
i. 上表「 - 」代表不提供或不適用。
ii. 「1, 2, ...」表示提供於該住宅單位內的裝置數量。
iii. 説明表所顯示的燈掣數量是表示燈掣面板的數量。

Schedule of Mechanical & Electrical Provisions
機電裝置數量説明表

Unit 單位	Location 位置	Items 項目				
		Fiber Outlet 光纖插座	Connection Point for Now TV Now TV 接駁點	Exhaust Air Fan Connection Point 抽氣扇接駁點	Fresh Air Fan Connection Point 鮮氣扇接駁點	Exhaust Air Fan Switch 抽氣扇開關掣
Villa 1 1號洋房	Lift Lobby on B/F 地庫升降機大堂	-	-	-	-	-
	Store on B/F (Including Lavatory) 地庫儲物間 (連洗手間)	-	2	1	-	1
	Lift Hall on G/F 地下升降機大堂	-	-	-	-	-
	Lift Hall on 1/F 1樓升降機大堂	-	-	-	-	-
	Lift Hall on 2/F 2樓升降機大堂	-	-	-	-	-
	Lift Hall on 3/F 3樓升降機大堂	-	-	-	-	-
	Living Room and Dining Room on G/F 地下客廳及飯廳	6	4	-	-	-
	Living Room and Dining Room on 1/F 1樓客廳及飯廳	3	3	3	-	3
	Living Room and Dining Room on 3/F 3樓客廳及飯廳	-	-	1	-	1
	Bedroom on 2/F 2樓睡房	3	3	-	-	-
	Bedroom on 3/F 3樓睡房	4	2	-	-	-
	His Bathroom 男主人浴室	-	-	2	-	2
	Her Bathroom 女主人浴室	-	1	2	-	2
	Bathroom 1 浴室 1	-	-	1	-	1
	Bathroom 2 浴室 2	-	-	1	-	1
	Bathroom 3 浴室 3	-	-	1	-	1
	Bathroom 4 浴室 4	-	-	1	-	1
	Powder Room on G/F 地下化妝間	-	-	1	-	1
	Powder Room 1 化妝間 1	-	-	1	-	1
	Powder Room 2 化妝間 2	-	-	1	-	1
	Powder Room 3 化妝間 3	-	-	1	-	1
	Lavatory 1 洗手間 1	-	-	1	-	1
	Utility Room 工作間	-	-	2	-	2
	Kitchen 廚房	-	-	1	1	1
	Chinese Kitchen 中式廚房	-	-	-	2	1
	Flat Roof on 3/F 3樓平台	-	-	-	-	-
	Flat Roof on 2/F 2樓平台	-	-	-	-	-
	Open Flat Roof 開放式平台	-	-	-	-	-
	Maid's Bathroom 工人浴室	-	-	1	-	1
	Maid's Bathroom 2 工人浴室 2	-	-	1	-	1
	Maid's Bathroom 3 工人浴室 3	-	-	1	-	1
	Staircase of B/F to 3/F (Including Store) 地庫至3樓樓梯 (連儲物間)	-	-	-	-	-
	Staircase of B/F to Roof 地庫至天台樓梯	-	-	-	-	-
	Garden (Including Swimming Pool) 花園 (連游泳池)	-	-	-	-	-
	Air-Conditioning Plant Room on B/F 地庫冷氣機房	-	-	-	-	-
	Roof 天台	-	-	-	-	-

Notes:
i. The symbol "-" as shown in the above table denotes "Not provided" or "Not applicable".
ii. "1, 2, ..." denotes the quantity of such provision(s) provided in the residential unit.
iii. The quantity of the lighting switch shown in the schedule denotes the quantity of switch faceplate.

備註：
i. 上表「 - 」代表不提供或不適用。
ii. 「1, 2, ...」表示提供於該住宅單位內的裝置數量。
iii. 説明表所顯示的燈掣數量是表示燈掣面板的數量。

Schedule of Mechanical & Electrical Provisions
機電裝置數量説明表

Items 項目										
Isolator for Electric Water Heater 電熱水爐隔離開關	Electric Water Heater Switch 電熱水爐掣	Washing Machine Connection Point (Water Outlet) 洗衣機接駁點（出水位）	Washing Machine Connection Point (Water Inlet) 洗衣機接駁點（入水位）	Cable Connection Unit 接線位	MCB Board 總電掣箱	MCCB Board 總電掣箱（高容量）	Network Rack 網絡機架	Isolator for VRV Outdoor Unit VRV空調室外機隔離開關	Isolator for Swimming Pool Heat Pump 游泳池熱泵隔離開關	Isolator for Swimming Pool Filtration System 游泳池系統隔離開關
-	-	-	-	-	-	-	-	-	-	-
-	-	-	-	-	-	-	-	-	-	-
-	-	-	-	-	-	-	-	-	-	-
-	-	-	-	-	-	-	-	-	-	-
-	-	-	-	-	-	-	-	-	-	-
-	-	-	-	-	-	-	-	-	-	-
-	-	-	-	-	-	-	-	-	-	-
1	1	-	-	-	2	-	-	-	-	-
-	-	-	-	-	1	1	-	-	-	-
-	-	-	-	-	2	-	-	-	-	-
1	1	-	-	-	-	-	-	-	-	-
2	2	-	-	-	-	-	-	-	-	-
2	2	-	-	-	-	-	-	-	-	-
1	1	-	-	-	-	-	-	-	-	-
1	1	-	-	-	-	-	-	-	-	-
1	1	-	-	-	-	-	-	-	-	-
1	1	-	-	-	-	-	-	-	-	-
1	1	-	-	-	-	-	-	-	-	-
1	1	-	-	-	-	-	-	-	-	-
1	1	-	-	-	-	-	-	-	-	-
1	1	-	-	-	-	-	-	-	-	-
1	1	-	-	-	-	-	-	-	-	-
1	1	-	-	-	-	-	-	-	-	-
1	1	-	-	-	3	1	1	-	-	-
1	1	-	-	4	-	-	-	-	-	-
1	1	1	1	6	-	-	-	-	-	-
-	-	-	-	-	-	-	-	-	-	-
-	-	-	-	-	-	-	-	-	-	-
-	-	-	-	-	-	-	-	-	-	-
-	-	-	-	-	-	-	-	-	-	-
-	-	-	-	-	-	-	-	-	-	-
1	1	-	-	-	-	-	-	-	-	-
1	1	-	-	-	-	-	-	-	-	-
1	1	-	-	-	-	-	-	-	-	-
-	-	-	-	-	-	-	-	-	-	-
-	-	-	-	-	-	-	-	-	-	-
-	-	-	-	-	-	-	-	-	-	1
-	-	-	-	-	-	-	-	4	1	-
-	-	-	-	-	-	-	-	1	-	-

Notes:
i. The symbol "-" as shown in the above table denotes "Not provided" or "Not applicable".
ii. "1, 2, ..." denotes the quantity of such provision(s) provided in the residential unit.
iii. The quantity of the lighting switch shown in the schedule denotes the quantity of switch faceplate.

備註：
i. 上表「 - 」代表不提供或不適用。
ii. 「1, 2, ...」表示提供於該住宅單位內的裝置數量。
iii. 説明表所顯示的燈掣數量是表示燈掣面板的數量。

Schedule of Mechanical & Electrical Provisions
機電裝置數量説明表

Unit 單位	Location 位置	Items 項目			
		Lighting Point 燈位	Lighting Switch 燈掣	USB Socket Outlet USB電插座	13A Single Socket Outlet 13安培單位電插座
Villa 2 2號洋房	Lift Lobby on B/F 地庫升降機大堂	2	1	-	-
	Lift Hall on G/F 地下升降機大堂	2	-	-	-
	Lift Hall on 1/F 1樓升降機大堂	5	5	-	-
	Lift Hall on 2/F 2樓升降機大堂	5	3	-	-
	Lift Hall on 3/F 3樓升降機大堂	6	3	-	-
	Foyer 前廳	9	2	-	-
	Living Room and Dining Room on G/F 地下客廳及飯廳	34	12	-	-
	Bedroom on 1/F 1樓睡房	30	16	2	-
	Bedroom on 2/F 2樓睡房	39	10	1	3
	Bedroom on 3/F (Including Walk-in Closet) 3樓睡房 (連衣帽間)	27	12	1	1
	Bathroom on 2/F 2樓浴室	13	1	-	4
	Bathroom 1 浴室 1	3	-	-	2
	Bathroom 2 浴室 2	3	-	-	2
	Bathroom 3 浴室 3	3	-	-	2
	Powder Room on G/F 地下化妝間	2	1	-	1
	Powder Room on 3/F 3樓化妝間	2	-	-	1
	Powder Room 1 化妝間 1	2	-	-	1
	Lavatory 洗手間	2	1	-	1
	Kitchen 廚房	8	2	1	4
	Open Flat Roof on 1/F 1樓開放式平台	1	-	-	-
	Open Flat Roof on 3/F 3樓開放式平台	2	-	-	-
	Maid's Room (Including Lavatory) 工人房 (連洗手間)	6	2	-	1
	Store 儲物間	2	1	-	-
	Pantry 備餐間	2	1	-	-
	Laundry 洗衣間	4	1	-	1
	Entertainment Room 娛樂室	12	1	-	-
	Staircase of B/F to Roof 地庫至天台樓梯	16	2	-	-
	Garden (Including Swimming Pool) 花園 (連游泳池)	25	-	-	-
	Air-Conditioning Plant Room on B/F 地庫冷氣機房	24	4	-	-
	Roof 天台	6	1	-	-

Notes:
i. The symbol "-" as shown in the above table denotes "Not provided" or "Not applicable".
ii. "1, 2, ..." denotes the quantity of such provision(s) provided in the residential unit.
iii. The quantity of the lighting switch shown in the schedule denotes the quantity of switch faceplate.

備註：
i. 上表「 - 」代表不提供或不適用。
ii. 「1, 2, ...」表示提供於該住宅單位內的裝置數量。
iii. 説明表所顯示的燈掣數量是表示燈掣面板的數量。

Schedule of Mechanical & Electrical Provisions
機電裝置數量説明表

Items 項目								
13A Twin Socket Outlet 13安培雙位電插座	Weather-proof Single Socket Outlet 防水單位電插座	Air-Conditioner Indoor Unit Connection Point 冷氣室內機接駁點	Gas Connection Point for Cooker 煮食爐煤氣接駁點	Connection Point for WIFI 無線網絡接駁點	Security Keypad 電子保安控制板	Video Door Phone 視像對講機	TV/FM Outlet 電視/電台天線插座	Telephone Outlet 電話插座
1	-	3	-	-	-	-	-	-
-	-	1	-	-	-	1	-	-
1	-	2	-	-	-	-	-	-
1	-	2	-	-	-	-	-	-
1	-	2	-	-	-	-	-	-
1	-	1	-	-	-	-	-	-
16	-	6	-	2	1	-	3	3
23	-	-	-	3	-	-	5	5
28	-	11	-	2	-	1	3	4
16	-	7	-	1	-	-	3	3
-	-	3	-	-	-	-	1	-
-	-	-	-	-	-	-	-	-
-	-	-	-	-	-	-	-	-
-	-	-	-	-	-	-	-	-
-	-	-	-	-	-	-	-	-
-	-	-	-	-	-	-	-	-
-	-	-	-	-	-	-	-	-
-	-	-	-	-	-	-	-	-
4	-	2	1	-	-	-	-	-
-	-	-	-	-	-	-	-	-
-	2	-	-	-	-	-	-	-
3	-	2	-	-	-	1	1	1
2	-	1	-	-	-	-	1	1
2	-	1	-	-	-	-	-	-
2	-	1	-	-	-	-	-	-
6	-	4	-	-	-	-	2	2
8	-	1	-	-	-	-	-	-
-	1	-	-	-	-	-	-	-
-	-	-	-	-	-	-	-	-
1	4	-	-	-	-	-	-	-

Notes:
i. The symbol "-" as shown in the above table denotes "Not provided" or "Not applicable".
ii. "1, 2, ..." denotes the quantity of such provision(s) provided in the residential unit.
iii. The quantity of the lighting switch shown in the schedule denotes the quantity of switch faceplate.

備註：
i. 上表「 - 」代表不提供或不適用。
ii. 「1, 2, ...」表示提供於該住宅單位內的裝置數量。
iii. 説明表所顯示的燈掣數量是表示燈掣面板的數量。

Schedule of Mechanical & Electrical Provisions
機電裝置數量説明表

Unit 單位	Location 位置	Items 項目				
		Fiber Outlet 光纖插座	Connection Point for Now TV Now TV 接駁點	Exhaust Air Fan Connection Point 抽氣扇接駁點	Fresh Air Fan Connection Point 鮮氣扇接駁點	Exhaust Air Fan Switch 抽氣扇開關掣
Villa 2 2號洋房	Lift Lobby on B/F 地庫升降機大堂	-	-	-	-	-
	Lift Hall on G/F 地下升降機大堂	-	-	-	-	-
	Lift Hall on 1/F 1樓升降機大堂	-	-	-	-	-
	Lift Hall on 2/F 2樓升降機大堂	-	-	-	-	-
	Lift Hall on 3/F 3樓升降機大堂	-	-	-	-	-
	Foyer 前廳	-	-	-	-	-
	Living Room and Dining Room on G/F 地下客廳及飯廳	3	3	-	-	-
	Bedroom on 1/F 1樓睡房	5	5	-	-	-
	Bedroom on 2/F 2樓睡房	4	4	-	-	-
	Bedroom on 3/F (Including Walk-in Closet) 3樓睡房 (連衣帽間)	4	3	-	-	-
	Bathroom on 2/F 2樓浴室	-	-	1	-	1
	Bathroom 1 浴室 1	-	-	1	-	1
	Bathroom 2 浴室 2	-	-	1	-	1
	Bathroom 3 浴室 3	-	-	1	-	1
	Powder Room on G/F 地下化妝間	-	-	1	-	1
	Powder Room on 3/F 3樓化妝間	-	-	1	-	1
	Powder Room 1 化妝間 1	-	-	1	-	1
	Lavatory 洗手間	-	-	1	-	1
	Kitchen 廚房	-	-	3	2	1
	Open Flat Roof on 3/F 3樓開放式平台	-	-	-	-	-
	Open Flat Roof on 1/F 1樓開放式平台	-	-	-	-	-
	Maid's Room (Including Lavatory) 工人房 (連洗手間)	-	-	1	-	1
	Store 儲物間	-	-	-	-	-
	Pantry 備餐間	-	-	1	-	1
	Laundry 洗衣間	-	-	1	-	1
	Entertainment Room 娛樂室	2	2	-	-	-
	Staircase of B/F to Roof 地庫至天台樓梯	-	-	-	-	-
	Garden (Including Swimming Pool) 花園 (連游泳池)	-	-	-	-	-
	Air-Conditioning Plant Room on B/F 地庫冷氣機房	-	-	-	-	-
	Roof 天台	-	-	-	-	-

Notes:
i. The symbol "-" as shown in the above table denotes "Not provided" or "Not applicable".
ii. "1, 2, ..." denotes the quantity of such provision(s) provided in the residential unit.
iii. The quantity of the lighting switch shown in the schedule denotes the quantity of switch faceplate.

備註：
i. 上表「 - 」代表不提供或不適用。
ii. 「1, 2, ...」表示提供於該住宅單位內的裝置數量。
iii. 説明表所顯示的燈掣數量是表示燈掣面板的數量。

Schedule of Mechanical & Electrical Provisions
機電裝置數量説明表

Items 項目										
Isolator for Electric Water Heater 電熱水爐隔離開關	Electric Water Heater Switch 電熱水爐掣	Washing Machine Connection Point (Water Outlet) 洗衣機接駁點（出水位）	Washing Machine Connection Point (Water Inlet) 洗衣機接駁點（入水位）	Cable Connection Unit 接線位	MCB Board 總電掣箱	MCCB Board 總電掣箱（高容量）	Network Rack 網絡機架	Isolator for VRV Outdoor Unit VRV空調室外機隔離開關	Isolator for Swimming Pool Heat Pump 游泳池熱泵隔離開關	Isolator for Swimming Pool Filtration System 游泳池系統隔離開關
-	-	-	-	-	-	-	-	-	-	-
-	-	-	-	-	-	-	-	-	-	-
-	-	-	-	-	-	-	-	-	-	-
-	-	-	-	-	-	-	-	-	-	-
-	-	-	-	-	-	-	-	-	-	-
-	-	-	-	-	3	1	-	-	-	-
-	-	-	-	-	-	-	-	-	-	-
-	-	-	-	-	-	-	-	-	-	-
-	-	-	-	-	2	-	-	-	-	-
-	-	-	-	-	2	-	-	-	-	-
2	2	-	-	-	-	-	-	-	-	-
1	1	-	-	-	-	-	-	-	-	-
1	1	-	-	-	-	-	-	-	-	-
1	1	-	-	-	-	-	-	-	-	-
1	1	-	-	-	-	-	-	-	-	-
1	1	-	-	-	-	-	-	-	-	-
1	1	-	-	-	-	-	-	-	-	-
1	1	-	-	-	-	-	-	-	-	-
1	1	-	-	-	-	-	-	-	-	-
1	1	1	1	3	-	-	-	-	-	-
-	-	-	-	-	-	-	-	-	-	-
-	-	-	-	-	-	-	-	-	-	-
1	1	-	-	-	1	-	-	-	-	-
-	-	-	-	-	-	-	-	-	-	-
-	-	-	-	-	-	-	-	-	-	-
-	-	-	-	-	-	-	-	-	-	-
-	-	-	-	-	-	-	-	-	-	-
-	-	-	-	-	-	-	-	-	-	-
-	-	-	-	-	-	-	-	-	-	-
-	-	-	-	-	-	-	-	-	-	-
-	-	-	-	-	-	-	-	-	-	1
-	-	-	-	-	-	-	-	4	1	-
-	-	1	1	-	-	-	-	1	-	-

Notes:
i. The symbol "-" as shown in the above table denotes "Not provided" or "Not applicable".
ii. "1, 2, ..." denotes the quantity of such provision(s) provided in the residential unit.
iii. The quantity of the lighting switch shown in the schedule denotes the quantity of switch faceplate.

備註：
i. 上表「 - 」代表不提供或不適用。
ii. 「1, 2, ...」表示提供於該住宅單位內的裝置數量。
iii. 説明表所顯示的燈掣數量是表示燈掣面板的數量。

SERVICE AGREEMENTS
服務協議

Potable and flushing water is supplied by Water Supplies Department.

食水及沖廁由水務署供應。

Electricity is supplied by The Hongkong Electric Company, Ltd.

電力由香港電燈有限公司供應。

Town gas is supplied by The Hong Kong and China Gas Company Limited.

煤氣由香港中華煤氣有限公司供應。

GOVERNMENT RENT
地税

The Vendor will pay/has paid (as the case may be) all outstanding Government rent in respect of the residential property up to and including the date of the Assignment of the residential property.

賣方將會繳付/已繳付（視情況而定）有關住宅物業之地税直至包括住宅物業之買賣成交日期。

MISCELLANEOUS PAYMENTS BY PURCHASER
買方的雜項付款

(a) On the delivery of the vacant possession of the residential property to the purchaser, the purchaser is liable to reimburse the owner for the deposits for water, electricity and gas; and

(b) On that delivery, the purchaser is not liable to pay to the owner a debris removal fee.

Notes:

(a) The above applies even though the amount of the deposits or fee is yet to be ascertained at the date on which the sales brochure is printed.

(b) It may be the case that the debris removal fee is payable to the Manager instead of the Owner.

(a) 在向買方交付住宅物業在空置情況下的管有權時，買方須負責向擁有人補還水、電力及氣體的按金; 及

(b) 在交付時，買方不須向擁有人支付清理廢料的費用。

備註：

(a) 縱然在售樓説明書的印製日期，上述按金或費用的款項尚未確定，上文仍然適用。

(b) 清理廢料的費用可能須向管理人而非擁有人支付。

DEFECT LIABILITY WARRANTY PERIOD
欠妥之處的保養責任期

Defects liability warranty period for the residential property and the fittings finishes and appliances as provided in the agreement for sale and purchase is within **SIX (6) MONTHS** from the date of completion of the sale and purchase.

按買賣合約的規定，住宅物業及其內的裝置、裝修物料及設備之欠妥之處的保養責任期為住宅物業之成交日期起計**六 (6) 個月**內。

MAINTENANCE OF SLOPES
斜坡維修

1. The Conditions of Sale No.20168 dated 3rd July 2012 ("**the Land Grant**") requires the Owners of the residential properties in the Development to maintain slopes at their own costs.

2. Special Condition No.(12) of Part A of the Land Grant stipulates that :-

   (a) Where there is or has been any cutting away, removal or setting back of any land, or any building-up or filling-in or any slope treatment works of any kind whatsoever, whether with or without the prior written consent of the Director, either within the Lot or on any Government land, which is or was done for the purpose of or in connection with the formation, levelling or development of the Lot or any part thereof or any other works required to be done by the Grantee under the Land Grant, or for any other purpose, the Grantee shall at his own expense carry out and construct such slope treatment works, retaining walls or other support, protection, drainage or ancillary or other works as shall or may then or at any time thereafter be necessary to protect and support such land within the Lot and also any adjacent or adjoining Government or leased land and to obviate and prevent any falling away, landslip or subsidence occurring thereafter. The Grantee shall at all times during the term granted by the Land Grant maintain at his own expense the said land, slope treatment works, retaining walls or other support, protection, drainage or ancillary or other works in good and substantial repair and condition to the satisfaction of the Director.

   (b) Nothing in Special Condition No.(12)(a) of Part A of the Land Grant shall prejudice the Government's rights under the Land Grant, in particular Special Condition No.(11) of Part A of the Land Grant.

   (c) In the event that as a result of or arising out of any formation, levelling, development or other works done by the Grantee or owing to any other reason, any falling away, landslip or subsidence occurs at any time, whether in or from any land within the Lot or from any adjacent or adjoining Government or leased land, the Grantee shall at his own expense reinstate and make good the same to the satisfaction of the Director and shall indemnify the Government, its agents and contractors from and against all costs, charges, damages, demands and claims whatsoever which shall or may be made, suffered or incurred through or by reason of such falling away, landslip or subsidence.

   (d) In addition to any other rights or remedies provided in the Land Grant for breach of the Land Grant, the Director shall be entitled by notice in writing to call upon the Grantee to carry out, construct and maintain the said land, slope treatment works, retaining walls, or other support, protection, and drainage or ancillary or other works or to reinstate and make good any falling away, landslip or subsidence, and if the Grantee shall neglect or fail to comply with the notice to the satisfaction of the Director within the period specified therein, the Director may forthwith execute and carry out any necessary works and the Grantee shall on demand repay to the Government the cost thereof, together with any administrative or professional fees and charges.

3. Special Condition No.(13) of Part A of the Land Grant stipulates that :-

   (a) The Grantee shall at his own expense carry out and complete to the satisfaction of the Director such geotechnical investigations and such slope treatment, landslide preventive, mitigation and remedial works on the area shown coloured green hatched black on the plan annexed to the Land Grant ("**the Green Hatched Black Area**") as the Director in his absolute discretion may require and shall, at all times during the term granted by the Land Grant, at his own expense, maintain in good and substantial repair and condition to the satisfaction of the Director the Green Hatched Black Area including all land, slope treatment works, earth-retaining structures, drainage and any other works therein and thereon. In the event that any landslip, subsidence or falling away occurs within the Green Hatched Black Area at any time during the term granted by the Land Grant, the Grantee shall at his own expense reinstate and make good the same to the satisfaction of the Director together with any adjacent or adjoining areas which, in the opinion of the Director (whose decision shall be final and binding on the Grantee), have also been affected. The Grantee shall indemnify the Government, its agents and contractors against all claims, proceedings, costs, damages and expenses whatsoever incurred by reason of such landslip, subsidence or falling away. The Grantee shall ensure at all times that there shall be no illegal excavation or dumping on the Green Hatched Black Area and, subject to the prior written approval of the Director, the Grantee may erect fences or other barriers for the prevention of such illegal excavation or dumping. In addition to any other rights or remedies the Director may have in respect of any breach of the Land Grant, the Director may at any time by notice in writing call upon the Grantee to carry out such geotechnical investigations, slope treatment, landslip preventive, mitigation and remedial works and to maintain, reinstate and make good any land, structure or works affected by such landslip, subsidence or falling away, and if the Grantee shall neglect or fail to comply with such notice to the satisfaction of the Director within the period specified therein, the Director may, after the expiry of such period, execute and carry out the required works and the Grantee shall on demand repay to the Government the cost thereof.

   (b) Notwithstanding Special Condition No.(13)(a) of Part A of the Land Grant, the obligations and rights of the Grantee in respect of the Green Hatched Black Area or any part thereof under Special Condition No.(13) of Part A of the Land Grant shall absolutely determine upon the Government giving to the Grantee notice to that effect, and no claim for compensation shall be made against the Government or the Director or his authorized officers by the Grantee in respect of any loss, damage or disturbance suffered or any expense incurred as a result of such determination. However, such determination shall be without prejudice to any rights or remedies of the Government in respect of any antecedent breach, non-performance or non-observance of Special Condition No.(13)(a) of Part A of the Land Grant.

4. Each of the Owners of the Development is obliged to contribute towards the costs of the maintenance work.

5. The plan showing the locations of the Slopes and Retaining Walls (as defined in the Deed of Mutual Covenant Incorporating a Management Agreement of the Development ("**the DMC**"); including but not limited to the Green Stippled Black Area and the Green Hatched Black Area) is set out below.

6. Under the DMC, the Manager of the Development has the Owners' authority to carry out the maintenance work. Under Clause 6.2.1(41) of the DMC, the Manager shall have full authority to engage suitable qualified personnel to inspect keep and maintain in good substantial repair and condition and carry out any necessary works in respect of the Slopes and Retaining Walls in compliance with the Land Grant and in accordance with the "Geoguide 5-Guide to

MAINTENANCE OF SLOPES
斜坡維修

Slope Maintenance" issued by the Geotechnical Engineering Office (as amended or substituted from time to time) and the Maintenance Manual and all other guidelines issued from time to time by the appropriate Government department regarding the maintenance of slopes, retaining walls and related structures, and to collect from the Owners all costs lawfully incurred or to be incurred by the Manager in carrying out the necessary maintenance, repair and other works provided that the Manager shall not be made personally liable for carrying out any such requirements of the Land Grant which shall remain the responsibility of the Owners if, having used all reasonable endeavours, the Manager has not been able to collect the costs of the required works from all Owners.

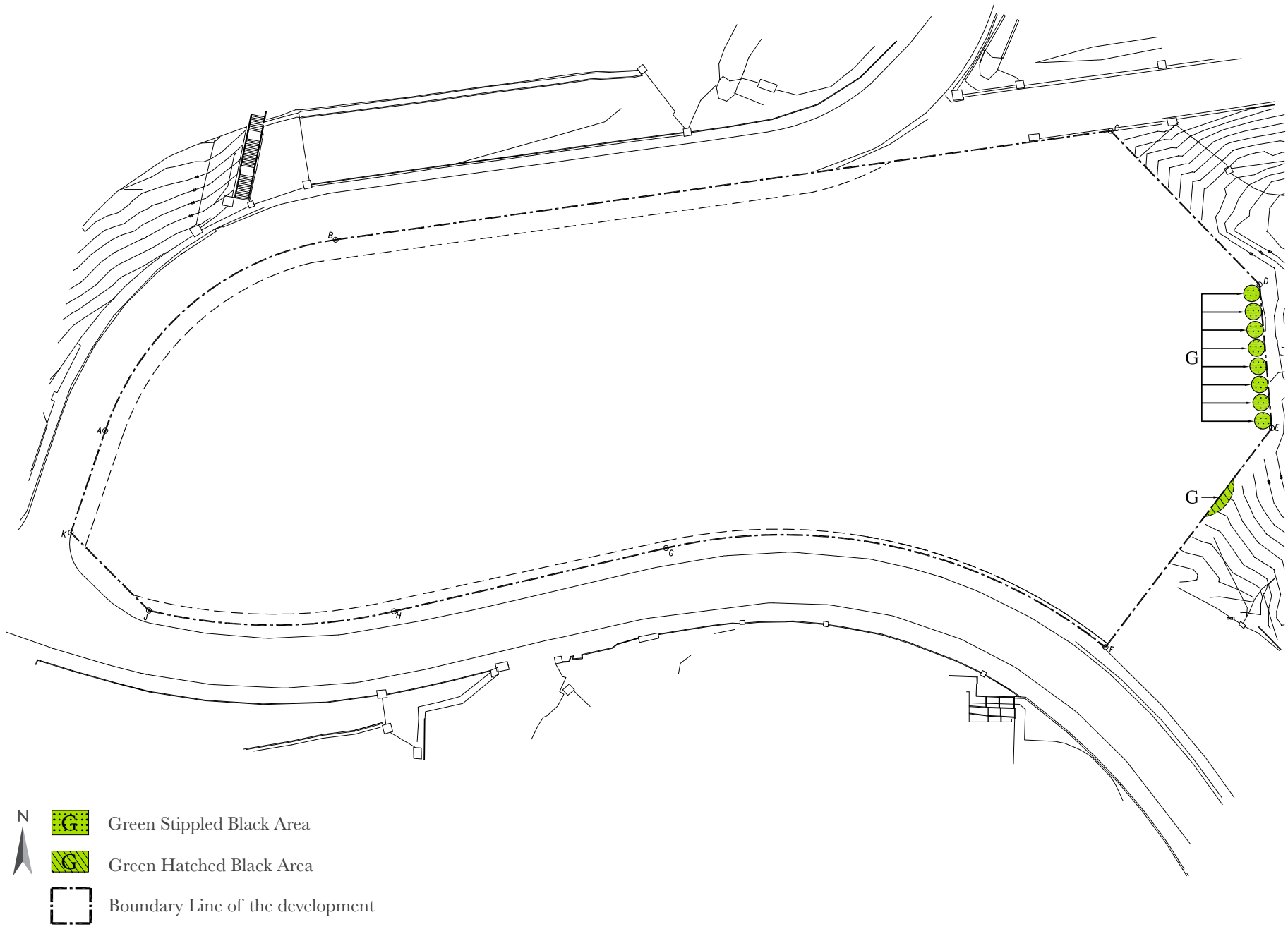

Note:
Unless otherwise defined in this sales brochure, capitalised and other terms used in this section shall have the same meaning of such terms used in the Land Grant and DMC. Please refer to the Land Grant and DMC for reference.

MAINTENANCE OF SLOPES
斜坡維修

1. 日期為2012年7月3日的賣地條件第20168號（「**批地文件**」）規定，發展項目的住宅物業的擁有人須自費維修斜坡。

2. 批地文件A部特別條件第(12)條規定：

   (a) 如果任何土地需要或已經被分割、移除或後移或進行任何建築或堆填或進行任何類型的斜坡處理工程，不論有否經署長預先書面同意，亦不論是在該地段內或任何政府土地內，旨在或有關構建、平整或發展該地段或其部分或承授人按批地文件須要進行的任何其他工程或作任何其他用途，承授人須自費進行與修建該等斜坡處理工程、護土牆或其他承托物、保護物、排水或輔助工程或今後成為必要的其他工程，以保護與承托該地段和任何毗鄰或毗連政府土地或出租土地內的土地，避免與防止今後發生任何塌方、山泥傾瀉或地陷。承授人須在批地文件批出年期期間自費保養上述土地、斜坡處理工程、護土牆或其他承托物、保護物、排水或輔助工程或其他工程，使其處於妥善與充足的維修及狀況，以達致署長滿意。

   (b) 批地文件A部特別條件第(12)(a)條不損害政府在批地文件（尤其批地文件A部特別條件第(11)條）下的權利。

   (c) 倘若因為任何構建、平整、發展或承授人進行其他工程或任何其他原因造成任何時候發生塌方、山泥傾瀉或地陷，不論發生在或來自該地段任何土地或任何毗鄰或毗連政府土地或出租土地，承授人須自費進行修復或彌補，以達致署長滿意，並對上述塌方、山泥傾瀉或地陷造成政府、其代理人及承建商承受、遭受或產生的一切費用、收費、損害賠償、要求及索償作出彌償。

   (d) 除了批地文件所訂對違反批地文件的任何其他權利或補償外，署長有權發出書面通知要求承授人進行、修建及保養上述土地、斜坡處理工程、護土牆或其他承托物、保護物及排水系統或附屬工程或其他工程或復原及修復任何塌方、山泥傾瀉或地陷，及倘若承授人不理會或未能在通知指定的時期內執行該通知的要求，並達致署長滿意，署長可立即執行與進行任何必要工程，而承授人須在政府要求時償還政府因此產生的費用連同任何行政費或專業費用及收費。

3. 批地文件A部特別條件第(13)條規定：

   (a) 承授人須按署長運用絕對酌情權所可能要求，自費在批地文件附錄圖則上用綠色間黑斜線顯示的範圍(「**綠色間黑斜線範圍**」)，進行與完成土力勘察、斜坡維護、防止山泥傾瀉、緩解及補救工程，以達致署長滿意。承授人必須在批地文件批出年期內任何時候自費保養綠色間黑斜線範圍於修葺良好堅固的狀況，以達致署長滿意，包括一切土地、斜坡處理工程、護土構築物、排水渠及在綠色間黑斜線範圍之內及之上的任何其他工程。如於批地文件批出年期內任何時候綠色間黑斜線範圍發生任何山泥傾瀉、地陷或塌方，承授人須自費修復或彌補該綠色間黑斜線範圍以及署長認為（其決定為最終決定並約束承授人）受影響的相鄰或相連範圍，以達致署長滿意。承授人須就上述山泥傾瀉、地陷或塌方而招致的一切索償、訴訟、費用、損害賠償及開支對政府、其代理人及承建商作出彌償。承授人並須時刻確保不會在綠色間黑斜線範圍出現非法挖掘或傾倒廢物及如獲署長事前書面批准，承授人可架設圍欄或其他屏障防止非法挖掘或傾倒廢物。倘若有違反批地文件的情況，除任何其他權利或補償外，署長可隨時書面通知承授人進行任何土力勘察、斜坡維護、防止山泥傾瀉、緩解及補救工程，並且維修、修復及彌補任何受山泥傾瀉、地陷或塌方影響的土地、構築物或工程。倘若承授人不理會或未能按照通知於通知指定期限內採取措施以達致署長滿意，署長可於通知期限屆滿後即時執行及進行任何所須工程，而承授人須在政府要求時向政府償還相關費用。

   (b) 儘管批地文件A部特別條件第(13)(a)條另有規定，承授人於批地文件A部特別條件第(13)條就綠色間黑斜線範圍或其部分的責任及權利將於政府向承授人給予相關通知時完全終止，且承授人不得對政府、署長或其授權人員就該終止所導致及蒙受的損失、損害或干擾或任何支出而提出任何賠償要求。惟該等決定將不影響政府就先前對批地文件A部特別條件第(13)(a)條的違反、不履行或不遵守的任何權利或補償。

4. 每名發展項目的擁有人均須分擔維修工程的費用。

5. 顯示斜坡及護土牆（定義見發展項目公共契約及管理協議（「**公契**」；包括但不限於綠色加黑點範圍及綠色間黑斜線範圍）之位置的圖則載列如下。

6. 根據公契，發展項目的管理人獲擁有人授權進行維修工程。根據公契第6.2.1(41)條，管理人獲業主授權聘請合適的合資格人員根據批地文件及土力工程處發行之「岩土指南第五冊《斜坡維修指南》」（經不時修訂或替代）及維修手冊及所有不時由適當的政府部門發出關於斜坡、護土牆及相關結構保養的其他準則，檢查、保養斜坡及護土牆，維持其於修繕妥當及良好的保養狀態及進行任何必要工程，並且向業主收取由管理人在進行必要的保養、維修及其他工程時合法地產生或將會產生的所有費用，惟如管理人已盡一切合理的努力仍未能向所有業主收取有關工程之費用，則管理人無須因履行批地文件之要求而承擔個人法律責任，而該等要求須繼續為業主之法律責任。

MAINTENANCE OF SLOPES
斜坡維修

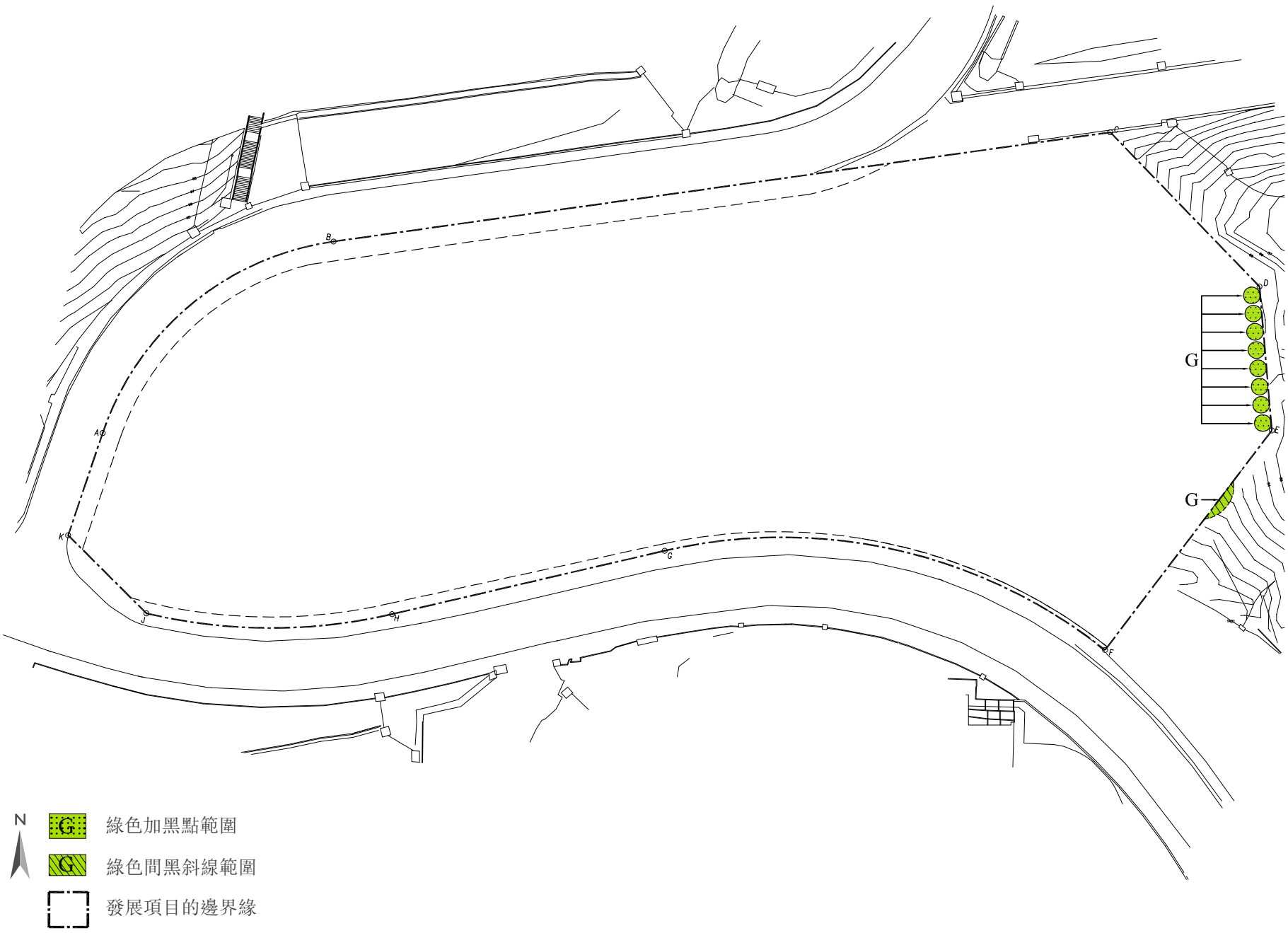

註：
除在售樓説明書另有定義外，上述用詞的意義等同於批地文件及公契內該用詞的意義。請參閱批地文件及公契。

MODIFICATION
修訂

Not Applicable

不適用

WEBSITE OF THE DEVELOPMENT
發展項目之互聯網網站

The address of the website designated by the Vendor for the Development for the purpose of Part 2 of the Residential Properties (First-hand Sales) Ordinance:

www.8deepwaterbaydrive.com

賣方為施行《一手住宅物業銷售條例》第 2 部而就發展項目指定的互聯網網站的網址：

www.8deepwaterbaydrive.com

INFORMATION IN APPLICATION FOR CONCESSION ON GROSS FLOOR AREA OF BUILDING
申請建築物總樓面面積寬免的資料

Breakdown of GFA Concessions Obtained for All Features

Latest information on breakdown of GFA concessions as shown on the general building plans submitted to and approved by the Building Authority (BA) prior to the printing of the sales brochure is tabulated below.

		Area (m^2)
	Disregarded GFA under Building (Planning) Regulations 23(3)(b)	
1.	Carpark and loading/unloading area excluding public transport terminus	5,358,786
2.	**Plant rooms and similar services**	
2.1	Mandatory feature or essential plant room, area of which is limited by respective Practice Notes for Authorized Persons, Registered Structural Engineers and Registered Geotechnical Engineers (PNAP) or regulation such as lift machine room, telecommunications and broadcasting (TBE) room, refuse storage and material recovery chamber, etc.	189,629
2.2	Mandatory feature or essential plant room, area of which is NOT limited by any PNAP or regulation such as room occupied solely by fire services installations (FSI) and equipment, meter room, transformer room, potable and flushing water tank, etc.	1,554.886
2.3	Non-mandatory or non-essential plant room such as air-conditioning plant room, air handling unit (AHU) room, etc.	663.408
	Green Features under Joint Practice Notes 1 and 2	
3.	Balcony	169.933
4.	Wider common corridor and lift lobby	-
5.	Communal sky garden	1,355.384
6.	Acoustic fin	-
7.	Wing wall, wind catcher and funnel	-
8.	Non-structural prefabricated external wall	-
9.	Utility platform	-
10.	Noise barrier	-
	Amenity Features	
11.	Counter, office, store, guard room and lavatory for watchman and management staff, Owners' Corporation Office	29.985
12.	Residential Recreational facilities including void, plant room, swimming pool filtration plant room, covered walkway etc serving solely the recreational facilities	1148.953
13.	Covered landscaped and play area	238.958
14.	Horizontal screens/covered walkways, trellis	-
15.	Larger lift shaft	57.885
16.	Chimney shaft	-
17.	Other non-mandatory or non-essential plant room, such as boiler room, satellite master antenna television (SMATV) room.	-
18.	Pipe duct, air duct for mandatory feature or essential plant room	345.766
19.	Pipe duct, air duct for non-mandatory or non-essential plant room	10.082
20.	Plant room, pipe duct, air duct for environmentally friendly system and feature.	250.094
21.	Void in duplex domestic flat and house	-
22.	Projections such as air-conditioning box and platform with a projection of more than 750 mm from the external wall.	-
	Other Exempted Items	
23.	Refuge floor including refuge floor cum sky garden	-
24.	Other projections	-
25.	Public transport terminus	-
26.	Party structure and common staircase	-
27.	Horizontal area of staircase, lift shaft and vertical duct solely serving floor accepted as not being accountable for GFA.	-
28.	Public passage	-
29.	Covered set back area	-
	Bonus GFA	
30.	Bonus GFA	-

Note:
The above table is based on the requirements as stipulated in the Practice Note for Authorized Persons, Registered Structural Engineers and Registered Geotechnical Engineers ADM-2 issued by the Buildings Department. The Buildings Department may revise such requirements from time to time as appropriate.

Environmental Assessment of the Building

Green Building Certification

Assessment result under the **BEAM Plus** certification conferred / issued by Hong Kong Green Building Council Limited (HKGBC) for the building prior to the printing of the sales brochure or its addenda.

BRONZE

BRONZE
銅級 V1.1 2019
HKGBC
BEAM Plus
綠建環評

Application no.: FAB0003/19

Estimated Energy Performance or Consumption for the Common Parts of the Development

Latest information on the estimated energy performance or consumption for the common parts of the development as submitted to the Building Authority prior to the printing of the sales brochures:

Part I	
Provision of Central Air Conditioning	No
Provision of Energy Efficient Features	No
Energy Efficient Features proposed:	1. N/A 2. N/A

Part II : The predicted annual energy use of the proposed building / part of building (Note 1)

Location	Internal Floor Area Served (m^2)	Annual Energy Use of Baseline Building (Note 2)		Annual Energy Use of Proposed Building	
		Electricity kWh/ m^2/annum	Town Gas / LPG unit/ m^2/annum	Electricity kWh/ m2/annum	Town Gas / LPG unit/ m^2/annum
Area served by central building services installation (Note 3)	13,140.524	300	-	195	-

Part III : The following installation(s) is / are* designed in accordance with the relevant Codes of Practices published by the Electrical & Mechanical Services Department (EMSD)

Type of Installations	Yes	No	N/A
Lighting Installations	✓		
Air Conditioning Installations	✓		
Electrical Installations	✓		
Lift & Escalator Installations	✓		
Performance-based Approach			✓

Notes:

1. In general, the lower the estimated "Annual Energy Use" of the building, the more efficient of the building in terms of energy use. For example, if the estimated "annual energy use of proposed building" is less than the estimated "annual energy use of baseline building", it means the predicted use of energy is more efficient in the proposed building than in the baseline building. The larger the reduction, the greater the efficiency.

   The predicted annual energy use, in terms of electricity consumption (kWh/m2/annum) and town gas/LPG consumption (unit/m2/annum), of the development by the internal floor area served, where: (a) "total annual energy use" has the same meaning of "annual energy use" under Section 4 and Appendix 8 of the BEAM Plus for New Buildings (current version); and (b)"internal floor area", in relation a building, a space or a unit means the floor area of all enclosed space measured to the internal faces of enclosing external and/or party walls.

2. "Baseline Building" has the same meaning as "Baseline Building Model (zero-credit benchmark)" under Section 4 and Appendix 8 of the BEAM Plus for New Building (current version).

3. "Central Building Services Installation" has the same meaning as that in the Code of Practice for Energy Efficiency of Building Services Installation 2012 (Rev. 1).

INFORMATION IN APPLICATION FOR CONCESSION ON GROSS FLOOR AREA OF BUILDING
申請建築物總樓面面積寬免的資料

寬免總樓面面積的設施分項

於印製售樓說明書前呈交予並已獲建築事務監督批准的一般建築圖則上有關總樓面面積寬免的分項的最新資料，請見下表。

		面積 (平方米)
	根據《建築物（規劃）規例》第23(3)(b)條不計算的總樓面面積	
1.	停車場及上落客貨地方（公共交通總站除外）	5,358,786
2.	**機房及相類設施**	
2.1	所佔面積受相關《認可人士、註冊結構工程師及註冊岩土工程師作業備考》或規例限制的強制性設施或必要機房，例如升降機機房、電訊及廣播設備室、垃圾及物料回收房等	189,629
2.2	所佔面積不受任何《認可人士、註冊結構工程師及註冊岩土工程師作業備考》或規例限制的強制性設施或必要機房，例如僅供消防裝置及設備佔用的房間、電錶房、電力變壓房、食水及鹹水缸等	1,554.886
2.3	非強制性或非必要機房，例如空調機房、風櫃房等	663.408
	根據《聯合作業備考》第1及第2號提供的環保設施	
3.	露台	169.933
4.	加闊的公用走廊及升降機大堂	-
5.	公用空中花園	1,355.384
6.	隔聲鰭	-
7.	翼牆、捕風器及風斗	-
8.	非結構預製外牆	-
9.	工作平台	-
10.	隔音屏障	-
	適意設施	
11.	供保安人員和管理處員工使用的櫃枱、辦公室、儲物室、警衛室和廁所、業主立案法團辦公室	29.985
12.	住宅康樂設施，包括僅供康樂設施使用的中空、機房、游泳池的濾水器機房、有蓋人行道等	1148.953
13.	有上蓋的園景區及遊樂場	238.958
14.	橫向屏障/ 有蓋人行道、花棚	-
15.	擴大的升降機井道	57.885
16.	煙囪管道	-
17.	其他非強制性或非必要機房，例如鍋爐房、衛星電視共用天線房	-
18.	強制性設施或必要機房所需的管槽、氣槽	345.766
19.	非強制性設施或非必要機房所需的管槽、氣槽	10.082
20.	環保系統及設施所需的機房、管槽及氣槽	250.094
21.	複式住宅單位及洋房的中空	-
22.	伸出物，如空調機箱及伸出外牆超過750毫米的平台	-
	其他寬免項目	
23.	庇護層，包括庇護層兼空中花園	-
24.	其他伸出物	-
25.	公共交通總站	-
26.	共用構築物及樓梯	-
27.	僅供獲接納不計入總樓面面積的樓層使用的樓梯、升降機槽及垂直管道的水平面積	-
28.	公眾通道	-
29.	因建築物後移導致的覆蓋面積	-
	額外總樓面面積	
30.	額外總樓面面積	-

註： 上述表格是根據屋宇署所發出的《認可人士、註冊結構工程師及註冊岩土工程師作業備考》 ADM-2 規定的要求而制訂的。屋宇署會按實際需要不時更改有關要求。

INFORMATION IN APPLICATION FOR CONCESSION ON GROSS FLOOR AREA OF BUILDING
申請建築物總樓面面積寬免的資料

建築物的環境評估

綠色建築認證

在印刷此售樓說明書或其附頁前，本物業根據香港綠色建築議會有限公司頒授 / 發出的綠建環評認證評級。

銅級

BRONZE 銅級 V1.1 2019
HKGBC BEAM Plus 綠建環評

申請編號: FAB0003/19

發展項目的公用部分的預計能量表現或消耗

於印製售樓說明書前呈交予建築事務監督發展項目的公用部份的預計能量表現或消耗的最近期資料：

第 I 部分

提供中央空調	否
提供具能源效益的設施	否
擬安裝的具能源效益的設施:-	1. 不適用 2. 不適用

第 II 部分：擬興建樓宇/部分樓宇預計每年能源消耗量(註腳 1)

位置	使用有關裝置的內部樓面面積（平方米）	基線樓宇(註腳 2) 每年能源消耗量		擬興建樓宇 每年能源消耗量	
		電力 千瓦小時/平方米/年	煤氣/石油氣 用量單位/平方米/年	電力 千瓦小時/平方米/年	煤氣/石油氣 用量單位/平方米/年
有使用中央屋宇裝備裝置的部份(註腳3)	13,140.524	300	-	195	-

第 III 部分：以下裝置乃按機電工程署公布的相關實務守則設計

裝置類型	是	否	不適用
照明裝置	✓		
空調裝置	✓		
電力裝置	✓		
升降機及自動梯的裝置	✓		
以總能源為本的方法			✓

註腳：

1. 一般而言，一棟樓宇的預計「每年能源消耗量」愈低，其節約能源的效益愈高。如一棟樓宇預計的「每年能源消耗量」低於該樓宇的「基線樓宇每年能源消耗量」，則代表預計該樓宇的能源應用較其基線樓宇有效，削減幅度愈大則代表有關樓宇能源節約的效益愈高。

   預計每年能源消耗量〔以耗電量（千瓦小時/平方米/年）及煤氣/石油氣消耗量（用量單位/平方米/年）計算〕，指將發展項目的每年能源消耗總量除以使用有關裝置的內部樓面面積所得出的商，其中:-

   (a)「每年能源消耗量」與新建樓宇 BEAM Plus 標準（現行版本）第 4 節及附錄 8 中的「年能源消耗」具有相同涵義；及

   (b) 樓宇、空間或單位的「內部樓面面積」，指外牆及/或共用牆的內壁之內表面起量度出來的樓面面積。

2. 「基準樓宇」與新建樓宇 BEAM Plus 標準（現行版本）第 4 節及附錄 8 中的「基準建築物模式（零分標準）」具有相同涵義。

3. 「中央屋宇裝備裝置」與樓宇的屋宇裝備裝置能源效益守則2012年版（第一版修訂）中的涵義相同。

Portion of the curtain wall system forming part of the enclosing walls of the following residential properties of the Development are consisted of opaque glass (clear insulated glass unit (IGU) of low-iron tempered glass with low-emissivity coating):

- Garden Units A and B on UG/F, 1/F and 2/F of Tower 1
- Garden Units C and D on UG/F, 1/F and 2/F of Tower 2
- Units A and B on 5/F - 12/F and 15/F - 17/F of Tower 1
- Units C and D on 5/F - 12/F and 15/F - 17/F & Tower 2
- Penthouses A and B on 18/F, 19/F and Roof of Tower 1
- Penthouses C and D on 18/F, 19/F and Roof of Tower 2

For the locations of the said opaque glass curtain walls, please refer to the 'Floor Plans of Residential Properties in the Development' section of this Sales Brochure.

發展項目中以下住宅物業之外牆的部分幕牆系統由不透明玻璃（低輻射鍍膜中空超白清玻璃）構成：

- 第1座地下高層、1樓及2樓花園單位A及B
- 第2座地下高層、1樓及2樓花園單位C及D
- 第1座5樓 - 12樓及15樓 - 17樓A及B單位
- 第2座5樓 - 12樓及15樓 - 17樓C及D單位
- 第1座18樓、19樓及天台頂層單位A及B
- 第2座18樓、19樓及天台頂層單位C及D

有關上述不透明玻璃幕牆所在位置，請參閱本售樓説明書「發展項目的住宅物業的樓面平面圖」部分。

Date of printing of this Sales Brochure: 22 June 2018

There may be future changes to the Development and the surrounding areas.

此售樓説明書印製日期：2018年6月22日

發展項目及其周邊地區日後可能出現改變。

EXAMINATION RECORD
檢視紀錄

Examination/ Revision Date 檢視/修改日期	Page number in version with print date on 22 June 2018 2018年6月22日 印製版本之頁數	Page number in revised version with examination date on 27 August 2018 2018年8月27日 檢視版本之頁數	Revision Made 所作修改
27 August 2018 2018年8月27日	8	8	Delete the references to "the estimated material date" 刪除對「預計關鍵日期」的提述
	14	14	Location Plan of the Development is updated 更新發展項目的所在位置圖
	21	21	"Legend of terms and abbreviations used on the floor plans" is updated 更新「樓面平面圖中所使用名詞及簡稱之圖例」
	23-24, 27-28, 31-32, 35-36, 38, 40, 42, 44, 46-47, 50, 52-53, 56-57, 60-61, 64-65, 69-71, 75-76	23-24, 27-28, 31-32, 35-36, 38, 40, 42, 44, 46-47, 50, 50A, 50B, 52-53, 56-57, 60-61, 64-65, 69-71, 75-76	Floor Plans of Residential Properties in the Development is updated 更新發展項目的住宅物業的樓面平面圖
	117-118, 129-133, 153-154, 164-167, 187, 189-190, 201, 205, 209, 213, 217, 221-222, 224-225, 229-230, 232-233, 237, 241, 245, 249, 253, 257	117-118, 129, 129A, 130-133, 153-154, 164, 164A, 165-167, 187, 189-190, 201, 205, 209, 213, 217, 221-222, 224-225, 229-230, 232-233, 233A, 233B, 233C, 233D, 237, 241, 245, 249, 253, 257	Fittings, Finishes and Appliances is updated 更新裝置、裝修物料及設備
	270	Not applicable 不適用	Delete the section "Information Required by the Director of Lands to be Set Out in the Sales Brochure as a Condition for Giving the Presale Consent". (Note: a certificate of compliance has been issued in respect of the Development by the Director of Lands. That section is no longer applicable.) 刪除「按地政總署署長作為給予預售樓花同意書的條件而規定列於售樓說明書的資料」一節。（備註：地政總署署長已就發展項目發出合格證明書。該節已不適用。）

Examination/ Revision Date 檢視/修改日期	Page number in version with examination date on 27 August 2018 2018年8月27日 檢視版本之頁數	Page number in revised version with examination date on 26 November 2018 2018年11月26日 檢視版本之頁數	Revision Made 所作修改
26 November 2018 2018年11月26日	9	9	The paragraph of "Authorized institution that has made a loan, or has undertaken to provide finance, for the construction of the Development" is updated 更新「已為發展項目的建造提供貸款或已承諾為該項建造提供融資的認可機構」一段
	14	14	Location Plan of the Development is updated 更新發展項目的所在位置圖
	Not applicable 不適用	15A - 15B	Aerial Photograph of the Develoment is updated 更新發展項目的鳥瞰照片
	18	18	Outline Zoning Plan etc. Relating to the Development is updated 更新關乎發展項目的分區計劃大綱圖等
	19	19	Layout Plan of the Development is updated 更新發展項目的布局圖
	24, 70 - 72	24, 70 - 72	Floor Plans of Residential Properties in the Development is updated 更新發展項目的住宅物業的樓面平面圖
	Not applicable 不適用	23A, 23B, 27A, 27B, 28A, 28B, 31A, 31B , 35A, 35B, 36A, 36B, 56A, 56B, 57A, 57B, 58A, 58B, 60A , 60B, 61A, 61B, 62A, 62B	Floor Plans of Residential Properties in the Development is updated 更新發展項目的住宅物業的樓面平面圖
	82	82	Floor Plans of Parking Spaces in the Development is updated 更新發展項目中的停車位的樓面平面圖
	105 - 107	105 - 107	Cross-section Plan of Building in the Development is updated 更新發展項目中的建築物的橫截面圖
	108 - 113	108 - 113	Elevation Plan is updated 更新立面圖
	126, 127, 162, 182, 210, 212	126, 127, 162, 182, 210, 212	Fittings, Finishes and Appliances is updated 更新裝置、裝修物料及設備

EXAMINATION RECORD
檢視紀錄

Examination/ Revision Date 檢視/修改日期	Page number in revised version with examination date on 26 November 2018 2018年11月26日 檢視版本之頁數	Page number in revised version with examination date on 25 February 2019 2019年2月25日 檢視版本之頁數	Revision Made 所作修改
25 February 2019 2019年2月25日	14	14	Location Plan of the Development is updated 更新發展項目的所在位置圖
	Not applicable 不適用	30A, 30B	Floor Plans of Residential Properties in the Development is updated 更新發展項目的住宅物業的樓面平面圖
	34, 58A, 58B, 62A, 62B	34, 58A, 58B, 62A, 62B	Floor Plans of Residential Properties in the Development is updated 更新發展項目的住宅物業的樓面平面圖
	84, 90	84, 90	Summary of Deed of Mutual Covenant is updated 更新公契的摘要
	108, 111	108, 111	Elevation Plan is updated 更新立面圖
	206 - 213	206 - 213	Fittings, Finishes and Appliances is updated 更新裝置、裝修物料及設備

Examination/ Revision Date 檢視/修改日期	Page number in revised version with examination date on 25 February 2019 2019年2月25日 檢視版本之頁數	Page number in revised version with examination date on 12 March 2019 2019年3月12日 檢視版本之頁數	Revision Made 所作修改
12 March 2019 2019年3月12日	15, 15A, 15B	15	Aerial Photograph of the Development is updated 更新發展項目的鳥瞰照片

Examination/ Revision Date 檢視/修改日期	Page number in revised version with examination date on 12 March 2019 2019年3月12日 檢視版本之頁數	Page number in revised version with examination date on 11 June 2019 2019年6月11日 檢視版本之頁數	Revision Made 所作修改
11 June 2019 2019年6月11日	14	14	Location Plan of the Development is updated 更新發展項目的所在位置圖
	24, 32, 35A, 35B, 36A, 36B, 38, 46, 47	24, 32, 35A, 35B, 36A, 36B, 38, 38A, 38B, 46, 47	Floor Plans of Residential Properties in the Development is updated 更新發展項目的住宅物業的樓面平面圖
	120, 122, 124, 127, 133, 156, 158, 160, 162, 167, 181, 182, 184, 185, 186, 198, 199, 200, 201, 210, 211, 212, 213, 214	120, 122, 124, 127, 133, 156, 158, 160, 162, 167, 181, 182, 184, 185, 186, 198, 199, 200, 201, 210, 211, 212, 213, 214	Fittings, Finishes and Appliances is updated 更新裝置、裝修物料及設備

Examination/ Revision Date 檢視/修改日期	Page number in revised version with examination date on 11 June 2019 2019年6月11日 檢視版本之頁數	Page number in revised version with examination date on 10 September 2019 2019年9月10日 檢視版本之頁數	Revision Made 所作修改
10 September 2019 2019年9月10日	14	14	Location Plan of the Development is updated 更新發展項目的所在位置圖

Examination/ Revision Date 檢視/修改日期	Page number in revised version with examination date on 10 September 2019 2019年9月10日 檢視版本之頁數	Page number in revised version with examination date on 9 December 2019 2019年12月9日 檢視版本之頁數	Revision Made 所作修改
9 December 2019 2019年12月9日	14	14	Location Plan of the Development is updated 更新發展項目的所在位置圖

EXAMINATION RECORD
檢視紀錄

Examination/ Revision Date 檢視/修改日期	Page number in revised version with examination date on 9 December 2019 2019年12月9日 檢視版本之頁數	Page number in revised version with examination date on 6 March 2020 2020年3月6日 檢視版本之頁數	Revision Made 所作修改
6 March 2020 2020年3月6日	13	13	Information on Property Management is updated 更新物業管理的資料
	84, 90	84, 90	Summary of Deed of Mutual Covenant is updated 更新公契的摘要
	114	114	Inspection of Plans and Deed of Mutual Covenant is updated 更新閱覽圖則及公契
	266, 268	266, 268	Information in Application for Concession on Gross Floor Area of Building is updated 更新申請建築物總樓面面積寬免的資料

Examination/ Revision Date 檢視/修改日期	Page number in revised version with examination date on 6 March 2020 2020年3月6日 檢視版本之頁數	Page number in revised version with examination date on 5 June 2020 2020年6月5日 檢視版本之頁數	Revision Made 所作修改
5 June 2020 2020年6月5日	15	15, 15A, 15B	Aerial Photograph of the Development is updated 更新發展項目的鳥瞰照片

Examination/ Revision Date 檢視/修改日期	Page number in revised version with examination date on 5 June 2020 2020年6月5日 檢視版本之頁數	Page number in revised version with examination date on 4 September 2020 2020年9月4日 檢視版本之頁數	Revision Made 所作修改
4 September 2020 2020年9月4日	14	14	Location Plan of the Development is updated 更新發展項目的所在位置圖

Examination/ Revision Date 檢視/修改日期	Page number in revised version with examination date on 4 September 2020 2020年9月4日 檢視版本之頁數	Page number in revised version with examination date on 3 December 2020 2020年12月3日 檢視版本之頁數	Revision Made 所作修改
3 December 2020 2020年12月3日	14	14	Location Plan of the Development is updated 更新發展項目的所在位置圖
	15, 15A	15, 15A	Aerial Photograph of the Development is updated 更新發展項目的鳥瞰照片